

# CABARRUS COUNTY

## NORTH CAROLINA



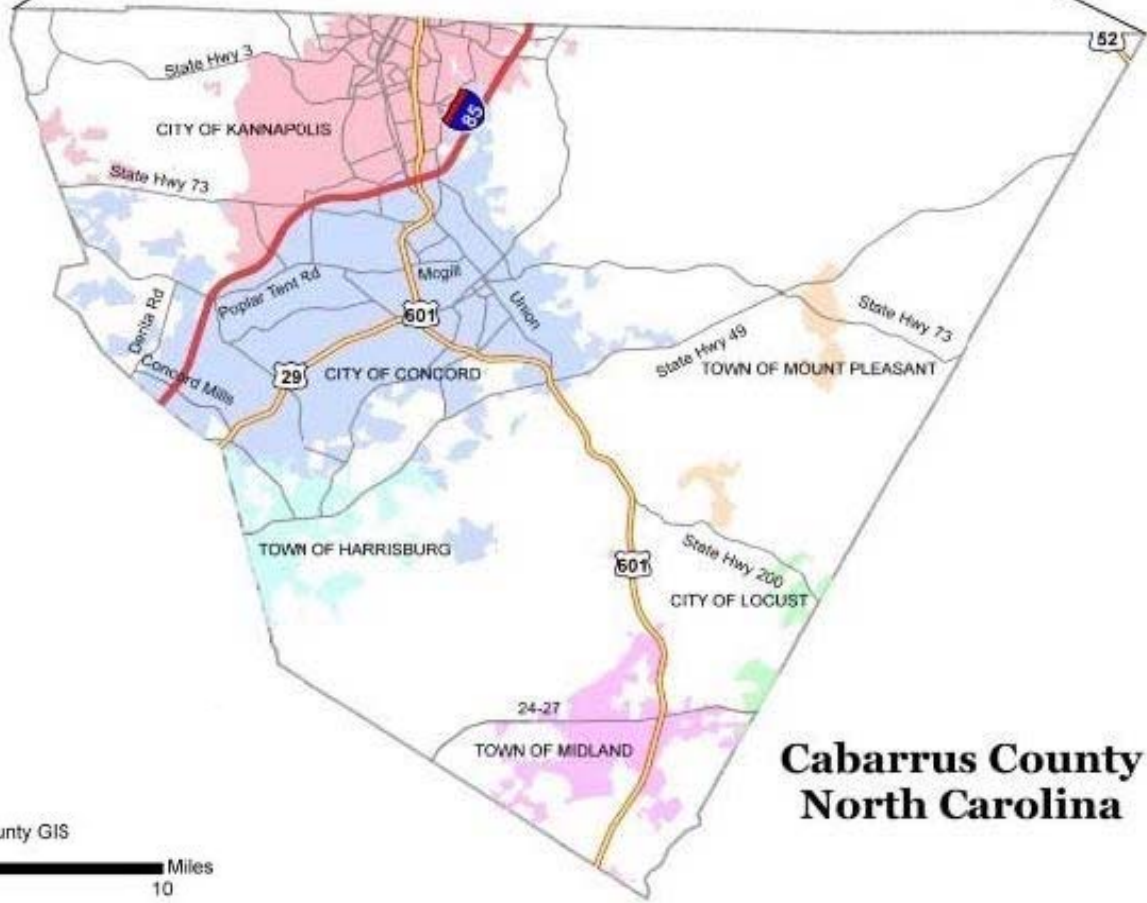
## Annual Comprehensive Financial Report

### Fiscal Year Ended June 30, 2024



CABARRUS COUNTY  
*America Thrives Here*





Prepared by Cabarrus County GIS



# Cabarrus County North Carolina



---

# Cabarrus County

North Carolina

Annual Comprehensive Financial Report

Fiscal Year Ended June 30, 2024

PREPARED BY THE CABARRUS COUNTY FINANCE DEPARTMENT

James M. Howden, Finance Director





# Cabarrus County, North Carolina

## Table of Contents

---

### Introductory Section

Letter of Transmittal .....	1
GFOA Certificate of Achievement for Excellence in Financial Reporting .....	8
Organizational Chart .....	9
List of Principal Officials .....	10

### Financial Section

Independent Auditor’s Report .....	11
Management’s Discussion and Analysis.....	15

#### Basic Financial Statements:

##### Government-wide Financial Statements: Statement of Net Position

Exhibit 1.....	28
----------------	----

##### Statement of Activities

Exhibit 2.....	30
----------------	----

#### Fund Financial Statements:

##### Balance Sheet – Governmental Funds

Exhibit 3.....	31
----------------	----

##### Reconciliation of Balance Sheet to the Statement of Net Position

Exhibit 3A .....	33
------------------	----

##### Statement of Revenues, Expenditures, and Changes in Fund

##### Balances – Governmental Funds

Exhibit 4.....	34
----------------	----

##### Reconciliation of the Statement of Revenues, Expenditures, and Changes In Fund

##### Balances of Governmental Funds to the Statement of Activities

Exhibit 4A .....	36
------------------	----

##### Statement of Revenues, Expenditures, and Changes in Fund

##### Balances – Budget and Actual – General Fund

Exhibit 5.....	37
----------------	----

##### Statement of Revenues, Expenditures, and Changes in Fund

##### Balances – Budget and Actual – Opioid Settlement Fund

Exhibit 6.....	39
----------------	----

**Cabarrus County, North Carolina**  
**Table of Contents**

---

Statement of Net Position – Proprietary Funds	
Exhibit 7.....	40
Statement of Revenues, Expenses and Changes in Fund Net Position – Proprietary Funds	
Exhibit 8.....	42
Statement of Cash Flows – Proprietary Funds	
Exhibit 9.....	44
Statement of Fiduciary Net Position – Fiduciary Funds	
Exhibit 10.....	46
Statement of Changes in Fiduciary Net Position – Fiduciary Funds	
Exhibit 11.....	47
<b>Notes to the Financial Statements</b> .....	<b>48</b>
Required Supplemental Financial Data:	
Schedule of Changes in the Net OPEB Liability and Related Ratios	
Exhibit 12.....	118
Schedule of County Contributions - OPEB	
Exhibit 13.....	119
Schedule of Investment Returns – OPEB	
Exhibit 14.....	120
Schedule of County’s Proportionate Share of Net Pension Liability (ASSET) - (LGERS)	
Exhibit 15.....	121
Schedule of County Contributions (LGERS)	
Exhibit 16.....	122
Schedule of County’s Proportionate Share of Net Pension Asset (ROD)	
Exhibit 17.....	123
Schedule of County Contributions (ROD)	
Exhibit 18.....	124
Schedule of Changes in Total Pension Liability LEO Special Separation Allowance	
Exhibit 19.....	125
Schedule of Total Pension Liability as a Percentage of Covered-Employee Payroll LEO Special Separation Allowance	
Exhibit 20.....	126



# Cabarrus County, North Carolina

## Table of Contents

---

### Other Supplemental Information:

Combining and Individual Fund Statements and Schedules: Combining  
Balance Sheet – Nonmajor Governmental Funds

Schedule 1 ..... 127

Combining Statement of Revenues, Expenditures and Changes in Fund  
Balances – Nonmajor Governmental Funds

Schedule 2 ..... 129

### Special Revenue Funds:

Schedules of Revenues, Expenditures, and Changes in Fund

Balances – Budget and Actual:

Emergency Telephone System Special Revenue Fund

Schedule 3 ..... 131

Community Development Block Grant Special Revenue Fund

Schedule 4 ..... 132

Cabarrus Arena and Events Center Special Revenue Fund

Schedule 5 ..... 133

Fire Districts’ Special Revenue Fund

Schedule 6 ..... 135

Sheriff’s Department Special Revenue Fund

Schedule 7 ..... 136

Department of Aging Special Revenue Fund

Schedule 8 ..... 137

Social Services Payee Fund

Schedule 9 ..... 138

Intergovernmental Fund

Schedule 10 ..... 139

### Capital Projects Funds:

Schedules of Revenues, Expenditures, and Changes in Fund

Balances – Budget and Actual:

Public School Building Capital Projects Fund

Schedule 11 ..... 140

**Cabarrus County, North Carolina**  
**Table of Contents**

---

Capital Projects Funds (continued):

School Capital Projects Fund  
 Schedule 12 ..... 141  
 Small Projects Capital Projects Fund  
 Schedule 13 ..... 142

Fiduciary Funds:

Combining Statement of Fiduciary Net Position – Custodial Funds  
 Schedule 14 ..... 145  
 Combining Statement of Changes in Fiduciary Net Position – Custodial Funds  
 Schedule 15 ..... 146  
 Statement of Fiduciary Net Position – OPEB Trust Fund  
 Schedule 16 ..... 147  
 Statement of Changes Fiduciary Net Position – OPEB Trust Fund  
 Schedule 17 ..... 148

Internal Service Funds:

Combining Statement of Net Position – Internal Services Funds  
 Schedule 18 ..... 149  
 Combining Statement of Changes Revenues, Expenses, and Changes in  
 Fund Balances – Internal Service Funds  
 Schedule 19 ..... 150  
 Schedule of Revenues and Expenditures – Financial Plan and Actual (Non-GAAP Basis): Self-  
 Insured Workers’ Compensation & Liability Internal Services Fund  
 Schedule 20 ..... 151  
 Schedule of Revenues and Expenditures – Financial Plan and Actual (Non-GAAP Basis):  
 Self-Insured Medical and Dental Internal Services Fund  
 Schedule 21 ..... 153  
 Combining Statement of Cash Flows  
 Schedule 22 ..... 154

Other Schedules:

Schedule of Ad Valorem Taxes Receivable  
 Schedule 23 ..... 155  
 Analysis of Current Tax Levy  
 Schedule 24 ..... 156

**Cabarrus County, North Carolina**  
**Table of Contents**

---

Other Schedules (continued):

Ten Largest Taxpayers  
 Schedule 25 ..... 157

Schedules of Revenues, Expenditures, and Changes in Fund Balances –

Budget and Actual:

General Fund  
 Schedule 26 ..... 159

Community Investment Fund  
 Schedule 27 ..... 172

County Capital Projects Fund  
 Schedule 28 ..... 175

CARES Act Relief Fund  
 Schedule 29 ..... 177

Schedule of Revenues and Expenditures – Budget and Actual (Non-GAAP Basis): Landfill

Fund  
 Schedule 30 ..... 178

**Statistical Section (unaudited)**

Government-wide Information: Net

Position by Component  
 TABLE 1 ..... 180

Changes in Net Position  
 TABLE 2 ..... 181

Fund Information:

Fund Balances, Governmental Funds  
 TABLE 3 ..... 183

Changes in Fund Balances, Governmental Funds  
 TABLE 4 ..... 184

**Cabarrus County, North Carolina**  
**Table of Contents**

---

**Statistical Section (unaudited)**

Assessed Value and Actual Value of Taxable Property - Last Ten Fiscal Years  
 TABLE 5..... 185

Direct and Overlapping Property Tax Rates – Last Ten Fiscal Years  
 TABLE 6..... 186

Principal Property Taxpayers – Current Year and Nine Years Ago  
 TABLE 7..... 187

Property Tax Levies and Collections  
 TABLE 8..... 188

Ratio of Net General Obligation Bonded Debt to Outstanding - Last Ten Fiscal Years  
 TABLE 9..... 189

Ratios of Outstanding Debt by Type – Last Ten Fiscal Years  
 TABLE 10..... 190

Direct and Overlapping Governmental Activities Debt  
 TABLE 11..... 191

Legal Debt Margin Information – Last Ten Fiscal Years  
 TABLE 12..... 192

Demographic and Economic Statistics - Last Ten Fiscal Years  
 TABLE 13..... 193

Principal Employers – Current Year and Nine Years Ago  
 TABLE 14..... 194

Full-time Equivalent County Government Employees by Function – Last Ten Fiscal Years  
 TABLE 15..... 195

Operating Indicators by Functional Area Fiscal Years – Last Ten Fiscal Years  
 TABLE 16..... 196

Capital Asset Statistics by Function/Program – Last Ten Fiscal Years  
 TABLE 17..... 197

**Compliance Section**

Report on Internal Control Over Financial Reporting and on Compliance and Other Matters Based  
 on an Audit of Financial Statements Performed in Accordance with  
*Government Auditing Standards* ..... 198

**Cabarrus County, North Carolina**  
**Table of Contents**

---

**Compliance Section (continued)**

Report on Compliance for Each Major Federal Program and Report on Internal Control  
Over Compliance Required by the Uniform Guidance and the State  
Single Audit Implementation Act... ..... 200

Report on Compliance for Each Major State Program and Report on Internal Control  
Over Compliance Required by the Uniform Guidance and the State  
Single Audit Implementation Act... ..... 203

Schedule of Findings, Responses, and Questioned Costs..... 206

Schedule of Prior Year Audit Findings ..... 209

Schedule of Expenditures of Federal and State Awards ..... 210



# INTRODUCTORY SECTION

---

---







## Finance Department

---

February 14, 2025

To the Board of Commissioners and the Citizens of Cabarrus County, North Carolina:

State law requires that all general-purpose local governments publish each year a complete set of financial statements, presented in accordance with generally accepted accounting principles (GAAP), and audited by a certified public accountant in accordance with generally accepted auditing standards. Pursuant to this requirement, we hereby issue the annual comprehensive financial report (ACFR) for the County of Cabarrus (the County) for the fiscal year ended June 30, 2024.

County management assumes full responsibility for the completeness and reliability of all the information presented in this report. To provide a reasonable basis for making these representations, management has established a comprehensive internal control framework designed to both protect the County's assets from loss, theft, or misuse, and to compile sufficient reliable information for the preparation of the County's financial statements in conformity with GAAP. Because the cost of internal controls should not outweigh their benefits, the County designed its comprehensive framework of internal controls to provide reasonable rather than absolute assurance that the financial statements will be free from material misstatement. We assert that, to the best of our knowledge and belief, this financial report is complete and reliable in all material respects.

The licensed certified public accountants of Martin Starnes & Associates, CPA's, P.A., audited the County's financial statements. The goal of the independent audit was to provide reasonable assurance that the financial statements of the County for the fiscal year that ended June 30, 2024, are free of material misstatement. The independent audit involved examining, on a test basis, evidence supporting the amounts and disclosures in the financial statements; assessing the accounting principles used and significant estimates made by management; and evaluating the overall financial statement presentation. **The independent auditor concluded, based upon the audit, that there was a reasonable basis for rendering an unmodified opinion that the County's financial statements for the fiscal year ended June 30, 2024, are fairly presented in all material respects with GAAP.** This report presents the independent auditor's report as the first component of the financial section.

The independent audit of the financial statements of the County was part of a broader, federally - and state-mandated Single Audit designed to meet the special needs of federal and state grantor agencies. The standards governing Single Audit engagements require the independent auditor to report not only on the fair presentation of the financial statements, but also on the government's internal controls and compliance with legal requirements, with special emphasis on internal controls and legal requirements involving the administration of federal and state awards. The County issues the Single Audit report separately from the ACFR. Results of the Single Audit can be found in the compliance section of this report. GAAP requires that management provide a narrative introduction, overview, and analysis to accompany the basic financial statements in the form of Management's Discussion and Analysis (MD&A).

This letter of transmittal complements MD&A and should be read in conjunction with it. This report presents the MD&A immediately following the report of the independent auditors.

**Profile of Cabarrus County**

The County, incorporated in 1792, is in the Piedmont section of the State of North Carolina and bordered on the north by Rowan and Iredell counties, on the east by Stanly County, on the south by Union County and on the west by Mecklenburg County; it comprises approximately 230,400 acres. There are six municipalities in the County, the largest of which is the City of Concord, also the County seat. Concord is approximately 124 miles from the City of Raleigh, North Carolina and 18 miles northeast of the City of Charlotte, North Carolina. The second largest municipality is the City of Kannapolis. The Towns of Mount Pleasant, Harrisburg, Midland, and Locust are smaller municipalities in the County. The North Carolina State Demographer estimates the County had a County population of 240,016 as of July 2023. The County is empowered to levy a property tax on both real and personal property located within its boundaries.

The County has operated under the Board of Commissioners-County Manager form of government since 1976. The governing board consists of five commissioners. The governing board is responsible for, among other things, passing ordinances, adopting a balanced budget, appointing committees, and hiring the County’s manager, tax administrator, attorney, and clerk. The County Manager serves as the chief executive and is responsible for carrying out the policies and legislative priorities of the governing board, overseeing day-to-day operations, and appointing the directors of various departments.

**Local Economy**

The County is one of 10 counties located in the Charlotte-Concord-Gastonia, NCSC Metropolitan Statistical Area (the "Charlotte MSA"). According to the U.S. Census Bureau, as of July 1, 2020, the Charlotte MSA was the 22nd largest MSA in the United States with nearly 2.7 million residents. The following table lists the five largest employers in the county as of June 30, 2024:

Company	Emp loye es
Atrium Health	4,500
Cabarrus County Schools	4,300
Cabarrus County Government	1,280
Amazon	1,000
Wal-Mart	965

The County's rapid growth, largely attributable to the County's position in the Charlotte MSA, strong labor force, and pro-business policy climate has continued during this period of uneven national economic indicators. Short-range and long-range planning has provided the needed infrastructure to accommodate current and anticipated growth, particularly with strong cooperation with municipalities on economic recruitment and development efforts. The Cabarrus Economic Development Corporation (“Cabarrus EDC”), which operates with full-time staff, serves as the County’s primary recruiting and marketing entity. The Cabarrus EDC makes a measurable impact on individuals and families through program partnerships for local start-ups, support of existing businesses, and recruitment of new industry. This includes supporting incubators for entrepreneurs, facilitating growth of existing businesses, and keeping an inventory of available sites for business recruitment. All of these efforts position the County for continued economic development.

The County's rapid growth, largely attributable to the County's position in the Charlotte metropolitan region, has continued to increase in recent years. The County believes that its short-range and long-range planning has provided the necessary infrastructure to accommodate current and anticipated growth, and the County cooperates with its municipalities in economic recruiting and development efforts. The Cabarrus Economic Development Corporation (the "CEDC"), which operates with a full-time staff, serves as the primary recruiting and marketing entity. The CEDC concentrates its efforts on business retention and expansion, entrepreneurship and new business recruitment. These efforts include keeping an inventory of available sites within commercial and industrial parks with all municipal services available located near major highways and interstates. In partnership with Flywheel, CEDC launched the Cabarrus Center for Innovation and Entrepreneurship in 2021 (the "Cabarrus Center"). The Cabarrus Center is a business support hub that offers meeting and events space, educational workshops, networking events, business resources, mentorship services, and a host of amenities to support entrepreneurs who are launching or growing their businesses.

**Biotechnology.** A major initiative in Kannapolis over the last decade has been the development of the approximately 350 acres of the North Carolina Research Campus (the "Research Campus"). The Research Campus houses state-of-the-art research equipment, research space and laboratory space that brings together researchers and scientists from the public and private sector to collaborate on advancements in biotechnology, nutrition and health. The Research Campus houses researchers and staff from Appalachian State University, the David H. Murdock Research Institute, Duke University, North Carolina Agricultural and Technical State University, North Carolina Central University, North Carolina State University, the University of North Carolina at Chapel Hill, the University of North Carolina at Charlotte and the University of North Carolina at Greensboro. Private and quasi-private sector partners include Atrium Health, Cabarrus Health Alliance, Rowan-Cabarrus Community College, BeaconPoint Labs, Eremid, NC Food Innovation Lab, Genixus, Bright Path Laboratories, NorthState Technology Solutions, R&S Chemicals, Standard Process and Spectrum Discovery Center.

To facilitate further development on the Research Campus and finance public improvements, Kannapolis created the North Carolina Research Campus Financing District (the "Development District"), pursuant to the State's project development financing act. The Development District is comprised of approximately 863 acres within the County and Rowan County. The Development District was created to finance infrastructure within and around the Development District to support the Research Campus. The boundaries of the Development District were created to capture the area in which such infrastructure was needed. The Research Campus is approximately 240 acres within the Development District. Kannapolis issued \$35 million in limited obligation bonds in 2010 (the "Kannapolis Bonds") to finance public infrastructure in the Development District. Pursuant to an Interlocal Agreement between the County and Kannapolis executed in connection with the issuance of the Kannapolis Bonds, the County agreed to pay a portion of its incremental ad valorem tax revenues actually collected in the Development District to Kannapolis to be used for the payment of not more than half of the annual payments of principal and interest due on the Kannapolis Bonds or any debt used to refund the Kannapolis Bonds. These payments end in the fiscal year ending June 30, 2027 and range from a high of \$1,331,402 in the fiscal year ending June 30, 2022 to a low of \$1,320,865 in the fiscal year ending June 30, 2027.

**Downtown Kannapolis Revitalization.** In 2015, Kannapolis acquired approximately 50 acres of downtown property. The purchase included eight blocks of buildings located on Oak Avenue, West Avenue, S. Main Street and West First Street, as well as property that housed the former Plant 4 Cannon Textile Mill, and included over 600,000 square feet of commercial buildings. Kannapolis issued \$52,000,000 aggregate principal amount Taxable Limited Obligation Bonds in November 2018 to finance the construction of a sports and entertainment venue now known as Atrium Health Ballpark (the "Stadium") on a portion of the property acquired in 2015. The Stadium is home to the Kannapolis Cannon Ballers, a minor league baseball affiliate of the Chicago White Sox in the South Atlantic League. Construction on the Stadium was completed in the Spring of 2020.

Over 30 new businesses have opened on West Avenue across the street from the Stadium, including restaurants, a brewery and boutiques. The VIDA apartment complex, also across the street from the Stadium, opened in 2021 with an attached public parking deck, and construction is underway on an adjacent apartment complex called VIDA II, which is expected to be completed in late Fall of 2024. Kannapolis has reached agreement with Right Field Development, LLC to develop two blocks adjacent to the Stadium with a mixed use of offices, restaurants, a condominium and hotel.

**Healthcare.** The County economy is emerging as a significant provider of healthcare services, due in part to Atrium Health Cabarrus, a 457-bed acute care public hospital which is part of the Atrium Health network of healthcare facilities. The hospital provides a full range of tertiary and surgical services. It has a Level III Trauma Center, The Jeff Gordon Children’s Hospital, The Mariam Cannon Hayes Women’s Center, The Bette Cancer Center and a few other specialized services and facilities. In August 2018, the hospital opened a new state-of-the-art heart and vascular tower costing \$115 million to house The Sanger Heart & Vascular Institute. Atrium Health Cabarrus has also built satellite facilities in Kannapolis and Harrisburg. The Cabarrus Health Alliance, which is a public health authority, also serves the County. The County does not directly contribute any funds to support Atrium Health Cabarrus, although indirectly it is responsible for the payment of certain Medicaid-eligible reimbursements.

**Manufacturing.** The principal products manufactured in the County include optical fiber, plastic extrusion, food processing, concrete products, lumber and wood, specialized coloring, fabricated metal and machinery products, corrugated packaging, automobile parts and racing electronics. One of the largest of these manufacturers is Corning. Corning’s fiber optics facility is located in the southeastern part of the County and is the world’s largest producer of fiber optic wire. One of the largest industrial/manufacturing parcels in the State, The Grounds at Concord, is located in the center of the County. The former Philip Morris campus encompasses over 2,100 acres. Since 2019, the CEDC has announced over \$2 billion dollars of new investment and over 1,800 new jobs at the site, including manufacturing facilities for Eli Lilly, Red Bull, Ball and Rauch. The property is also adjacent to the George Liles Parkway, which has been extended and improved, providing a four-lane connector to U.S. 29, I-85, N.C. 73 and N.C. 3. In the future the four-lane thoroughfare will be extended to N.C. 49.

**Industry and Distribution.** The County has strong industrial and distribution sectors. This strength is due, in large part, to geographic location within the larger Charlotte MSA and the combination of road and rail service. In addition, the aviation sector is strong and growing. The primary areas that are currently occupied and growing lie along the interstate corridor, but there are also concentrations near Harrisburg and in the southern part of the County. In addition, there are areas with infrastructure in place, or being improved that are available for continued growth.

The International Business Park (“IBP”) is located near an interchange on I-85. The owners of the IBP actively pursue private investment from around the world. IBP includes a mix of over 30 companies, the majority of which are global corporations. There are additional concentrations of industry and distribution along the interstate corridor at Afton Ridge and the Derita Road area. Afton Ridge includes retail, residential and distributions center for S.P Richards (200,000 square feet) and Gordon Foods (300,000 square feet). Along Derita Road in Concord, there is over 3 million square feet of industrial space occupied by various distribution and manufacturing operations.

The West Winds Industrial Park is located on Derita Road directly across from the airport entrance. Tenants in West Winds Industrial Park include Westrock Coffee (formerly S & D Coffee and Tea) and NASCAR Research & Development, as well as the NASCAR Productions Building. S & D Coffee and Tea is a long-time company in the County and its expansion to this area of the County included the addition of 200 jobs. West Winds is also home to 26 Acres Brewery.

The Kannapolis Gateway Business Park is an 85-acre park located one mile from an interchange on I-85 and features approximately 753,000 square feet of industrial space and a 12-acre retail center. A million square feet of distribution was recently constructed which houses an Amazon distribution center. The facility is a combined investment in real and personal property of over \$85 million and has a total of 600 plus full-time employees now that it is in full operation. At Interstate 85 at exit 60, a 750,000 square foot industrial spec building, Metro 63, was recently completed and is ready for a manufacturing or distribution tenant.

The Midland Business Park and Intermodal Facility is a future business park to be built near N.C. Highway 24/27 and Highway 601. The Intertape Polymer Group completed a new manufacturing plant in Midland, and has announced two other expansion projects. That plant has a value of approximately \$40 million and more than 50 employees in the first phase.

**Retail.** The retail mix in the County includes sites that serve the local and regional economies. The regional magnet is Concord Mills Mall, which draws over 17 million visitors each year and continues to spur retail and non-retail development.

Additional retail centers have been constructed throughout the County because of the population increase that has occurred. Larger retail centers are concentrated along Interstate 85 and in Harrisburg. Smaller, grocery anchored centers have been developed and are developing in several locations within Kannapolis, Concord and Harrisburg.

**Aviation.** Since opening in 1994, Concord has developed and operated Concord Regional Airport (now Concord-Padgett Regional Airport) on approximately 750 acres surrounded by I-85, Concord Mills Boulevard, Derita Road, and Poplar Tent Road. The public use commercial service airport is managed by Concord's Aviation Department and operates as a self-sustaining enterprise fund. The airport has a 7,400-foot fully-instrumented and strengthened runway that can accommodate aircraft up to the size of a Boeing 737 or Airbus 320.

Concord Regional Airport's public facilities include a general aviation terminal, 32,000 square-foot commercial service terminal, and 700-space two-level parking facility. The airport also includes a variety of support facilities, hangars, and over twenty-five acres of ramp space for aircraft parking.

According to a 2021 NCDOT Division of Aviation economic impact analysis, Concord-Padgett Regional Airport contributed over \$831 million into the local economy and supported 5,070 jobs in the region. There are currently 119 aircraft based at the airport with a combined taxable value of \$218 million.

The airport is home to many private sector businesses providing aircraft maintenance and detailing, flight schools, aircraft charter services, air ambulance providers and more. The airport is also home to many NASCAR corporate aviation flight departments including Hendrick Motorsports, Stewart-Haas and Joe Gibbs Racing.

Allegiant Air began commercial service at the airport in December 2013. Commercial service is offered to nine destinations including Orlando Sanford International Airport and Louis Armstrong New Orleans International Airport.

Avelo Airlines announced in July of 2024 they have expanded services and will utilize Concord-Padgett Regional Airport. Starting in the Fall of 2024 Avelo Airlines will serve seven nonstop destinations to/from Concord-Padgett Regional Airport to New York, New Hampshire, Connecticut, Florida, and Delaware.

In 2020, 260,000 passengers flew commercial out of Concord-Padgett Regional Airport.

**Tourism and Hospitality.** The County has transformed itself from a textile and tobacco based economy to one of the most thriving tourism economies in the State through its definable motorsports brand. This is due to the large concentration of motorsports attractions, including Charlotte Motor Speedway ("CMS"), as well as NASCAR-based teams such as Hendrick Motorsports, Roush Fenway Keselowski Racing, and Stewart-Haas Racing, which provide race fans and visitors the opportunity to get a behind-the-scenes look at top racing teams. CMS is a major sports and recreation facility that regularly hosts activities that draw over 1,000,000 visitors per year. Each year, CMS hosts major motorsports events, including two major NASCAR racing events. Facilities at CMS include a seven-story office building and conference center topped by a restaurant and private club. The zMAX Dragway hosts several events including two NHRA-sanctioned events on the first four-lane drag strip in the world. The Dirt Track at Charlotte Motor Speedway hosts annual dirt racing events including the World of Outlaws World Finals and motocross races.

Additional very large-scale attractions in the County include Concord Mills Mall and Great Wolf Lodge, which has the largest indoor water park in the Carolinas. The Concord Convention Center is a full service 45,000 square-foot convention center that hosts corporate and association meetings from around the region. The County operates an Arena & Events Center which is home to the annual Cabarrus County Fair, concerts, trade shows, sports/entertainment groups and a variety of other events throughout the year.

The County also offers many additional activities from the Carolina Thread Trail which is a regional walking and biking trail through 15 counties, historical areas like the Reed Gold Mine and Bost Grist Mill, art galleries, breweries, restaurants, and wineries.

### **Long-term financial planning**

As part of the annual budget development process, the county develops a Five-Year Financial Plan - a forecast of revenues and expenditures for a five-year period beginning with the proposed budget for the upcoming fiscal year. The purpose of the Five-Year Financial Plan is to ensure the County can meet commitments, obligations, and anticipated needs in a fiscally sound manner. The basis for the forecast is the then-current fiscal year. Forecasts for subsequent years rely on previous year expenditures and revenues as a starting point. Increases and decreases are itemized.

In addition, the County re-examines and adopts a Capital Improvement Plan (CIP) each year. The CIP is a five-year plan for capital projects that details estimated costs, project descriptions and funding sources. The CIP generally addresses capital projects with a value greater than \$100,000 (and greater than \$500,000 for Cabarrus County Schools) and a useful life longer than one year. The County acknowledges pay-as-you-go financing as a significant capital financing source but recognizes that debt issuance is sometimes the most appropriate financing structure for a capital project. Current and planned debt obligations factor into the County's long term financial planning.

The County has identified economic development, future capital needs of the County, our public schools, and our community college as significant issues to address as we strive to enhance the viability of our county and its resident.

### **Relevant Financial Policies**

In accordance with state statutes, appropriated fund balance in any fund will not exceed the sum of cash and investments minus the sum of liabilities, encumbrances, and deferred revenues arising from cash receipts. The County maintains an undesignated fund balance of 15 percent (15%) to meet cash flow needs, which exceeds the eight percent (8%) recommended by the North Carolina Local Government Commission (LGC).

Board policy permits the use of fund balance to avoid cash-flow interruptions, generate interest income, and assist in maintaining an investment-grade bond rating. The County does not use fund balance for recurring, operational expenses unless required to overcome revenue shortfalls related to significant downturns in the economy. Additional assigned fund balance totaling \$5,000,000 is set aside to sustain operations during unanticipated emergencies and disasters.

Upon the completion of the annual audit of the County finances, any undesignated fund balance above 15% transfers to the Community Investment Fund (CIF) to reduce reliance on debt financing; or to the Self-Funded Hospitalization Fund, the Self-Funded Liability Fund or the Self-Funded Workers' Compensation Fund as required to maintain the integrity of those funds.

If unassigned fund balance at the end of the current fiscal year is less than the approved fund balance level, the County must replenish the deficiency within three fiscal years.

### **Major initiatives**

The county made progress on numerous initiatives over the past year including:

- In June 2024, the County received their third AAA rating. All three rating agencies now rate the County with a triple A rating.
- In 2024 the County opened their IT Offices/Emergency Equipment Warehouse and the County's new Emergency Medical Services Headquarters.

- Inspections department performed 28,017 inspections and issued 7,107 permits in Fiscal Year 2024.
- Emergency Medical Services reduced their average response time to under 8 minutes.
- Cardiac arrest survival rates continued to exceed national standards.
- Cabarrus County Parks and Active Living Centers estimate over \$283,000 worth of volunteer hours in Fiscal Year 2024.
- Cabarrus County in conjunction with the State is working on building a Regional Health Complex in Concord.
- Collected over \$12 million in child support on behalf of children in Cabarrus County.
- Provided over \$29 million in American Rescue Plan Act distributions to 52 non-profits since 2022.
- Cabarrus County has established an Opioid Response Project to assist the community in the opioid epidemic.

### Awards

The county was fortunate to receive the following awards and recognition over the past year:


**Certificate of Excellence in Financial Reporting** - the Government Finance Officers Association of the United States and Canada (GFOA) awarded to the County for its ACFR for the fiscal year ended June 30, 2023. This was the 39th consecutive year the County received this prestigious award.

**Distinguished Budget Presentation Award** - the GFOA awarded to the county for its annual budget document for the fiscal year ended June 30, 2023. This was the 25th year the County received this prestigious award.


### Acknowledgements

In closing, we extend our sincere appreciation to the Finance Department staff and Martin Starnes & Associates, CPA's, P.A. Producing this report would not have been possible without their dedicated assistance. To the Board of Commissioners, thank you for your continued support for maintaining the highest standards of professionalism in the management of the County's finances.

Respectfully submitted,



Michael K. Downs  
County Manager



James M. Howden  
Finance Director







Government Finance Officers Association

Certificate of  
Achievement  
for Excellence  
in Financial  
Reporting

Presented to

**Cabarrus County  
North Carolina**

---

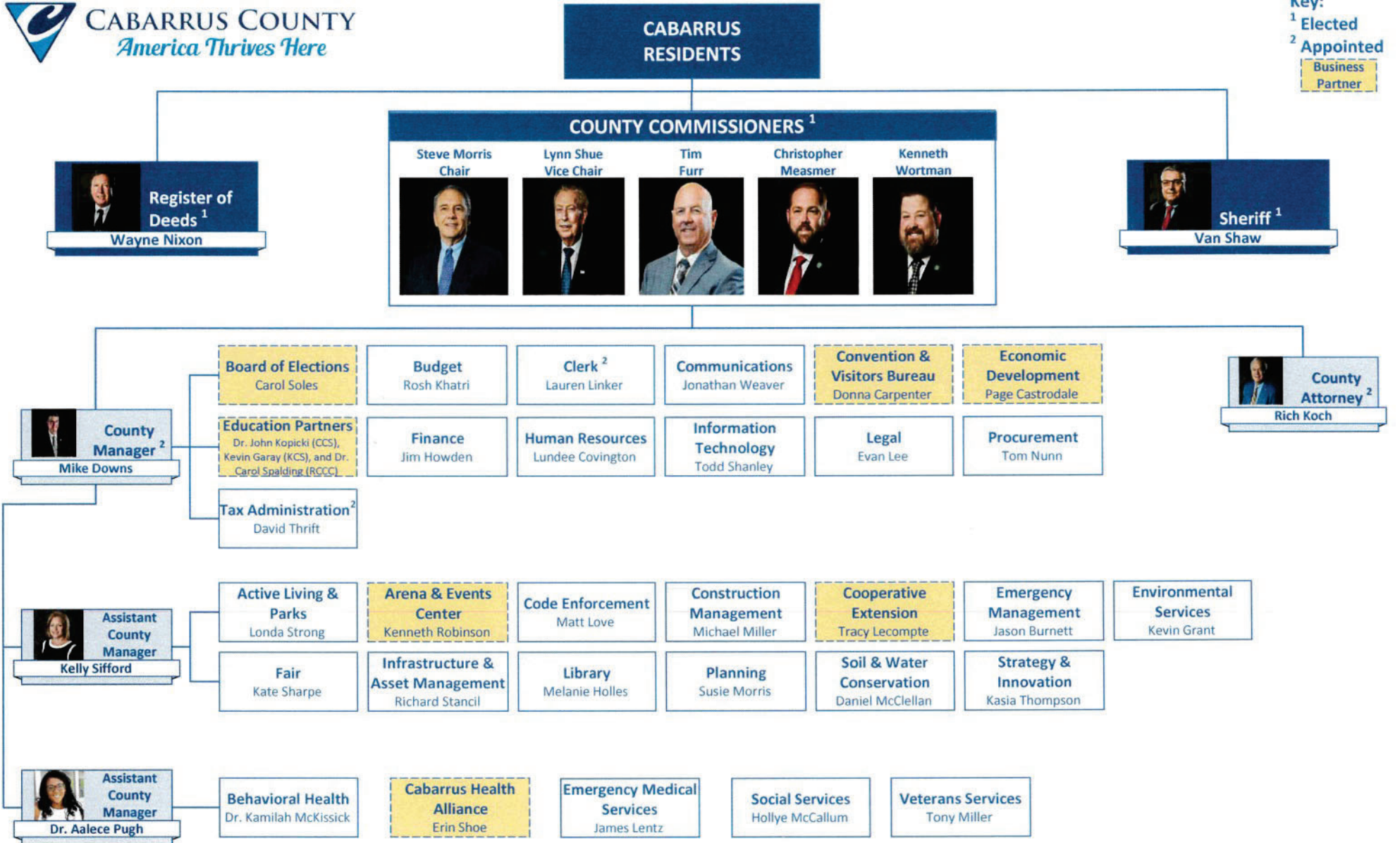
For its Annual Comprehensive  
Financial Report  
For the Fiscal Year Ended

June 30, 2023

*Christopher P. Morrill*

Executive Director/CEO

**Key:**  
<sup>1</sup> Elected  
<sup>2</sup> Appointed  
Business Partner



Effective April 19, 2024

Cabarrus County, North Carolina  
 List of Principal Officials  
 June 30, 2024

---

**Board of County Commissioners**

Chairman ..... Stephen M. Morris  
 Vice-Chair ..... Lynn W. Shue  
 Commissioner ..... Christopher A. Measmer  
 Commissioner ..... Kenneth M. Wortman  
 Commissioner ..... Barbara C. Strang

**Other Elected Officials**

Sheriff ..... Van W. Shaw  
 Register of Deeds ..... M. Wayne Nixon

**County Manager**

..... Michael K. Downs  
 Assistant County Manager ..... Aalece Pugh  
 Assistant County Manager ..... Kelly F. Sifford

**Clerk to the Board**

..... Lauren E. Linker  
**General Counsel** ..... Evan A. Lee

**County Department Directors**

Behavioral Health ..... Kamilah McKissick  
 Budget ..... Rashmikant Khatri  
 Communications and Outreach ..... Jonathan A. Weaver  
 Construction Standards ..... T. Matt Love  
 Cooperative Extension ..... Tracy M. LeCompte  
 Board of Elections ..... Carol L. Soles  
 Emergency Management ..... Jason A. Burnett  
 Emergency Medical Services ..... James W. Lentz  
 Facility Design and Construction ..... Michael A. Miller  
 Fair ..... Kathleen P. Sharpe  
 Finance ..... James M. Howden  
 Human Resources ..... Lundee L. Covington  
 Human Services ..... Hollye McCullum  
 Information Technology Services ..... Todd M. Shanley  
 Infrastructure & Asset Management ..... Richard Stancil  
 Libraries ..... Melanie J. Holles  
 Parks ..... Londa A. Strong  
 Planning ..... Susie Morris  
 Procurement ..... Tom Nunn  
 Soil and Water Conservation ..... Daniel McClellan  
 Strategy & Innovation ..... Kasia Thompson  
 Tax Administration ..... M. David Thrift  
 Veterans' Services ..... Tony R. Miller  
 Waste Reduction and Landfill ..... Kevin P. Grant



# FINANCIAL SECTION

---

---



# MARTIN ♦ STARNES & ASSOCIATES, CPAs, P.A.

*“A Professional Association of Certified Public Accountants and Management Consultants”*

## **Independent Auditor’s Report**

To the Board of Commissioners  
Cabarrus County  
Concord, North Carolina

### **Report on the Audit of the Financial Statements**

#### ***Opinions***

We have audited the financial statements of the governmental activities, the business-type activities, the discretely presented component unit, each major fund, and the aggregate remaining fund information of Cabarrus County, North Carolina, as of and for the year ended June 30, 2024, and the related notes to the financial statements, which collectively comprise Cabarrus County’s basic financial statements as listed in the table of contents.

In our opinion, based on our audit and the report of the other auditors, the accompanying financial statements referred to above present fairly, in all material respects, the respective financial position of the governmental activities, the business-type activities, the discretely presented component unit, each major fund, and the aggregate remaining fund information of Cabarrus County, North Carolina, as of June 30, 2024, and the respective changes in financial position and, where applicable, cash flows thereof and the respective budgetary comparison for the General Fund and the Opioid Settlement Fund for the year then ended in accordance with accounting principles generally accepted in the United States of America.

We did not audit the financial statements of the Public Health Authority of Cabarrus County (Cabarrus Health Alliance) which represents 100% of the assets, net position, and revenues of the discretely presented component units as of June 30, 2024. Those statements were audited by other auditors whose report has been furnished to us, and our opinion, insofar as it relates to the amounts included for the Cabarrus Health Alliance, is based solely on the report of the other auditors.

#### ***Basis for Opinions***

We conducted our audit in accordance with auditing standards generally accepted in the United States of America (GAAS) and the standards applicable to financial audits contained in *Government Auditing Standards*, issued by the Comptroller General of the United States (*Government Auditing Standards*). Our responsibilities under those standards are further described in the Auditor’s Responsibilities for the Audit of the Financial Statements section of our report. We are required to be independent of the County, and to meet our other ethical responsibilities, in accordance with the relevant ethical requirements relating to our audit. We believe that the audit evidence we have obtained is sufficient and appropriate to provide a basis for our audit opinions.

### ***Responsibilities of Management for the Financial Statements***

Management is responsible for the preparation and fair presentation of the financial statements in accordance with accounting principles generally accepted in the United States of America, and for the design, implementation, and maintenance of internal control relevant to the preparation and fair presentation of financial statements that are free from material misstatement, whether due to fraud or error.

In preparing the financial statements, management is required to evaluate whether there are conditions or events, considered in the aggregate, that raise substantial doubt about the County's ability to continue as a going concern for twelve months beyond the financial statement date, including any currently known information that may raise substantial doubt shortly thereafter.

### ***Auditor's Responsibilities for the Audit of the Financial Statements***

Our objectives are to obtain reasonable assurance about whether the financial statements as a whole are free from material misstatement, whether due to fraud or error, and to issue an auditor's report that includes our opinions. Reasonable assurance is a high level of assurance but is not absolute assurance and therefore is not a guarantee that an audit conducted in accordance with GAAS and *Government Auditing Standards* will always detect a material misstatement when it exists. The risk of not detecting a material misstatement resulting from fraud is higher than for one resulting from error, as fraud may involve collusion, forgery, intentional omissions, misrepresentations, or the override of internal control. Misstatements are considered material if there is a substantial likelihood that, individually or in the aggregate, they would influence the judgment made by a reasonable user based on the financial statements.

In performing an audit in accordance with GAAS and *Government Auditing Standards*, we:

- exercise professional judgment and maintain professional skepticism throughout the audit.
- identify and assess the risks of material misstatement of the financial statements, whether due to fraud or error, and design and perform audit procedures responsive to those risks. Such procedures include examining, on a test basis, evidence regarding the amounts and disclosures in the financial statements.
- obtain an understanding of internal control relevant to the audit in order to design audit procedures that are appropriate in the circumstances, but not for the purpose of expressing an opinion on the effectiveness of the County's internal control. Accordingly, no such opinion is expressed.
- evaluate the appropriateness of accounting policies used and the reasonableness of significant accounting estimates made by management, as well as evaluate the overall presentation of the financial statements.
- conclude whether, in our judgment, there are conditions or events, considered in the aggregate, that raise substantial doubt about the County's ability to continue as a going concern for a reasonable period of time.

We are required to communicate with those charged with governance regarding, among other matters, the planned scope and timing of the audit, significant audit findings, and certain internal control-related matters that we identified during the audit.



### ***Required Supplementary Information***

Accounting principles generally accepted in the United States of America require that the Management's Discussion and Analysis, the Law Enforcement Officers' Special Separation Allowance schedules of the Changes in Total Pension Liability and Total Pension Liability as a Percentage of Covered Employee Payroll, the Other Post-Employment Benefits schedules of Changes in the Net OPEB Liability and Related Ratios, the Local Governmental Employees' Retirement System schedules of the County's Proportionate Share of Net Pension Liability and County Contributions, and the Register of Deed's Supplemental Pension Fund schedules of the County's Proportionate Share of the Net Pension Asset and County Contributions to be presented to supplement the basic financial statements. Such information is the responsibility of management and, although not a part of the basic financial statements, is required by the Governmental Accounting Standards Board who considers it to be an essential part of financial reporting for placing the basic financial statements in an appropriate operational, economic, or historical context. We and the other auditors have applied certain limited procedures to the required supplementary information in accordance with auditing standards generally accepted in the United States of America, which consisted of inquiries of management about the methods of preparing the information and comparing the information for consistency with management's responses to our inquiries, the basic financial statements, and other knowledge we obtained during our audit of the basic financial statements. We do not express an opinion or provide any assurance on the information because the limited procedures do not provide us with sufficient evidence to express an opinion or provide any assurance.

### ***Supplementary Information***

Our audit was conducted for the purpose of forming opinions on the financial statements that collectively comprise Cabarrus County's basic financial statements. The combining and individual fund financial statements, budgetary schedules, other schedules, and the Schedule of Expenditures of Federal and State Awards, as required by Title 2 U.S. *Code of Federal Regulations Part 200, Uniform Administrative Requirements, Cost Principles, and Audit Requirements for Federal Awards* and the State Single Audit Implementation Act, are presented for purposes of additional analysis and are not a required part of the basic financial statements. Such information is the responsibility of management and was derived from and relates directly to the underlying accounting and other records used to prepare the basic financial statements. The information has been subjected to the auditing procedures applied in the audit of the basic financial statements and certain additional procedures, including comparing and reconciling such information directly to the underlying accounting and other records used to prepare the basic financial statements or to the basic financial statements themselves, and other additional procedures in accordance with auditing standards generally accepted in the United States of America by us and the other auditors. In our opinion, based on our audit and the report of the other auditors, the combining and individual fund financial statements, budgetary schedules, other schedules, and the Schedule of Expenditures of Federal and State Awards are fairly stated, in all material respects, in relation to the basic financial statements as a whole.

### ***Other Information***

Management is responsible for the other information included in the annual report. The other information comprises the introductory and statistical sections but does not include the basic financial statements and our auditor's report thereon. Our opinions on the basic financial statements do not cover the other information, and we do not express an opinion or any form of assurance thereon.

In connection with our audit of the basic financial statements, our responsibility is to read the other information and consider whether a material inconsistency exists between the other information and the basic financial statements, or the other information otherwise appears to be materially misstated. If, based on the work performed, we conclude that an uncorrected material misstatement of the other information exists, we are required to describe it in our report.

**Other Reporting Required by *Government Auditing Standards***

In accordance with *Government Auditing Standards*, we have also issued our report dated February 14, 2025 on our consideration of Cabarrus County’s internal control over financial reporting and on our tests of its compliance with certain provisions of laws, regulations, contracts and grant agreements, and other matters. The purpose of that report is solely to describe the scope of our testing of internal control over financial reporting and compliance, and the results of that testing, and not to provide an opinion on the effectiveness of Cabarrus County’s internal control over financial reporting or on compliance. That report is an integral part of an audit performed in accordance with *Government Auditing Standards* in considering Cabarrus County’s internal control over financial reporting and compliance.

*Martin Starnes & Associates, CPAs, P.A.*

Martin Starnes & Associates, CPAs, P.A.  
Hickory, North Carolina  
February 14, 2025

# MANAGEMENT'S DISCUSSION AND ANALYSIS

---

---



## Cabarrus County Management's Discussion and Analysis

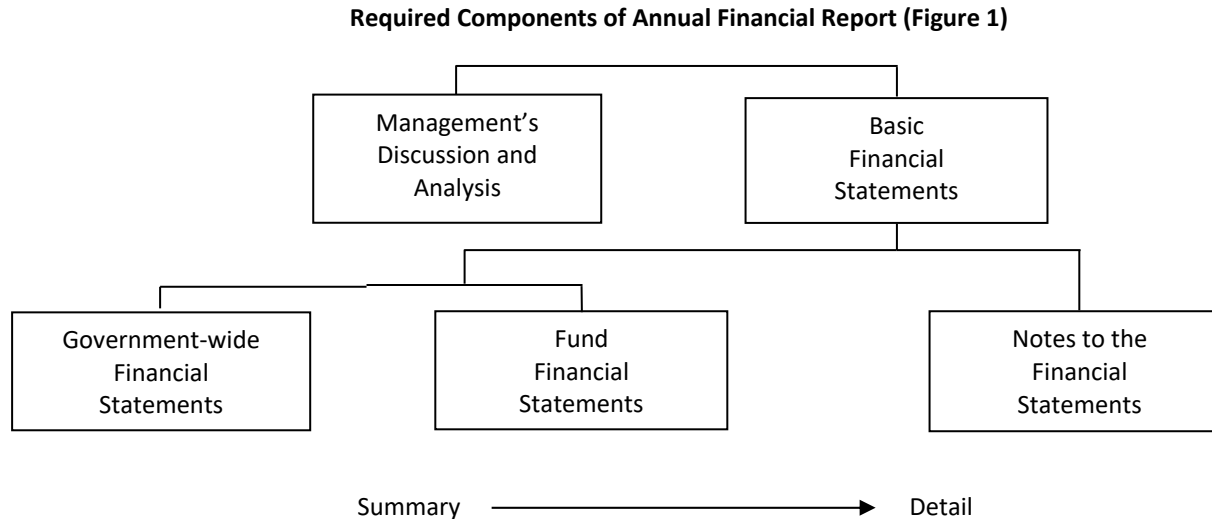
As management of Cabarrus County, we offer readers of Cabarrus County's financial statements this narrative overview and analysis of the financial activities of Cabarrus County for the fiscal year ended June 30, 2024. We encourage readers to read the information presented here in conjunction with additional information that we have furnished in the County's financial statements, which follow this narrative.

### Financial Highlights

- On the government-wide Statement of Net Position, the assets, and deferred outflows of resources of the County exceeded its liabilities, and deferred inflows of resources at the close of the fiscal year 2024 by \$187 million (*net position*). The County's net position is impacted considerably by the debt the County has issued on behalf of the School Systems and Community College to fund school capital outlay. Under North Carolina law, the County is responsible for providing capital funding for schools. The County has chosen to meet its legal obligation by issuing general obligation and installment purchase debt. The County funds the capital assets; however, the Schools Systems and Community College utilize them. Since the County, as the issuing government acquires no capital assets, the County has incurred a liability without a corresponding increase in assets. At the end of the fiscal year, the outstanding balance of school-related debt was \$262.9 million.
- The County's total net position increased by \$64.5 million, due to an increase in governmental activities of \$62.64 million and an increase in business-type activities of \$1.85 million (Exhibit 2).
- As of the close of the 2024 fiscal year, the County's governmental funds reported combined ending fund balances of \$286.6 million after a net increase in fund balance of \$45.9 million. Approximately 52.2% of this total amount or \$149.5 million is restricted or non-spendable.
- At the end of the 2024 fiscal year, unassigned fund balance for the General Fund was \$83 million, or 22.3%, of total General Fund expenditures and transfers out for the fiscal year.
- Cabarrus County's total debt increased by \$49.5 million, or 9.2%, during the current fiscal year. Due to normal debt service payments, COPS and LOBS debt decreased by \$7.5 million, General Obligation Bond debt decreased by \$7.4 million, and installment financing decreased by \$.2 million. A draw direct borrowing finance agreement was established in fiscal year 2022, the current liability is \$160.0 million, an increase of \$84.8 million.
- For the first time in history, Cabarrus County earned the distinction of AAA ratings by Fitch Ratings, Moody's Investors Service and S&P Global ratings. The ratings reflect sound operating performance, revenue growth, strong economic development, and maintenance of healthy reserves.

## Overview of the Financial Statements

This discussion and analysis is intended to serve as an introduction to Cabarrus County's basic financial statements. The County's basic financial statements consist of three components; 1) government-wide financial statements, 2) fund financial statements, and 3) notes to the financial statements (see Figure 1). The basic financial statements present two different views of the County through the use of government-wide statements and fund financial statements. In addition to the basic financial statements, this report contains other supplemental information that is designed to enhance the reader's understanding of the financial condition of Cabarrus County.



### Basic Financial Statements

The first two statements (Exhibits 1 and 2) in the basic financial statements are the **Government-wide Financial Statements**. They provide both short and long-term information about the County's financial status.

The next statements (Exhibits 3 through 11) are **Fund Financial Statements**. These statements focus on the activities of the individual parts of the County's government. These statements provide more detail than the government-wide statements. There are four parts to the Fund Financial Statements: 1) the governmental funds statements; 2) the budgetary comparison statements; 3) the proprietary fund statements; and 4) the fiduciary fund statements.

The next section of the basic financial statements is the **notes**. The notes to the financial statements explain in detail some of the data contained in those statements. After the notes, **supplemental information** is provided to show details about the County's General Fund, non-major governmental funds, and internal service funds, all of which are added together in one column on the basic financial statements. Budgetary information required by the General Statutes also can be found in this part of the statements.

Following the notes is the required supplemental information. This section contains funding information about the County's pension plans and other post-employment benefits.

## Government-Wide Financial Statements

The government-wide financial statements are designed to provide the reader with a broad overview of the County's finances, similar in format to a financial statement of a private-sector business. The government-wide statements provide short and long-term information about the County's financial status as a whole.

The two government-wide statements report the County's net position and how it has changed. Net position is the difference between the County's total assets and deferred outflows of resources and total liabilities and deferred inflows of resources. Measuring net position is one way to gauge the County's financial condition.

The government-wide statements are divided into three categories: 1) governmental activities; 2) business-type activities; and 3) component units. The governmental activities include most of the County's basic services such as public safety, parks and recreation, and general administration. Property taxes and state and federal grant funds finance most of these activities. The business-type activities are those that the County charges customers to provide. The only business-type activity fund is the landfill operations. The only component unit the County has is the Cabarrus Health Alliance. Cabarrus Health Alliance was incorporated under the Hospital Authority Act to provide public health care to the citizens and residents of the County. The Chairperson of the Board of Commissioners for Cabarrus County appoints the members of the Board of the Health Alliance.

The government-wide financial statements are on Exhibits 1 and 2 of this report.

## Fund Financial Statements

The fund financial statements provide a more detailed look at the County's most significant activities. A fund is a grouping of related accounts that is used to maintain control over resources that have been segregated for specific activities or objectives. Cabarrus County, like all other governmental entities in North Carolina, uses fund accounting to ensure and reflect compliance (or non-compliance) with finance-related legal requirements, such as the NC General Statutes or the County's Budget Ordinance. All of the funds of Cabarrus County can be divided into three categories: governmental funds, proprietary funds, and fiduciary funds.

**Governmental Funds** – Governmental funds are used to account for those functions reported as governmental activities in the government-wide financial statements. Most of the County's basic services are accounted for in governmental funds. These funds focus on how assets can readily be converted into cash flow, and what monies are left at year-end that will be available for spending in the next year. Governmental funds are reported using an accounting method called *modified accrual accounting* which provides a current financial resource focus. As a result, the governmental fund financial statements give the reader a detailed short-term view that helps him or her determine if there are more or less financial resources available to finance the County's programs. The relationship between government activities (reported in the Statement of Net Position and the Statement of Activities) and governmental funds is described in a reconciliation that is a part of the fund financial statements.

Cabarrus County adopts an annual budget for its General Fund, as required by the NC General Statutes. The budget is a legally adopted document that incorporates input from the citizens of the County, the management of the County, and the decisions of the Board about which services to provide and how to pay for them. It also authorizes the County to obtain funds from identified sources to finance these current period activities. The budgetary statement provided for the General Fund demonstrates how well the County complied with the Budget Ordinance and whether or not the County succeeded in providing the services as planned when the budget was adopted. The budgetary comparison statement uses the budgetary basis of accounting and is presented using the same format, language, and classifications as the legal budget document. The statement shows four columns: 1) the original budget as adopted by the Board; 2) the final budget as amended by the Board; 3) the actual resources, charges to appropriations, and ending balances in the General Fund; and 4) the difference or variance between the final budget and the actual resources and charges.

**Proprietary Funds** – Cabarrus County has two kinds of proprietary funds. *Enterprise Funds* are used to report the same functions presented as business-type activities in the government-wide financial statements. Cabarrus County uses an enterprise fund to account for landfill operations. This fund is the same as those functions shown in the business-type activities in the Statement of Net Position and the Statement of Activities. *Internal Service Funds* are used to account for operations that provide services to other departments on a cost-reimbursement basis. Cabarrus County uses an internal service fund to account for self-insured hospitalization/dental and workers’ compensation/property liability activities.

**Fiduciary Funds** – Fiduciary funds are used to account for resources held for the benefit of parties outside the government. Cabarrus County has three fiduciary funds. Two are custodial funds and one Pension Trust Fund.

**Notes to the Financial Statements** – The notes to the financial statements explain in detail some of the data contained in those statements. After the notes, supplemental information is provided to show details about the County’s non-major governmental funds and internal service funds, all of which are added together in one column on the basic financial statements. Budgetary information required by the General Statutes also can be found in this part of the statement.

Following the notes is the required supplemental information. This section contains funding information about the County’s pension plans and other post-employment benefits.

### **Government-Wide Financial Analysis**

As noted earlier, net position may serve over time as one useful indicator of a government’s financial condition. The County’s assets and deferred outflows of resources exceeded its liabilities, and deferred inflows of resources by \$187 million as of June 30, 2024. The County’s net position increased by \$64.5 million in the same period. Net position is reported in three categories: net investment in capital assets, restricted and unrestricted.

One of the largest portions of net position reflects its Net Investment in Capital Assets (e.g., land, buildings, vehicles, equipment, and other machinery used in providing services to residents). These assets are not available for future spending. Although the County’s investment in its capital assets is reported net of the outstanding related debt, the resources needed to repay that debt must be provided by other sources, since the capital assets cannot be used to liquidate these liabilities. The amount reported as net investment in capital assets increased from \$185.9 million in the prior year to \$186.2 million on June 30, 2024. The increase is mainly attributable to an increase in new assets associated with phase I, II, and III of the courthouse, new Emergency Management Headquarters, and new Information Technology Center all completed in fiscal year 2024.

The second reported category of net position is restricted net position. This category represents resources that are subject to specific external legal restrictions that limit the County’s ability to access and use these funds beyond the purpose for which they were provided. Restricted net position totaled \$149 million on June 30, 2024, a \$3.2 million increase from prior year. This increase is primarily due to an increase in the stabilization by state statute which represents the County’s receivables and outstanding encumbrances. The County’s Capital Project fund included \$76.8 million in encumbrances for two new libraries, completion of the courthouse, purchase of a new department of human services building and other county projects that the County will fund.

The third category of the County’s net position is reported as unrestricted. The balance is to be used to meet the government’s ongoing obligation to citizens and creditors. At June 30, 2024, the County reported an unrestricted net position deficit of \$152.6 million. This amount is impacted by the portion of the County’s outstanding debt incurred for the Cabarrus County and Kannapolis City School Systems and Rowan-Cabarrus Community College. Even though the debt was issued to finance school capital outlay, the Governmental Accounting Standards Board has determined that it is not capital debt of the County since it does not finance assets that are owned by the County. At June 30, 2024, \$230.9 million of the outstanding debt on the County’s financial statements was related to assets included on the Schools



Systems' and community college's financial statements. If this debt was not reported as a reduction of net position, the balance of unrestricted net position would be a surplus of \$90.1 million.

Net position does not present the County's position regarding spending, this amount is presented in the governmental fund's statements.

**Cabarrus County's Net Position**

**Figure 2**

	Governmental Activities		Business-type Activities		Total	
	2024	2023	2024	2023	2024	2023
Current and other assets	\$ 391,645,689	\$ 358,891,579	\$ 8,803,893	\$ 7,932,707	\$ 400,449,582	\$ 366,824,286
Capital assets	415,319,558	347,250,141	3,110,143	2,252,676	418,429,701	349,502,817
Total assets	<u>806,965,247</u>	<u>706,141,720</u>	<u>11,914,036</u>	<u>10,185,383</u>	<u>818,879,283</u>	<u>716,327,103</u>
Deferred outflows of resources	49,223,876	49,928,492	148,642	143,986	49,372,518	50,072,478
Long-term liabilities outstanding	581,517,228	531,937,064	4,308,936	4,438,306	585,826,164	536,375,370
Other liabilities	<u>74,344,774</u>	<u>87,676,872</u>	<u>160,253</u>	<u>155,874</u>	<u>74,505,027</u>	<u>87,832,746</u>
Total liabilities	<u>655,862,002</u>	<u>619,613,936</u>	<u>4,469,189</u>	<u>4,594,180</u>	<u>660,331,191</u>	<u>624,208,116</u>
Deferred inflows of resources	<u>20,856,879</u>	<u>19,628,768</u>	<u>67,601</u>	<u>62,600</u>	<u>20,924,480</u>	<u>19,691,368</u>
Net Position						
Net investment in capital assets	183,053,027	183,698,605	3,110,143	2,252,676	186,163,170	185,951,281
Restricted	149,023,503	145,776,324	-	-	149,023,503	145,776,324
Unrestricted	<u>(152,606,288)</u>	<u>(212,647,422)</u>	<u>4,415,745</u>	<u>3,419,913</u>	<u>(148,190,543)</u>	<u>(209,227,509)</u>
Total net position	<u>\$ 179,470,242</u>	<u>\$ 116,827,507</u>	<u>\$ 7,525,888</u>	<u>\$ 5,672,589</u>	<u>\$ 186,996,130</u>	<u>\$ 122,500,096</u>

Several particular aspects of the County's financial operations positively influenced the total unrestricted governmental net position:

- Continued diligence in the collection of property taxes by maintaining a collection percentage above 99.0 percent
- Continued low cost of debt due to the County's high bond rating (Triple A from all three rating agencies) and the prevailing interest rate environment.
- Management's proactive stance on monitoring spending across County departments to ensure compliance with the budget.
- Conservative spending practices which resulted in lower expenditures.
- The main area of under budget expenses were in the area of County salary and fringe which were \$6.1 million under budget, due to unfilled positions and turnover.

**Cabarrus County's Changes in Net Position**

**Figure 3**

	Governmental		Business-type		Total	
	Activities		Activities			
	2024	2023	2024	2023	2024	2023
Revenues:						
Program Revenues:						
Charges for services	\$ 31,607,919	\$ 27,578,799	\$ 1,331,609	\$ 1,025,067	\$ 32,939,528	\$ 28,603,866
Operating grants and contributions	57,490,120	64,667,845	-	-	57,490,120	64,667,845
Capital grants and contributions	4,638,189	2,895,148	-	-	4,638,189	2,895,148
General revenues:						
Property taxes	247,980,521	238,498,719	-	-	247,980,521	238,498,719
Local option sales tax	78,840,133	78,357,960	-	-	78,840,133	78,357,960
ABC revenues	251,567	242,721	-	-	251,567	242,721
Other taxes and licenses	1,489,009	1,410,618	672,412	607,752	2,161,421	2,018,370
Investment earnings	18,674,663	9,817,567	341,223	169,253	19,015,886	9,986,820
Miscellaneous	1,413,186	3,520,931	5,118	6,230	1,418,304	3,527,161
Total revenues	<u>442,385,307</u>	<u>426,990,308</u>	<u>2,350,362</u>	<u>1,808,302</u>	<u>444,735,669</u>	<u>428,798,610</u>
Expenses:						
General government	42,508,821	38,650,194	-	-	42,508,821	38,650,194
Public safety	88,195,570	82,186,124	-	-	88,195,570	82,186,124
Economic and physical development	10,414,324	4,977,516	-	-	10,414,324	4,977,516
Environmental protection	47,747	121,645	-	-	47,747	121,645
Human services	63,929,878	64,264,463	-	-	63,929,878	64,264,463
Education	146,234,198	140,498,917	-	-	146,234,198	140,498,917
Cultural and recreation	11,096,890	10,308,138	-	-	11,096,890	10,308,138
Interest on long-term debt	15,761,744	16,448,929	-	-	15,761,744	16,448,929
Landfill	-	-	2,050,463	2,370,143	2,050,463	2,370,143
Total expenses	<u>378,189,172</u>	<u>357,455,926</u>	<u>2,050,463</u>	<u>2,370,143</u>	<u>380,239,635</u>	<u>359,826,069</u>
Increase (decrease) in net position						
before transfers	64,196,135	69,534,382	299,899	(561,841)	64,496,034	68,972,541
Transfers	(1,553,400)	(621,872)	1,553,400	621,872	-	-
Increase (decrease) in net position	<u>62,642,735</u>	<u>68,912,510</u>	<u>1,853,299</u>	<u>60,031</u>	<u>64,496,034</u>	<u>68,972,541</u>
Net position, beginning	<u>116,827,507</u>	<u>47,914,997</u>	<u>5,672,589</u>	<u>5,612,558</u>	<u>122,500,096</u>	<u>53,527,555</u>
Net position ending	<u>\$ 179,470,242</u>	<u>\$ 116,827,507</u>	<u>\$ 7,525,888</u>	<u>\$ 5,672,589</u>	<u>\$ 186,996,130</u>	<u>\$ 122,500,096</u>

## Governmental Activities

For the fiscal year ended June 30, 2024, governmental activities increased the County's net position by \$62.64 million, and business-type activities increased net position by \$1.85 million. As indicated on the previous page, the majority of the County's expenses were related to education (\$146.2 million, 38.7 percent), public safety (\$88.2 million, 23.3 percent) and human services (\$63.9 million, 16.9 percent).

Changes in the County's governmental activities net position is driving by the following:

- Overall revenues increased by \$15.2 million.
  - Investment earnings increase of \$8.9 million. This increase is driven by an increase in interest rates (from less than 1% to over 5%) and an increase in funds invested by the County throughout the year.
  - Ad valorem taxes revenue exceeded last year by \$9.5 million (4.0 percent). The increase is related to the increase in property valuations of \$1.2 billion. Collection percentage is 99.4%.
- Overall expenses increased by \$20.5 million.
  - Increases in public safety of \$6.0 million related to a salary study.
  - Increase in education of \$5.7 million due to increase in current expenses and supplement teachers' pay.

## Business-type Activities

The County's business-type activity, the Landfill, experienced a 32.7 percent increase in net position. Tipping fees increased in fiscal year 2024 by \$306,542, nonoperating revenues increased by \$235,518 and transfers in increased by \$931,528. Operating expenses decreased by \$319,680 related to the adjustment to the Landfill's post closure liability account. Exhibit 7 provides a more detailed breakdown of revenue and expenses.

## Financial Analysis of the County's Funds

As noted earlier, Cabarrus County uses fund accounting to ensure and demonstrate compliance with finance-related legal requirements. The County's major funds, as defined by GAAP for the fiscal year ended June 30, 2024, were the *General Fund*, the *County Capital Project Fund*, the *Cares Act Relief Fund*, and the *OPIOID Settlement Fund*.

**Governmental Funds.** The focus of Cabarrus County's governmental funds is to provide information on near-term inflows, outflows, and balances of usable resources. Such information is useful in assessing Cabarrus County's financing requirements. Specifically, fund balance available for appropriation can be a useful measure of a government's net resources available for spending at the end of the fiscal year.

The General Fund is the chief operating fund of Cabarrus County. The County's total fund balance was \$235.9 million of which \$199.5 million was available for commitments, assignments, and appropriations. The governing body of Cabarrus County has determined that the County should maintain an available fund balance of 15% of General Fund expenditures in case of unforeseen needs or opportunities and to meet the cash flow needs of the County.

The County currently has an available fund balance of 53.7% of General Fund expenditures, while total fund balance represents 63.5% of that same amount. Of the \$199.5 million available fund balance, the County has restricted \$53.7 million (22.7%), committed \$89.6 million (38.0%) and assigned \$8.8 million (3.6%) for specific projects and obligations. Following the fund balance policy, \$59.3 million (25.1%) of the available fund balance has been set aside for working capital. This leaves \$24 million (10.3%) of fund balance remaining for appropriation, commitment, or assignment.

General Fund balance at June 30, 2024 increased \$36.9 million from the prior year. This net increase was primarily due to four factors:

- Ad valorem taxes revenue exceeded last year by \$8.8 million (3.8 percent). The increase is related to the increase in property valuations of \$1.2 billion. Collection percentage is 99.4%.
- Investment earnings increase of \$7.9 million. This increase is driven by an increase in interest rates (from less than 1% to over 5%) and an increase in funds invested by the County throughout the year.
- Intergovernmental revenue increase of \$7.9 million related to two State grants totaling \$6,000,000; a \$5.0 million SCIF grant and a \$1.0 million SUN grant.
- Operational efficiencies resulted in 8.0 percent of unspent budgeted expenditures (excluding transfers) for the year. Mainly from payroll expenses due to lapse salaries.

**Major and Non-Major Funds.** The *County Capital Projects Fund* (Major Fund) was created in FY 2020 for the account tracking of County capital improvement projects. A Limited Obligation Bond draw program was established in February 2020 to finance a portion of the projects. The current draw program, LOBS 2022B had actual draws in fiscal year 2024 of \$54.6 million. Some of the major projects that were under construction are the Courthouse, Frank Liske Park Barn, EMS Headquarters, and Library/Senior Center. *General Fund*, the *Community Investment Fund* and State Capital Infrastructure (SCIF) Grants funds are also being used to fund the projects. During fiscal year 2024 \$53.1 million was spent towards the construction of these projects.

The *Cares Act Relief Fund* (Major Fund) was created in FY 2020 to record the funding received from the federal government to cover COVID-19 expenditures for the public health emergency. \$6.9 million was recognized as revenue and expended during the fiscal year ending June 30, 2024.

The *School Capital Projects Fund* (Non-Major Fund) was created in FY2020 for the account tracking of School capital improvement projects. A Limited Obligation Bond draw program was established in February 2020 to finance a portion of the projects. Actual draws for fiscal year 2024 was \$30.2 million. Some of the major projects under construction are a new Middle School, new Elementary School, and land for a future High School. *General Fund*, and the *Community Investment Fund (Major-Fund)* funding are also being used to fund the projects. During fiscal year 2024 \$27.6 million was spent towards the construction of these projects.

**General Fund Budgetary Highlights:** During the fiscal year, the County revised the budget on several occasions. Generally, budget amendments fall into one of three categories: 1) amendments made to adjust budgetary estimates; 2) amendments made to recognize new funding amounts from external sources, such as Federal and State grants; and 3) increases in appropriations that become necessary to maintain services. Total amendments to the General Fund's budget amounted to an increase of \$61.8 Million. Most of this increase is related to transfers out to fund various County and School Capital Projects.

At year-end, *actual* General Fund revenues and transfers in exceeded the *final amended budget* numbers by 18.9 million (5.34%). Actual General Fund expenditures and transfers out were less than *final budgetary* figures by \$30.9 million (7.7%).

**Proprietary Funds.** Cabarrus County's proprietary funds provide the same type of information found in the government-wide statements but in more detail. The Landfill Fund is the County's sole Enterprise fund. The Net position of the Landfill Fund increased by \$1.9 million during the fiscal year ended June 30, 2024.

**Capital Asset and Debt Administration**

**Capital assets.** Cabarrus County’s investment in capital assets for its governmental and business–type activities as of June 30, 2024, totals \$418.4 million (net of accumulated depreciation). These assets include buildings, building improvements, land, land improvements, reservoir, equipment, furniture and fixtures, vehicles, and construction in progress.

Major capital asset transactions during the year include:

- Purchased a total of 89 vehicles. Four for Animal Control, two for Active Living & Parks, five for Building Maintenance, one for the County Managers Office, one for Construction Standards, eleven for Emergency Medical Services, one for Emergency Services, five for the Arena, one for Fleet Maintenance, one for Fire Services, two for Ground Maintenance, five for Department of Human Services, two for Infrastructure and Asset Management, forty two for Sheriff’s Department, one for Library, and five for Transportation.
- One land purchase – Two parcels on Robinson Church Road totaling 24.88 acres.
- The EMS Headquarters, IT and Operations Center, Frank Liske Barn, and the West Cabarrus Highschool Turf Fields were all completed in Fiscal Year 2024. There was \$37.1 million added to capital assets during Fiscal Year 2024. \$29.1 million was added to Building Improvements, \$2.5 million was added to Land Improvements, and \$5.5 million added to Buildings.
- Various Construction Projects in progress at the end of the year include Court House Phase II, Public Safety Training Center, Mount Pleasant Library, Animal Shelter, Frank Liske Park Softball facilities, Frank Liske Park Pickleball and Tennis Facilities, Frank Liske Park Stormwater project, Afton Ridge Library and Senior Center, Fire Services Building, Government Center Bathroom Renovations, the Health Science Center, and Vietnam Veterans Park Boardwalk and Playground project.

**Cabarrus County’s Capital Assets  
(net of accumulated depreciation)**

**Figure 4**

	Governmental Activities		Business-type Activities		Total	
	2024	2023	2024	2023	2024	2023
Land	\$ 30,337,789	\$ 27,884,216	\$ 490,447	\$ 490,447	\$ 30,828,236	\$ 28,374,663
Land improvements	6,503,678	4,523,380	784,969	884,748	7,288,647	5,408,128
Buildings	222,982,707	222,438,692	691,437	722,851	223,674,144	223,161,543
Building improvements	44,125,008	15,844,438	-	-	44,125,008	15,844,438
Equipment	3,277,718	2,944,499	1,049,299	42,204	4,327,017	2,986,703
Furniture and fixtures	338,231	399,071	-	-	338,231	399,071
Vehicles	9,854,468	7,160,431	93,991	112,426	9,948,459	7,272,857
Reservoir	21,134,295	21,156,061	-	-	21,134,295	21,156,061
Construction in progress	72,431,956	40,439,886	-	-	72,431,956	40,439,886
Right to use assets	4,333,708	4,459,467	-	-	4,333,708	4,459,467
<b>Total</b>	<b>\$ 415,319,558</b>	<b>\$ 347,250,141</b>	<b>\$ 3,110,143</b>	<b>\$ 2,252,676</b>	<b>\$ 418,429,701</b>	<b>\$ 349,502,817</b>

Additional information on the County’s capital assets can be found in Note 2 section A (6) of the Basic Financial Statements.

**Long-term Debt.** As of June 30, 2024, Cabarrus County had total debt outstanding of \$585,826,164 which includes General Obligation Bonds that are backed by the full faith and credit of the County and other debt that is covered by pledged collateral and is subject to appropriation. Additional information on the County’s long-term debt can be found in Note 2 section B (7) (a, b, c, d(1)(2), e, f, g) of the Basic Financial Statements.

**Cabarrus County’s Outstanding Debt**  
**All Debt Funding Sources**  
**Figure 5**

	<b>Governmental</b>		<b>Business-Type</b>		<b>Total</b>	
	<b>Activities</b>		<b>Activities</b>			
	<b>2024</b>	<b>2023</b>	<b>2024</b>	<b>2023</b>	<b>2024</b>	<b>2023</b>
General obligation bonds	\$ 14,741,041	\$ 22,122,541	\$ -	\$ -	\$ 14,741,041	\$ 22,122,541
Certificates of participation/ Limited obligation bonds	452,543,377	399,840,531	-	-	452,543,377	399,840,531
Capital lease obligations	3,263,775	3,757,265	-	-	3,263,775	3,757,265
Installment financing	1,132,525	817,627	-	-	1,132,525	817,627
IT Subscriptions	2,006,991	2,225,806	-	-	2,006,991	2,225,806
Accrued landfill closure and postclosure care costs	-	-	3,963,898	4,101,973	3,963,898	4,101,973
Compensated absences	7,046,379	6,338,831	12,217	13,665	7,058,596	6,352,496
Net pension liability (LGERs)	56,111,938	48,833,784	214,039	186,276	56,325,977	49,020,060
Net pension liability (LEOSSA)	13,531,599	12,244,359	-	-	13,531,599	12,244,359
Total OPEB Liability	31,139,603	35,756,320	118,782	136,392	31,258,385	35,892,712
<b>Total</b>	<b>\$ 581,517,228</b>	<b>\$ 531,937,064</b>	<b>\$ 4,308,936</b>	<b>\$ 4,438,306</b>	<b>\$ 585,826,164</b>	<b>\$ 536,375,370</b>

Cabarrus County’s total long-term obligations increased by \$49,450,794 (9.2%) during the past fiscal year. During FY 2024, general obligation bonds decreased \$7,381,500 (33.3%) due to annual principal payments. Limited obligation bonds and the draw program increased \$52,702,846 (13.1%). There was an overall increase in net in pension and OPEB liability of \$3,958,830 (2.1%).

As mentioned in the financial highlights section of this document, Cabarrus County was upgraded to AAA from AA+ from Standard and Poor’s. The County is now rated triple A by all three rating agencies. These bond ratings are a clear indication of the sound financial condition of Cabarrus County.

The State of North Carolina limits the amount of general obligation debt that a unit of government can issue to eight percent of the total assessed value of taxable property located within that government’s boundaries. The legal debt margin for Cabarrus County is \$2,124,995,220 as of June 30, 2024. Additional information regarding Cabarrus County’s long-term obligations can be found in the Notes to the Financial Statements, Note 2 section B (7) (g).

## **Economic Factors and Next Year's Budgets and Rates**

Cabarrus County is a part of the Charlotte Metropolitan Statistical Area (MSA), which continues to experience economic growth.

The following key indicators reflect the economic condition of the County:

- Unemployment for the County was 3.3% for June 2024, compared to 3.4% at June 2023. Comparable rates for the State of North Carolina were 3.5% and 3.3% respectively. The unemployment rate decrease can be attributable to continuous recovery from a COVID-19 pandemic lockdowns, the American Rescue Plan that supported small businesses and continuous new jobs coming into the County driven by new companies such as Lilly, Red Bull, Ball and Rauch opening new facilities in the County.
- The County is the third highest in the State for population growth from 2010 to 2020 – 27%.
- A large diverse tax base with only 6.6% of assessed value attributed to the top ten taxpayers in the County.
- Two largest municipalities of Concord and Kannapolis are both under downtown revitalization projects bring housing and commerce to the downtown area.

These factors, as well as others, were considered when management prepared the County's budget ordinances for the 2025 fiscal year.

## **Budget Highlights for the Upcoming Fiscal Year Ending June 30, 2025**

**Governmental Activities:** The FY 2025 budget reduced the property tax rate of 57.6 cents per \$100 of assessed valuation for a total budget of \$509,897,480, which is an increase of 12.9% over the FY 2024 adopted budget. There were two primary revenue sources for the county, property taxes and sales taxes. Property taxes are expected to see a growth of approximately 19.0% driven by 2024 revaluation process with property values increasing by an average of 46%. For sales tax revenues a growth of 1.6%.

The County directed new funding toward the following:

### **Personnel: The Most Important Commodity**

To ensure we provide competitive compensation compared to other jurisdictions and the private industry, the FY25 budget increases overall personnel expenditures by 19.2%. These adjustments are a result of the County Commissioners focus on employees and retention by utilizing recently completed market studies that compared our pay rates to comparable cities and counties throughout North Carolina. In addition, the budget also includes funds for a 1% cost-of-living adjustment for all employees and merit pay increases of up to 4% based on their individual performance. An increase in healthcare spending of 6.5% and retirement contributions of 30.3% are also included in the budget. Competitive pay enables us to attract and retain high-quality employees to allow us to serve the community better.

The budget funds an additional 25 positions in sheriff's office, emergency medical services, infrastructure and asset management, department of social services, active living center, and the library to address the county's rapid growth and increased workloads across County departments strengthening essential County services.

Additional funding of \$1,046,501 for the Cabarrus Health Alliance will allow for inflationary and merit increases, nurses for the school nurse program and additional funding to allow CHA to provide a behavioral health program for the jail.

## **Education: Key to a Thriving Community**

We cannot overstate the importance of making strategic investments in our education partners: Cabarrus County Schools (CCS), Kannapolis City Schools (KCS) and Rowan-Cabarrus Community College (Rowan-Cabarrus).

As always, part of the investment helps attract and retain top educators.

The FY25 budget includes for Cabarrus County Schools (CCS) funding increase of \$8,537,088 to cover rising costs of locally paid staff, facilities and grounds maintenance, and technology expenses. In addition to the day-to-day operations, the CCS budget includes additional funding salary study for classified employees and increase in local teacher supplement pay. The CCS budget totals \$99.3 million, an increase of 10.8%. This budget also includes a 11.6% increase to Kannapolis City Schools (KCS). The KCS budget totals \$11.2 million.

The County is required to provide equal per-pupil funding for residents choosing to attend a charter school. Charter school enrollment continues to rise, with an estimate of nearly 3,456 students. This results in total per-pupil funding of \$7.2 million for Charter Schools, an increase of 10.4%.

Rowan-Cabarrus serves nearly 19,000 students each year through 55 degrees, 36 diplomas and 101 certificate programs. The college plays a vital role in workforce and economic development within the county and region. This results in total funding of \$4.6 million, an increase of 6.2%. Additional Capital Improvement funding for HVAC replacement at the South Campus of \$5.3 million is also included in the budget and an additional \$1,000,000 in deferred maintenance.

## **Capital Projects: Funding for Preservation and Growth**

The FY25 budget includes:

- **\$37.5 million** from the General Fund to the Community Investment Fund (CIF) for current and future debt payments.
  - **\$50.6 million** for Cabarrus County Schools Elementary School Replacement.
  - **\$42.0 million** for Cabarrus County Building Purchase for new Social Services Space.
  - **\$20.0 million** for Cabarrus County's Portion for a Regional Behavior Health Center.
  - **\$70.0 million** for a Public Safety Training Facility.
  - **\$47.0 million** for a Workforce Innovation Center at Rowan Cabarrus Community College.
  - **\$20.0 million** for Renovations at new Social Services Facility.
- **\$27.6 million** from the County's pay-as-you-go (PAYGO) program. PAYGO is the use of cash rather than debt to pay for needed capital projects. The County will not issue new debt in FY24, which is consistent with our every-other-year cycle. PAYGO will fund a significant number of essential projects, including:



- **\$11.9 million** for various projects at County facilities. Examples include basement renovations at Administration Building, ADA bathroom renovations, playground equipment replacements, parking lot repairs, portable generator, and ground maintenance.
- **\$11.5 million** for Cabarrus County Schools to fund their Top 36 deferred maintenance projects. Project examples include the following taking place at multiple schools. Enhance access control key fobs, roof repairs, parking lot repairs and floor replacements. Adding fuel tanks for diesel fuel storage, replacement of televisions and SMART boards in classrooms and adding/replacing security cameras.
- **\$3.3 million** for Kannapolis City Schools to fund various deferred maintenance projects including furniture replacement, security camera upgrades, roof replacements, parking lot repairs and water pipe repairs.
- **\$1.0 million** for Rowan Cabarrus Community College for general maintenance, security upgrades and creation of an aseptic simulation lab.

While continued capital investments are necessary, it is important to set aside additional funding needed for the operation of the new facilities. This year the County has set aside additional funds for the startup costs for two new library and active living centers.

**Business-type Activities:** The Landfill budget slightly increased by \$363,076 or 17.4% from the FY2024 adopted budget. The increase is mainly driven by the County's employee pay market study enacted in FY 2025 and an increase in operation costs.

#### **Requests for Information**

This report is designed to provide an overview of the County's finances for those with an interest in this area. Questions concerning any of the information found in this report or requests for additional information should be directed to the Finance Department, Cabarrus County, 65 Church Street S, Concord, North Carolina 28025. You can also call 704-920-2104 or visit our website at [www.cabarruscounty.us](http://www.cabarruscounty.us).



# BASIC FINANCIAL STATEMENTS

---

---



**CABARRUS COUNTY, NORTH CAROLINA**  
**STATEMENT OF NET POSITION**  
**JUNE 30, 2024**

**Exhibit 1**  
**Page 1 of 2**

	Primary Government			Component Unit
	Governmental Activities	Business-Type Activities	Total	
<b>ASSETS</b>				
Cash and cash equivalents	\$ 68,729,518	\$ 3,149,517	\$ 71,879,035	\$ 6,858,066
Investments	214,421,104	5,501,293	219,922,397	-
Receivables (net of allowance for uncollectibles):				
Accounts receivable	17,435,943	-	17,435,943	5,207,443
Customers	2,578,409	28,672	2,607,081	633,948
Interest	3,242,481	-	3,242,481	-
Property taxes	1,778,156	-	1,778,156	-
Leases	562,635	-	562,635	-
Due from other governments	24,380,800	124,411	24,505,211	164,734
Inventories	478,376	-	478,376	-
Prepaid items	774,280	-	774,280	1,000,000
Restricted cash and cash equivalents	57,008,465	-	57,008,465	405,453
Net Register of Deeds				
Supplemental retirement asset	255,522	-	255,522	-
Capital assets:				
Land and Construction in Progress	102,769,745	490,447	103,260,192	-
Other capital assets, net of depreciation	308,216,105	2,619,696	310,835,801	1,325,202
Right to use lease asset, net of amortization	3,152,071	-	3,152,071	482,111
Subscription asset, net of amortization	1,181,637	-	1,181,637	-
Total capital assets	415,319,558	3,110,143	418,429,701	1,807,313
Total assets	806,965,247	11,914,036	818,879,283	16,076,957
<b>DEFERRED OUTFLOWS OF RESOURCES</b>	49,223,876	148,642	49,372,518	9,492,295
<b>LIABILITIES</b>				
Accounts payable and other current liabilities	22,375,834	160,253	22,536,087	1,015,255
Liabilities to be paid from restricted assets	-	-	-	405,453
Advance from grantor	44,283,238	-	44,283,238	-
Accrued interest payable	4,098,164	-	4,098,164	-
Retainage payable	3,587,538	-	3,587,538	-
Long-term liabilities:				
Due within one year	203,715,510	99,163	203,814,673	1,068,644
Due in more than one year	377,801,718	4,209,773	382,011,491	17,875,758
Total long-term liabilities	581,517,228	4,308,936	585,826,164	18,944,402
Total liabilities	655,862,002	4,469,189	660,331,191	20,365,110

The notes to the financial statements are an integral part of this statement.

**CABARRUS COUNTY, NORTH CAROLINA**  
**STATEMENT OF NET POSITION**  
**JUNE 30, 2024**

**Exhibit 1**  
**Page 2 of 2**

	Primary Government			Component Unit
	Governmental Activities	Business-Type Activities	Total	
<b>DEFERRED INFLOWS OF RESOURCES</b>	20,856,879	67,601	20,924,480	235,759
<b>NET POSITION</b>				
Net investment in capital assets	183,053,027	3,110,143	186,163,170	1,325,201
Restricted for :				
Stabilization by state statute	124,400,691	-	124,400,691	3,917,177
Register of Deeds	623,861	-	623,861	-
Emergency Telephone 911	439,250	-	439,250	-
Public Safety	12,132,747	-	12,132,747	-
Soil & Water programs	203,552	-	203,552	-
Economic and physical development	706	-	706	-
Social Services grants	299,347	-	299,347	-
School debt	5,858,519	-	5,858,519	-
Cabarrus Arena & Events Center	51,772	-	51,772	-
Health Services	4,757,536	-	4,757,536	-
Register of Deeds Pension Plan	255,522	-	255,522	-
Unrestricted	(152,606,288)	4,415,745	(148,190,543)	(273,995)
Total net position	\$ 179,470,242	\$ 7,525,888	\$ 186,996,130	\$ 4,968,383

The notes to the financial statements are an integral part of this statement.

**CABARRUS COUNTY, NORTH CAROLINA  
STATEMENT OF ACTIVITIES  
FOR THE FISCAL YEAR ENDED JUNE 30, 2024**

**EXHIBIT 2**

Function/Program Activities	Program Revenues				Net (Expense) Revenue and Changes in Net Position			Component Unit
	Expenses	Charges for Services	Operating Grants and Contributions	Capital Grants and Contributions	Primary Government		Total	
					Governmental Activities	Business-Type Activities		
<b>Primary Government:</b>								
Governmental Activities:								
General government	\$ 42,508,821	\$ 4,324,722	\$ 7,032,095	\$ -	\$ (31,152,004)	\$ -	\$ (31,152,004)	
Public safety	88,195,570	21,456,822	10,958,405	-	(55,780,343)	-	(55,780,343)	
Economic and physical development	10,414,324	463,284	5,819,585	-	(4,131,455)	-	(4,131,455)	
Environmental protection	47,747	-	-	-	(47,747)	-	(47,747)	
Human services	63,929,878	1,701,681	32,860,026	-	(29,368,171)	-	(29,368,171)	
Education	146,234,198	2,007,543	383,689	4,638,189	(139,204,777)	-	(139,204,777)	
Culture and recreation	11,096,890	1,653,867	436,320	-	(9,006,703)	-	(9,006,703)	
Interest on long-term debt	15,761,744	-	-	-	(15,761,744)	-	(15,761,744)	
Total governmental activities	<u>378,189,172</u>	<u>31,607,919</u>	<u>57,490,120</u>	<u>4,638,189</u>	<u>(284,452,944)</u>	<u>-</u>	<u>(284,452,944)</u>	
Business-Type Activities:								
Solid Waste	2,050,463	1,331,609	-	-	-	(718,854)	(718,854)	
Total primary government	<u>\$ 380,239,635</u>	<u>\$ 32,939,528</u>	<u>\$ 57,490,120</u>	<u>\$ 4,638,189</u>	<u>(284,452,944)</u>	<u>(718,854)</u>	<u>(285,171,798)</u>	
<b>Component Unit:</b>								
Cabarrus Health Alliance	<u>\$ 33,741,661</u>	<u>\$ 10,845,617</u>	<u>\$ 20,836,882</u>	<u>\$ -</u>				<u>\$ (2,059,162)</u>
General Revenues:								
Property taxes					247,980,521	-	247,980,521	-
Local option sales tax					78,840,133	-	78,840,133	-
ABC revenues					251,567	-	251,567	-
Other taxes and licenses					1,489,009	672,412	2,161,421	-
Investment earnings					18,674,663	341,223	19,015,886	362,632
Miscellaneous					1,413,186	5,118	1,418,304	24,936
Total general revenues, excluding transfers					<u>348,649,079</u>	<u>1,018,753</u>	<u>349,667,832</u>	<u>387,568</u>
Transfers					(1,553,400)	1,553,400	-	-
Total general revenues and transfers					<u>347,095,679</u>	<u>2,572,153</u>	<u>349,667,832</u>	<u>387,568</u>
Change in net position					62,642,735	1,853,299	64,496,034	(1,671,594)
Net position, beginning					<u>116,827,507</u>	<u>5,672,589</u>	<u>122,500,096</u>	<u>6,639,977</u>
Net position, ending					<u>\$ 179,470,242</u>	<u>\$ 7,525,888</u>	<u>\$ 186,996,130</u>	<u>\$ 4,968,383</u>

The notes to the financial statements are an integral part of this statement.

**CABARRUS COUNTY, NORTH CAROLINA  
BALANCE SHEET  
GOVERNMENTAL FUNDS  
JUNE 30, 2024**

**EXHIBIT 3  
PAGE 1 OF 3**

	Major				Non-Major	Total Governmental Funds
	General	County Capital Projects	CARES Act Relief	Opioid Settlement	Other Governmental Funds	
<b>ASSETS</b>						
Cash and cash equivalents	\$ 36,923,368	\$ 5,593,608	\$ -	\$ -	\$ 10,199,503	\$ 52,716,479
Investments	172,615,135	25,630,116	-	-	16,175,853	214,421,104
Restricted assets						
Investments	-	33,334,420	-	4,429,160	-	37,763,580
Cash	8,249,284	-	10,927,693	16,136	51,772	19,244,885
Receivables (net of allowance for uncollectible)						
Accounts receivable	3,632,905	30,546	-	13,711,154	61,338	17,435,943
Customers	2,578,409	-	-	-	-	2,578,409
Property taxes	1,778,156	-	-	-	-	1,778,156
Interest	3,138,576	-	-	-	-	3,138,576
Lease	562,635	-	-	-	-	562,635
Due from other governments	24,259,331	-	-	-	99,565	24,358,896
Prepaid items	216,867	-	-	-	17,996	234,863
Inventories	478,376	-	-	-	-	478,376
Total assets	<u>\$ 254,433,042</u>	<u>\$ 64,588,690</u>	<u>\$ 10,927,693</u>	<u>\$ 18,156,450</u>	<u>\$ 26,606,027</u>	<u>\$ 374,711,902</u>
<b>LIABILITIES, DEFERRED INFLOWS OF RESOURCES, AND FUND BALANCES</b>						
Liabilities:						
Accounts payable and accrued liabilities	\$ 10,488,175	\$ 7,174,852	\$ 70,334	\$ 38,575	\$ 2,829,451	\$ 20,601,387
Advance from grantor	2,390,764	31,035,115	10,857,359	-	-	44,283,238
Contract retainages	-	3,310,986	-	-	276,552	3,587,538
Total liabilities	<u>12,878,939</u>	<u>41,520,953</u>	<u>10,927,693</u>	<u>38,575</u>	<u>3,106,003</u>	<u>68,472,163</u>
<b>DEFERRED INFLOWS OF RESOURCES</b>	<u>5,665,236</u>	<u>-</u>	<u>-</u>	<u>13,711,154</u>	<u>281,057</u>	<u>19,657,447</u>

The notes to the financial statements are an integral part of this statement.



**CABARRUS COUNTY, NORTH CAROLINA  
BALANCE SHEET  
GOVERNMENTAL FUNDS  
JUNE 30, 2024**

**EXHIBIT 3  
PAGE 2 OF 3**

	Major			Non-Major	Total Governmental Funds
	General	County Capital Projects	CARES Act Relief	Opioid Settlement	
<b>FUND BALANCES</b>					
Nonspendable:					
Inventories	478,376	-	-	-	478,376
Prepaid items	216,867	-	-	-	234,863
Restricted:					
Stabilization by state statute	35,700,933	76,878,039	10,506,391	109,480	124,400,691
Register of Deeds Automation & Enhancement	-	-	-	-	623,861
Emergency Telephone 911	-	-	-	-	439,250
Public Safety	11,856,033	-	-	-	12,132,747
Soil & Water programs	-	-	-	-	203,552
Culture and recreation	706	-	-	-	706
Social Services grants	299,347	-	-	-	299,347
School debt & construction	5,858,519	-	-	-	5,858,519
Cabarrus Arena & Events Center	-	-	-	-	51,772
Human Services	-	-	-	4,297,241	4,757,536
Committed:					
Community Investment Fund	80,228,331	-	-	-	80,228,331
General government	2,528,758	-	-	-	2,528,758
Public safety	75,274	-	-	-	174,274
Economic & physical development	5,264,727	-	-	-	7,882,243
Human services	1,530,534	-	-	-	1,690,824
Education	-	-	-	-	13,158,793
Assigned:					
General government	6,920,001	-	-	-	6,920,001
Public safety	1,338,611	-	-	-	1,338,611
Human services	121,289	-	-	-	121,289
Culture & recreation	76,000	-	-	-	4,062,139
Subsequent years expenditures	363,344	-	-	-	363,344
Unassigned	83,031,217	(53,810,302)	(10,506,391)	-	18,632,465
<b>Total fund balances</b>	<b>235,888,867</b>	<b>23,067,737</b>	<b>-</b>	<b>4,406,721</b>	<b>286,582,292</b>
<b>Total liabilities, deferred inflows of resources, and fund balances</b>	<b>\$ 254,433,042</b>	<b>\$ 64,588,690</b>	<b>\$ 10,927,693</b>	<b>\$ 18,156,450</b>	<b>\$ 374,711,902</b>

The notes to the financial statements are an integral part of this statement.

**CABARRUS COUNTY, NORTH CAROLINA**  
**RECONCILIATION OF THE BALANCE SHEET OF GOVERNMENTAL FUNDS**  
**JUNE 30, 2024**

**EXHIBIT 3A**  
**PAGE 3 OF 3**

Total fund balances-total governmental funds		\$ 286,582,292
Amounts reported for governmental activities in the statement of net position are different because:		
Capital assets used in governmental activities are not financial resources and, therefore, are not reported in the funds.		
Government capital assets	537,430,957	
Less accumulated depreciation	<u>(126,445,107)</u>	410,985,850
Right to use leased assets used in governmental activities are not financial resources and, therefore, are not reported in the funds		
Government capital assets	5,896,757	
Less accumulated depreciation	<u>(2,744,686)</u>	3,152,071
Subscription based assets used in governmental activities are not financial resources and, therefore, are not reported in the funds		
Government capital assets	2,122,880	
Less accumulated depreciation	<u>(941,243)</u>	1,181,637
Charges related to advance refunding bond issue		6,553,031
Other long-term assets are not available to pay for current-period expenditures and, therefore, are unavailable in the funds.		
Deferred inflows of resources for taxes, Opioid settlement and ambulance receivables		18,067,720
Premium on debt issuance		<u>(22,939,418)</u>
Sales tax receivable for capital lease		125,809
Contributions and other costs to pension plans in the current fiscal year are deferred outflows of resources on the Statement of Net Position.		
Pension		34,438,807
Register of Deeds Supplemental Retirement		200,733
Benefit payments and pension administration costs for LEOSSA		3,519,691
Contributions and administration costs for OPEB are deferred outflows of resources		4,511,614
Internal service funds are used by management to charge the costs of self-insured hospitalization dental, Workers Compensation, and Liability Insurance to individual departments.		
		14,778,009
Pension related deferred inflows		
OPEB related deferred inflows		(2,582,359)
		<u>(16,684,793)</u>
Long-term liabilities, including bonds payable and other postemployment benefits, are not due and payable in the current period and, therefore, are not reported in the funds.		
Bonds and other debt payable	(446,351,991)	
Accrued interest	(4,098,164)	
Lease liability	(3,263,775)	
Subscription liability	(1,132,525)	
Compensated absences	(7,046,379)	
Net LEO Pension liability	(13,531,599)	
Net LGERS liability	(56,111,938)	
Net Register of Deeds Supplemental Retirement asset	255,522	
Total OPEB liability	<u>(31,139,603)</u>	<u>(562,420,452)</u>
Net position of governmental activities		<u>\$ 179,470,242</u>

The notes to the financial statements are an integral part of this statement.

**CABARRUS COUNTY, NORTH CAROLINA**  
**STATEMENT OF REVENUES, EXPENDITURES, AND CHANGES IN FUND BALANCES**  
**GOVERNMENTAL FUNDS**  
**FOR THE FISCAL YEAR ENDED JUNE 30, 2024**

**EXHIBIT 4**  
**PAGE 1 OF 3**

	Major				Non-Major	Total Governmental Funds
	General	County Capital Projects	Cares Act Relief	Opioid Settlement	Other Governmental Funds	
<b>REVENUES</b>						
Ad valorem taxes	\$ 240,250,343	\$ -	\$ -	\$ -	\$ 7,649,976	\$ 247,900,319
Other taxes and licenses	80,329,142	-	-	-	-	80,329,142
Intergovernmental revenues	41,214,842	9,041,292	6,949,688	3,353,702	5,707,310	66,266,834
Permits and fees	10,004,041	-	-	-	-	10,004,041
Sales and services	17,835,594	-	-	-	2,585,177	20,420,771
Investment earnings	16,071,241	1,869,535	-	134,213	422,070	18,497,059
Donations	-	-	-	-	356,683	356,683
Miscellaneous	424,572	-	-	-	16,251	440,823
<b>Total revenues</b>	<b>406,129,775</b>	<b>10,910,827</b>	<b>6,949,688</b>	<b>3,487,915</b>	<b>16,737,467</b>	<b>444,215,672</b>
<b>EXPENDITURES</b>						
Current:						
General government	39,804,373	2,034,267	97,226	-	44,069	41,979,935
Public safety	74,021,043	825,464	-	-	7,440,373	82,286,880
Economic & physical development	10,046,514	-	-	-	295,748	10,342,262
Environmental protection	-	-	-	-	300	300
Human services	55,094,169	-	6,852,462	431,131	331,961	62,709,723
Culture and recreation	8,281,402	-	-	-	1,555,284	9,836,686
Education	103,861,078	-	-	-	42,373,119	146,234,197
Capital outlay	-	73,643,381	-	-	1,302,169	74,945,550
Debt service:						
Principal retirement	38,951,390	-	-	-	-	38,951,390
Interest and fees	16,901,221	-	-	-	-	16,901,221
<b>Total expenditures</b>	<b>346,961,190</b>	<b>76,503,112</b>	<b>6,949,688</b>	<b>431,131</b>	<b>53,343,023</b>	<b>484,188,144</b>
Excess (deficiency) of revenues over (under) expenditures	59,168,585	(65,592,285)	-	3,056,784	(36,605,556)	(39,972,472)

The notes to the financial statements are an integral part of this statement.

**CABARRUS COUNTY, NORTH CAROLINA**  
**STATEMENT OF REVENUES, EXPENDITURES, AND CHANGES IN FUND BALANCES**  
**GOVERNMENTAL FUNDS**  
**FOR THE FISCAL YEAR ENDED JUNE 30, 2024**

**EXHIBIT 4**  
**PAGE 2 OF 3**

	Major				Non-Major	Total Governmental Funds
	General	County Capital Projects	Cares Act Relief	Opioid Settlement	Other Governmental Funds	
<b>OTHER FINANCING SOURCES (USES)</b>						
Issuance of debt	-	54,592,277	-	-	30,218,552	84,810,829
Lease liabilities issued	594,018	-	-	-	-	594,018
Subscription liabilities issued	954,965	-	-	-	-	954,965
Transfers in	2,381,005	9,916,598	-	-	15,714,348	28,011,951
Transfers out	(26,221,248)	(10,000)	-	-	(2,300,000)	(28,531,248)
Total other financing sources (uses)	(22,291,260)	64,498,875	-	-	43,632,900	85,840,515
Net change in fund balances	36,877,325	(1,093,410)	-	3,056,784	7,027,344	45,868,043
Fund balance, July 1	199,011,542	24,161,147	-	1,349,937	16,191,623	240,714,249
Fund balance, June 30	<u>\$ 235,888,867</u>	<u>\$ 23,067,737</u>	<u>\$ -</u>	<u>\$ 4,406,721</u>	<u>\$ 23,218,967</u>	<u>\$ 286,582,292</u>

A legally budgeted Community Investment Fund is consolidated into the General Fund for reporting purposes.

The notes to the financial statements are an integral part of this statement.

**CABARRUS COUNTY, NORTH CAROLINA  
RECONCILIATION OF THE STATEMENT OF REVENUES, EXPENDITURES, AND  
CHANGES IN FUND BALANCES - GOVERNMENTAL FUNDS  
FOR THE FISCAL YEAR ENDED JUNE 30, 2024**

**EXHIBIT 4A  
PAGE 3 OF 3**

Net change in fund balances-total governmental funds		\$ 45,868,043
Amounts reported for governmental activities in the Statement of Activities are different because		
Governmental funds report capital outlays as expenditures. However, in the Statement of Activities, the cost of those assets is capitalized and depreciated over their estimated useful lives		
Expenditures for capital assets	79,964,181	
Less current year depreciation	<u>(11,706,441)</u>	68,257,740
Subscription asset capital outlay expenditures which were capitalized	1,550,079	
Subscription amortization expense	(603,662)	
Right to use leased assets amortization expense	<u>(1,072,176)</u>	(125,759)
Changes in contributions and other costs to the pension plan		164,841
Revenues in the Statement of Activities that do not provide current financial resources are not reported as revenues in the governmental funds.		
OPIOID settlement	(2,682,932)	
Ambulance	221,206	
Property tax	<u>80,202</u>	(2,381,524)
The effect of various miscellaneous transactions involving capital asset:		
Disposal of capital assets, net book value	<u>(62,564)</u>	(62,564)
Issuance of debt provides current financial resources to governmental funds, but issuing debt increases long-term liabilities in the Statement of Net Position. Repayment of debt principal is an expenditure in the governmental funds, but the repayment reduces long-term liabilities in the Statement of Net Position. This amount is the net effect of these differences in the treatment of		
Issuance of Debt	(84,810,829)	
New long-term debt issued (subscriptions)	(1,548,983)	
Amortization of current year debt premium	2,484,483	
Principal payments	38,951,390	
Deferred charge on refunding	<u>(1,717,993)</u>	(46,641,932)
Some expenses reported in the Statement of Activities do not require the use of current financial resources and, therefore, are not reported as expenditures in governmental funds		
Compensated absences	(707,548)	
Law Enforcement Officers Pension Liability	(1,287,240)	
Local Government Employees Retirement System	(7,278,154)	
Register of Deeds Supplemental Retirement	(28,952)	
Other Postemployment Benefit Liability	4,616,717	
Accrued interest	<u>349,547</u>	(4,335,630)
Internal service funds are used by management to charge the cost of self-insured hospitalization dental, workers compensation, and liability systems to individual departments		
		<u>1,899,520</u>
Changes in net position of governmental activities		<u>\$ 62,642,735</u>

The notes to the financial statements are an integral part of this statement.

**CABARRUS COUNTY, NORTH CAROLINA**  
**STATEMENT OF REVENUES, EXPENDITURES, AND CHANGES IN FUND BALANCES - BUDGET AND ACTUAL**  
**GENERAL FUND**  
**FOR THE FISCAL YEAR ENDED JUNE 30, 2024**

**EXHIBIT 5**  
**PAGE 1 OF 2**

	<u>Budgeted Amounts</u>		<u>Actual Amounts</u>	<u>Variance with Final Budget</u>
	<u>Original</u>	<u>Final</u>		
<b>REVENUES</b>				
Ad valorem taxes	\$ 236,516,760	\$ 236,516,760	\$ 240,250,343	\$ 3,733,583
Other taxes and licenses	47,896,330	48,246,330	50,218,647	1,972,317
Intergovernmental revenues	28,897,940	41,465,009	40,831,153	(633,856)
Permits and fees	8,326,455	8,326,455	10,004,041	1,677,586
Sales and services	15,638,414	16,731,831	17,835,594	1,103,763
Investment earnings	2,000,000	2,049,648	12,998,975	10,949,327
Miscellaneous	286,100	344,100	424,572	80,472
Total revenues	<u>339,561,999</u>	<u>353,680,133</u>	<u>372,563,325</u>	<u>18,883,192</u>
<b>EXPENDITURES</b>				
Current:				
General government	42,584,895	46,669,829	38,255,391	8,414,438
Public safety	75,937,680	85,965,898	74,021,043	11,944,855
Economic & physical development	6,358,498	11,856,451	10,046,514	1,809,937
Human services	56,933,205	63,271,497	55,094,169	8,177,328
Education	101,994,385	102,674,407	102,641,078	33,329
Culture and recreation	8,045,013	8,756,538	8,281,402	475,136
Total expenditures	<u>291,853,676</u>	<u>319,194,620</u>	<u>288,339,597</u>	<u>30,855,023</u>
Excess (deficiency) of revenues over (under) expenditures	<u>47,708,323</u>	<u>34,485,513</u>	<u>84,223,728</u>	<u>49,738,215</u>
<b>OTHER FINANCING SOURCES (USES)</b>				
Transfers in	-	81,005	81,005	-
Transfers out	(47,930,078)	(82,348,468)	(82,316,468)	32,000
Fund balance appropriated	221,755	47,781,950	-	(47,781,950)
Total other financing sources (uses)	<u>(47,708,323)</u>	<u>(34,485,513)</u>	<u>(82,235,463)</u>	<u>(47,749,950)</u>

The notes to the financial statements are an integral part of this statement.

**CABARRUS COUNTY, NORTH CAROLINA**  
**STATEMENT OF REVENUES, EXPENDITURES, AND CHANGES IN FUND BALANCES - BUDGET AND ACTUAL**  
**GENERAL FUND**  
**FOR THE FISCAL YEAR ENDED JUNE 30, 2024**

**EXHIBIT 5**  
**PAGE 2 OF 2**

	<u>Budgeted Amounts</u>		<u>Actual Amounts</u>	<u>Variance with Final Budget</u>
	<u>Original</u>	<u>Final</u>		
Net change in fund balance	<u>\$ -</u>	<u>\$ -</u>	1,988,265	<u>\$ 1,988,265</u>
Fund balance, July 1			<u>147,813,752</u>	
Fund balance, June 30			149,802,017	
A legally budgeted Community Investment Fund is consolidated into the General Fund for reporting purposes:				
Other taxes and licenses			30,110,494	
Intergovernmental revenues			383,690	
Investment earnings			3,072,267	
Expenditures			(59,951,594)	
Transfer in - General Fund			80,465,752	
Transfer in - Other Funds			2,310,000	
Lease liabilities			594,018	
Subscription liabilities			954,965	
Transfer out			<u>(24,380,532)</u>	
Fund balance, June 30			183,361,077	
Fund balance, July 1			51,197,790	
A legally budgeted principal debt service payment was made to a sinking fund held by a trustee in the County's name				
			<u>1,330,000</u>	
			<u>\$ 235,888,867</u>	

The notes to the financial statements are an integral part of this statement.

**CABARRUS COUNTY, NORTH CAROLINA  
OPIOID SETTLEMENT FUND**

**EXHIBIT 6**

**STATEMENT OF REVENUES, EXPENDITURES, AND CHANGES IN FUND BALANCE - BUDGET AND ACTUAL  
FOR THE FISCAL YEAR ENDED JUNE 30, 2024**

	<u>Original Budget</u>	<u>Final Budget</u>	<u>Actual</u>	<u>Variance Positive (Negative)</u>
<b>REVENUES</b>				
Opioid Settlement Funds	\$ 3,019,067	\$ 3,019,067	\$ 3,353,702	\$ 334,635
Interest Earnings	52,001	52,001	134,213	82,212
Total revenues	<u>3,071,068</u>	<u>3,071,068</u>	<u>3,487,915</u>	<u>416,847</u>
<b>EXPENDITURES</b>				
Human Services				
Public Health Authority	3,309,418	3,309,418	70,000	3,239,418
Health and Welfare	<u>1,111,587</u>	<u>1,111,587</u>	<u>361,131</u>	<u>750,456</u>
Total expenditures	<u>4,421,005</u>	<u>4,421,005</u>	<u>431,131</u>	<u>3,989,874</u>
Revenues over (under) expenditures	(1,349,937)	(1,349,937)	3,056,784	4,406,721
Fund Balance Appropriated	<u>1,349,937</u>	<u>1,349,937</u>	-	<u>(1,349,937)</u>
Net change in fund balance	<u>\$ -</u>	<u>\$ -</u>	3,056,784	<u>\$ 3,056,784</u>
Fund balance, July 1			<u>1,349,937</u>	
Fund balance, June 30			<u>\$ 4,406,721</u>	

The notes to the financial statements are an integral part of this statement.



**CABARRUS COUNTY, NORTH CAROLINA**  
**STATEMENT OF NET POSITION**  
**PROPRIETARY FUNDS**  
**JUNE 30, 2024**

**EXHIBIT 7**  
**PAGE 1 OF 2**

	<b>Business-type Activities</b>	<b>Governmental Activities</b>
	<b>Landfill Enterprise Fund</b>	<b>Internal Service Funds</b>
<b>ASSETS</b>		
Current assets:		
Cash and cash equivalents	\$ 8,650,810	\$ 16,013,039
Receivables (net):		
Customers	28,672	-
Due from other governments	124,411	-
Prepaid expenses	-	539,417
Total current assets	<u>8,803,893</u>	<u>16,552,456</u>
Noncurrent assets:		
Land	490,447	-
Land improvements	2,376,141	-
Buildings & improvements	1,256,544	-
Vehicles and equipment	3,381,403	29,664
Less: Accumulated depreciation	(4,394,392)	(29,664)
Total noncurrent assets (net)	<u>3,110,143</u>	<u>-</u>
 Total assets	 <u>11,914,036</u>	 <u>16,552,456</u>
<b>DEFERRED OUTFLOWS OF RESOURCES</b>		
Contributions to pension plan in fiscal year	131,367	-
OPEB deferrals	17,275	-
Total deferred outflows of resources	<u>148,642</u>	<u>-</u>
<b>LIABILITIES</b>		
Current liabilities:		
Accounts payable and accrued liabilities	160,253	46,272
Compensated absences	9,163	-
Total current liabilities	<u>169,416</u>	<u>46,272</u>

The notes to the financial statements are an integral part of this statement.

**CABARRUS COUNTY, NORTH CAROLINA**  
**STATEMENT OF NET POSITION**  
**PROPRIETARY FUNDS**  
**JUNE 30, 2024**

**EXHIBIT 7**  
**PAGE 2 OF 2**

	<b>Business-type Activities</b>	<b>Governmental Activities</b>
	<b>Landfill Enterprise Fund</b>	<b>Internal Service Funds</b>
<b>LIABILITIES (continued)</b>		
Noncurrent liabilities:		
Net pension liability	214,039	-
Claims payable	-	1,728,175
Landfill closure   post closure costs	3,963,898	-
Compensated absences	3,054	-
Total OPEB liability	118,782	-
Total noncurrent liabilities	<u>4,299,773</u>	<u>1,728,175</u>
 Total liabilities	 <u>4,469,189</u>	 <u>1,774,447</u>
<b>DEFERRED INFLOWS OF RESOURCES</b>		
Pension deferrals	3,889	-
OPEB deferrals	63,712	-
Total deferred inflows of resources	<u>67,601</u>	<u>-</u>
<b>NET POSITION</b>		
Net Investment in capital assets	3,110,143	-
Unrestricted	<u>4,415,745</u>	<u>14,778,009</u>
 Total net position	 <u>\$ 7,525,888</u>	 <u>\$ 14,778,009</u>

The notes to the financial statements are an integral part of this statement.

**CABARRUS COUNTY, NORTH CAROLINA**  
**STATEMENT OF REVENUES, EXPENSES, AND CHANGES IN FUND NET POSITION**  
**PROPRIETARY FUNDS**  
**FOR THE FISCAL YEAR ENDED JUNE 30, 2024**

**EXHIBIT 8**  
**PAGE 1 OF 2**

	<b>Business-type Activities</b>	<b>Governmental Activities</b>
	<b>Landfill Enterprise Fund</b>	<b>Internal Service Funds</b>
<b>Operating revenues:</b>		
Charges for sales and services:		
Tipping fees	\$ 1,067,959	\$ -
Items for sale	85,366	-
Waste disposal fees	137,281	-
Recycling revenues	41,003	-
Insurance premiums   refunds	-	23,379,782
Program fees	-	37,977
Total operating revenues	<u>1,331,609</u>	<u>23,417,759</u>
<b>Operating expenses:</b>		
Salaries and benefits	946,366	-
Operations	922,726	21,035,291
Depreciation	181,371	-
Total operating expenses	<u>2,050,463</u>	<u>21,035,291</u>
Operating income (loss)	<u>(718,854)</u>	<u>2,382,468</u>
<b>Nonoperating revenues:</b>		
Landfill disposal tax	47,385	-
Landfill state tax distribution	56,577	-
Solid waste franchise fee	30,000	-
White Goods Disposal Tax	457,994	-
NC Electronics management	341,223	551,158
Tire disposal fees	5,135	-
Investment earnings	80,439	-
Total nonoperating revenues	<u>1,018,753</u>	<u>551,158</u>
Income (loss) before contributions	<u>299,899</u>	<u>2,933,626</u>

The notes to the financial statements are an integral part of this statement.

**CABARRUS COUNTY, NORTH CAROLINA**  
**STATEMENT OF REVENUES, EXPENSES, AND CHANGES IN FUND NET POSITION**  
**PROPRIETARY FUNDS**  
**FOR THE FISCAL YEAR ENDED JUNE 30, 2024**

**EXHIBIT 8**  
**PAGE 2 OF 2**

	<b>Business-type Activities</b>	<b>Governmental Activities</b>
	<b>Landfill Enterprise Fund</b>	<b>Internal Service Funds</b>
<b>Transfers:</b>		
Transfer in - General Fund	618,400	268,500
Transfer in - Community Investment Fund	935,000	-
Transfer out - General Fund	-	(81,005)
Transfers out - Capital Project Fund	-	(1,221,598)
Change in net position	1,853,299	1,899,523
Total net position, July 1	5,672,589	12,878,486
Total net position, June 30	<u>\$ 7,525,888</u>	<u>\$ 14,778,009</u>

The notes to the financial statements are an integral part of this statement.

**CABARRUS COUNTY, NORTH CAROLINA  
STATEMENT OF CASH FLOWS  
PROPRIETARY FUNDS  
FOR THE FISCAL YEAR ENDED JUNE 30, 2024**

**EXHIBIT 9  
PAGE 1 OF 2**

	<b>Business-type Activities</b>	<b>Governmental Activities</b>
	<b>Landfill Enterprise Fund</b>	<b>Internal Service Funds</b>
<b>Cash flows from operating activities:</b>		
Cash received from customers	\$ 1,347,712	\$ 8,075
Cash received from departments	-	23,098,694
Cash paid to employees	(932,577)	-
Cash paid to suppliers for goods and services	(1,061,162)	(20,807,241)
Net cash provided (used) by operating activities	<u>(646,027)</u>	<u>2,299,528</u>
<b>Cash flows from non-capital and related financing activities:</b>		
Transfer in	1,553,400	268,500
Transfer out	-	(1,302,603)
Non-capital grants and other subsidies	677,531	-
Net cash provided (used) by non-capital financing activities	<u>2,230,931</u>	<u>(1,034,103)</u>
<b>Cash flows from capital and related financing activities:</b>		
Acquisition and construction of capital assets	<u>(1,038,838)</u>	-
<b>Cash flows from investing activities:</b>		
Net cash provided by investing activities	<u>341,223</u>	<u>551,158</u>
<b>Net increase in cash and cash equivalents</b>	<b>887,289</b>	<b>1,816,583</b>
Cash and cash equivalents, July 1	<u>7,763,521</u>	<u>14,196,456</u>
Cash and cash equivalents, June 30	<u>\$ 8,650,810</u>	<u>\$ 16,013,039</u>

The notes to the financial statements are an integral part of this statement.

**CABARRUS COUNTY, NORTH CAROLINA  
STATEMENT OF CASH FLOWS  
PROPRIETARY FUNDS  
FOR THE FISCAL YEAR ENDED JUNE 30, 2024**

**EXHIBIT 9  
PAGE 2 OF 2**

	<b>Business-type Activities</b>	<b>Governmental Activities</b>
	<b>Landfill Enterprise Fund</b>	<b>Internal Service Funds</b>
<b>Reconciliation of operating income (loss) to net cash provided by (used for) operating activities:</b>		
Operating income (loss)	\$ (718,854)	\$ 2,382,468
Depreciation expense	181,371	-
Pension expense	(5,632)	-
Accounts receivable and prepaid expenses	-	(310,990)
Customers receivable	(11,562)	-
Due from other governments	27,665	-
Increase in pension liability	27,763	-
Accrued salaries and compensated absences payable	(1,447)	228,050
Accounts payable	4,377	-
Deferred inflows of resources (OPEB)	4,078	-
Landfill closure post-closure care cost	(138,075)	-
OPEB Liability	(17,610)	-
Deferred inflows of resources (OPEB)	1,899	-
Total adjustments	<u>72,827</u>	<u>(82,940)</u>
Net cash provided (used) by operating activities	<u>\$ (646,027)</u>	<u>\$ 2,299,528</u>

The notes to the financial statements are an integral part of this statement.

**CABARRUS COUNTY, NORTH CAROLINA**  
**STATEMENT OF FIDUCIARY NET POSITION**  
**FIDUCIARY FUNDS**  
**JUNE 30, 2024**

**EXHIBIT 10**

	<u>Custodial Funds</u>	<u>OPEB Trust Fund</u>
<b>ASSETS</b>		
Cash and cash equivalents	\$ 1,541,918	\$ 6,287,748
Accounts receivable	<u>1,062,397</u>	<u>-</u>
Total assets	<u>2,604,315</u>	<u>6,287,748</u>
<b>NET POSITION</b>		
Restricted for:		
Individuals, organizations, and other governments	<u>\$ 2,604,315</u>	<u>\$ 6,287,748</u>

The notes to the financial statements are an integral part of this statement.

**CABARRUS COUNTY, NORTH CAROLINA**  
**STATEMENT OF CHANGES IN FIDUCIARY NET POSITION**  
**FIDUCIARY FUNDS**  
**FOR THE FISCAL YEAR ENDED JUNE 30, 2024**

**EXHIBIT 11**

	<u>Custodial Funds</u>	<u>OPEB Trust Fund</u>
<b>ADDITIONS</b>		
Employer contributions	\$ -	\$ 2,000,000
Investment income	-	212,973
Ad valorem taxes collected for other governments	132,123,081	-
Collections on behalf of inmates	1,032,034	-
Total additions	<u>133,155,115</u>	<u>2,212,973</u>
<b>DEDUCTIONS</b>		
Tax distributions to other governments	132,041,741	-
Payments on behalf of inmates	1,025,321	-
Total deductions	<u>133,067,062</u>	<u>-</u>
Net increase (decrease) in fiduciary net position	88,053	2,212,973
Net position - beginning	<u>2,516,262</u>	<u>4,074,775</u>
Net position - ending	<u>\$ 2,604,315</u>	<u>\$ 6,287,748</u>

The notes to the financial statements are an integral part of this statement.



# NOTES TO THE FINANCIAL STATEMENTS

---

---



**CABARRUS COUNTY, NORTH CAROLINA**  
**NOTES TO THE FINANCIAL STATEMENTS**  
**For the Fiscal Year Ended June 30, 2024**

**NOTE 1. SUMMARY OF SIGNIFICANT ACCOUNTING POLICIES**

The accompanying financial statements and the following accounting policies of Cabarrus County, North Carolina (the “County”) and its component units conform to accounting principles generally accepted in the United States of America as applicable to local governments. The Governmental Accounting Standards Board (GASB) is the accepted standard-setting body for establishing governmental accounting and financial reporting principles. The following is a summary of the more significant accounting policies:

**A. Reporting Entity**

The County, which is governed by a five-member board of commissioners, is one of the one hundred counties established in North Carolina under North Carolina General Statute 153A-10. As required by accounting principles generally accepted in the United States of America, these financial statements present the County and its component units, legally separate entities, for which the County is financially accountable. The Cabarrus Development Corporation, blended component unit, and the Cabarrus County Industrial Facility and Pollution Control Financing Authority, a discretely presented component unit, described below, have no financial transactions or account balances; therefore, they do not appear in the financial statements. The Cabarrus County Development Corporation was organized and shall be operated exclusively for the purpose of providing debt financing for the County, to fulfill various statutory obligations involving but not limited to, purchase and sale, construction and/or lease of real estate improvements, facilities, and equipment. The Cabarrus County Industrial Facility and Pollution Control Financing Authority exist to issue and service revenue bond debt of private businesses for economic development purposes. The Authority has no financial transactions or account balances; therefore, it is not presented on the basic financial statements. The Public Health Authority of Cabarrus County, a discretely presented component unit described below, is reported in a separate column in the County’s financial statements in order to emphasize that it is legally separate from the County.

<b>Component Unit</b>	<b>Reporting Method</b>	<b>Criteria for Inclusion</b>	<b>Separate Financial Statements</b>
Cabarrus Development Corporation	Blended	The Development Corporation is governed by a three-member Board of Directors who are established through the bylaws of the Articles of Incorporation. The Corporation exists to provide debt financing to the County.	None issued
Cabarrus County Industrial Facility and Pollution Control Financing Authority	Discrete	The Authority is governed by a seven-member Board of Commissioners that is appointed by the County Commissioners. The County can remove any commissioner of the Authority with or without cause.	None issued
Public Health Authority of Cabarrus County d.b.a. Cabarrus Health Alliance	Discrete	Cabarrus Health Alliance (the “Alliance” was incorporated under the hospital authority act to provide public health care to the citizens and residents of the County. On April 20 <sup>th</sup> , 1998, the Cabarrus County Board by resolution authorized the transfer of powers, duties, and responsibilities to the Alliance for communicable disease control, environmental protection, and maintenance of vital records. The members of the Board of Alliance are appointed by the Chairperson of the Board of Commissioners for Cabarrus County. The County provides funding to the Alliance. The County funded the Alliance with \$10,994,078 or 34.11% of its total revenues for the fiscal year ended June 30, 2024. A financial benefit or burden relationship exists between the Alliance and the County.	Cabarrus Health Alliance 300 Mooresville Road Kannapolis, NC 28081

---

**CABARRUS COUNTY, NORTH CAROLINA**  
**NOTES TO THE FINANCIAL STATEMENTS**  
**For the Fiscal Year Ended June 30, 2024**

---

**B. Basis of Presentation, Basis of Accounting**

**Basis of Presentation**

*Government-wide Statements:* The Statement of Net Position and the Statement of Activities display information about the primary government's (the County's) and its component unit's net position. These statements include the financial activities of the overall government, except for fiduciary activities. Eliminations have been made to minimize the double counting of internal activities, although interfund services provided and used are not eliminated in the process of consolidation. These statements distinguish between the governmental and business-type activities of the County. Governmental activities generally are financed through taxes, intergovernmental revenues, and other non-exchange transactions. Business-type activities are financed in whole or in part by fees charged to external parties.

The Statement of Activities presents a comparison between direct expenses and program revenues for the different business-type activities of the County and for each function of the County's governmental activities. Direct expenses are those that are specifically associated with a program or function and, therefore, are clearly identifiable to a particular function. Indirect expense allocations that have been made in the funds have been reversed for the Statement of Activities. Program revenues include (a) fees and charges paid by the recipients of goods or services offered by the programs and (b) grants and contributions that are restricted to meeting the operational or capital requirements of a particular program. Revenues that are not classified as program revenues, including all taxes, are presented as general revenues.

*Fund Financial Statements:* The fund financial statements provide information about the County's funds, including its fiduciary funds and blended component units. Separate statements for each fund category – *governmental, proprietary, and fiduciary* – are presented. The emphasis of fund financial statements is on major governmental and enterprise funds, each displayed in a separate column. All remaining governmental and enterprise funds are aggregated and reported as non-major funds.

Proprietary fund operating revenues, such as charges for services, result from exchange transactions associated with the principal activity of the fund. Exchange transactions are those in which each party receives and gives up essentially equal values. Non-operating revenues, such as subsidies and investment earnings, result from non-exchange transactions or ancillary activities.

The County reports the following major governmental funds:

**General Fund.** This is the County's primary operating fund. This fund accounts for all financial resources of the general government, except those required to be accounted for in another fund. The Community Investment Fund is a legally budgeted fund under North Carolina General Statutes; however, for statement presentation, in accordance with GASB 54, it is consolidated in the General Fund.

**County Capital Projects** – constructs, renovates, and equips capital projects for the County through the use of debt and non-debt sources.

**CARES Act Relief** – This fund accounts for funding received from the federal government to cover COVID-19 expenditures for public health emergency.

---

**CABARRUS COUNTY, NORTH CAROLINA**  
**NOTES TO THE FINANCIAL STATEMENTS**  
**For the Fiscal Year Ended June 30, 2024**

---

**Opioid Fund** – This fund reports revenues for amounts paid by a number of corporations to settle various opioid lawsuits. These amounts are restricted to be spent for certain opioid abatement and remediation activities.

The County reports the following major proprietary fund:

**Landfill Fund.** This fund accounts for the operations that are financed and operated in a manner similar to private business or where the board has decided that the determination of revenues earned, costs incurred and/or net income is necessary for management accountability.

The County reports the following fund types:

**Internal Service Fund.** This fund accounts for operations that provide services to other departments or agencies of the government, or to other governments, on a cost-reimbursement basis. The County has two internal service funds, the Medical and Dental Fund and the Property Liability and Workers' Compensation Fund.

**Custodial Funds.** These funds are used to report fiduciary activities that are not required to be reported in pension (and other employee benefit) trust funds, investment trust funds, or private-purpose trust funds. Custodial funds are used to account for assets the County holds on behalf of others that meet certain criteria. The County maintains the following custodial funds: the Undistributed Taxes Fund and the Jail Commissary Fund. The Undistributed Taxes Fund is used to accumulate collected property taxes before they are distributed to local municipalities. The Jail Commissary Fund is used to account for an inmate's money deposited with the County when an inmate is housed at the County Detention Center. The money can be used by the inmate to purchase commissary items. Any unused monies are returned to the inmate upon their release.

**Trust Funds.** This fund is used to report resources that are required to be held in trust for the members and beneficiaries of defined benefit pension plans, defined contribution plans or other postemployment benefit plans. The Other Postemployment Benefits Trust Fund accounts for the County's contributions for healthcare coverage provided to qualified retirees.

**Special Revenue Funds.** These funds account for revenue sources that are legally restricted or committed to expenditures for specific purposes (not including expendable trusts or major capital projects). As a result of the settlement of the OPIOID litigation and the Memorandum of Agreement between the State of North Carolina and local governments, Cabarrus County created one new special revenue fund. The County maintains the following non-major special revenue funds:

*Emergency Telephone System* – accounts for the receipt and disbursement of funds for the Cabarrus County Emergency 911 system.

*Community Development Block Grant* – accounts for the receipt and disbursement of grant funds from the Community Development Block Grant.

*Cabarrus Arena and Events Center* – accounts for the operations of the County owned Arena and Events Center and the annual Cabarrus County Fair.

---

**CABARRUS COUNTY, NORTH CAROLINA**  
**NOTES TO THE FINANCIAL STATEMENTS**  
**For the Fiscal Year Ended June 30, 2024**

---

*Fire Districts* – accounts for the receipt and disbursement of property taxes collected by Cabarrus County and then remitted to each fire department for the purpose of providing fire protection to a specific tax area.

*Sheriff's Department* – collects and appropriates federal and state funds received specifically for the Cabarrus County Sheriff's Department.

*Department of Aging* – collects and appropriates contributions and private donations received specifically for the Cabarrus County Department of Aging's Senior Citizen programs and projects.

*Social Services Payee Fund* - used to account for money deposited with the County through the social services department under a program which manages the financial affairs of persons unable or incapable of managing them on their own.

*Intergovernmental Fund* - used to accumulate fines and forfeitures before distributed to the local schools, and accounts for the accumulation of Register of Deeds fees that the County is required to remit to the State of North Carolina.

**Capital Projects Funds.** These funds account for financial resources to be used for the acquisition or construction of major capital facilities (other than those financed by proprietary funds and trust funds). The County maintains the following non-major capital projects funds:

*Public School Building* – collects state public school funds and lottery proceeds and disbursing the funds for smaller non-debt school capital projects.

*School Capital Projects* – This fund accounts for planning, design, construction and/or renovation of schools using debt and non-debt sources.

*Small Projects* – collects and appropriates General Fund revenues and federal and state grant funds received specifically for use by the appropriate Cabarrus County Department who has received the funds.

**Measurement Focus – Basis of Accounting**

In accordance with North Carolina General Statutes, all funds of the County are maintained during the year using the modified accrual basis of accounting.

*Government-wide, Proprietary, and Fiduciary Fund Financial Statements* – The government-wide, proprietary fund and fiduciary fund financial statements are reported using the economic resources measurement focus. The government-wide, proprietary fund and fiduciary fund financial statements are reported using the accrual basis of accounting. Revenues are recorded when earned and expenses are recorded at the time liabilities are incurred, regardless of when the related cash flows take place. Non-exchange transactions, in which the County gives (or receives) value without directly receiving (or giving) equal value in exchange, include property taxes, grants, and donations. On an accrual basis, revenue from property taxes is recognized in the fiscal year for which the taxes are levied. Revenue from grants, entitlements, and donations is recognized in the fiscal year in which eligibility requirements have been satisfied.

---

**CABARRUS COUNTY, NORTH CAROLINA**  
**NOTES TO THE FINANCIAL STATEMENTS**  
**For the Fiscal Year Ended June 30, 2024**

---

In the Undistributed Tax Fund, a fiduciary custodial fund, ad valorem taxes related to various municipalities, for which the County bills and collects are recorded as a receivable in the period that the taxes are levied. An allowance for uncollectible accounts is also recorded.

Amounts reported as program revenues include 1) charges to customers or applicants for goods, services, or privileges provided, 2) operating grants and contributions, and 3) capital grants and contributions, including special assessments. Internally dedicated resources are reported as general revenues rather than as program revenues. Likewise, general revenues include all taxes.

Proprietary funds distinguish operating revenues and expenses from non-operating items. Operating revenues and expenses generally result from providing services and producing and delivering goods in connection with a proprietary fund's principal ongoing operations. The principal operating revenues of the County enterprise funds are charges to customers for sales and services. Operating expenses for enterprise funds include the cost of sales and services, administrative expenses, and depreciation/amortization on capital assets. All revenues and expenses not meeting this definition are reported as non-operating revenues and expenses.

*Governmental Fund Financial Statements* – Governmental funds are reported using the current financial resources measurement focus and the modified accrual basis of accounting. Under this method, revenues are recognized when measurable and available.

Expenditures are recorded when the related fund liability is incurred, except for principal and interest on general long-term debt, claims and judgments, and compensated absences, which are recognized as expenditures to the extent they have matured. General capital asset acquisitions are reported as expenditures in governmental funds. Issuances of general long-term debt, leases initiated during the year, and new IT subscription acquisitions are reported as other financing sources.

The County considers all revenues available if they are collected within 60 days after year-end, except for property taxes. Ad valorem taxes receivable are not accrued as revenue because the amount is not susceptible to accrual. On June 30, taxes receivable for property other than motor vehicles are materially past due and are not considered to be an available resource to finance the operations of the current year. As of September 1, 2013, state law altered the procedures for the assessment and collection of property taxes on registered motor vehicles in North Carolina. Effective with this change in the law, the State of North Carolina is responsible for billing and collecting the property taxes on registered motor vehicles on behalf of all municipalities and special tax districts. Property taxes are due when vehicles are registered. The billed taxes are applicable to the fiscal year in which they are received. Uncollected taxes that were billed in periods prior to September 1, 2013 and for limited registration plates are shown as a receivable in these financial statements and are offset by deferred inflows of resources.

Sales taxes collected and held by the state at year-end on behalf of the County are recognized as revenue. Intergovernmental revenues and sales and services are not susceptible to accrual because generally they are not measurable until received in cash. All taxes, including those dedicated for specific purposes are reported as general revenues rather than program revenues. Expenditure driven grants are recognized as revenue when the qualifying expenditures have been incurred and all other grant requirements have been satisfied.

Under the terms of grant agreements, the County funds certain programs by a combination of specific cost-reimbursement grants, categorical block grants, and general revenues. Thus, when program expenses are incurred, there are both restricted and unrestricted net positions available to finance the program. It is the County's policy to first apply cost-reimbursement grant resources to such programs, followed by categorical block grants, and then by general revenues.

---

**CABARRUS COUNTY, NORTH CAROLINA**  
**NOTES TO THE FINANCIAL STATEMENTS**  
**For the Fiscal Year Ended June 30, 2024**

---

**C. Budgetary Data**

The County's budgets are adopted as required by the North Carolina General Statutes. An annual budget is adopted for the General Fund, the Community Investment Fund, the Cabarrus Arena and Events Center Special Revenue Fund, the OPIOID Settlement Fund, the Landfill Fund, the Social Services Payee Special Revenue Fund, the Intergovernmental Special Revenue Fund, the Fire Districts Special Revenue Fund, and the Emergency Telephone Special Revenue Fund, all annual appropriations lapse at the fiscal year-end. Project ordinances are adopted for the remaining special revenue funds and the capital projects funds. The County operates under a financial plan for the Medical and Dental and Property Liability and Workers' Compensation Internal Service Funds. The financial plans are adopted by the governing board at the time the County's budget ordinance was approved, as required by the General Statutes. All budgets are prepared using the modified accrual basis of accounting. Expenditures may not legally exceed appropriations at the function level for all annually budgeted funds and at the project level for the multi-year funds.

1. The County Manager may not distribute funds appropriated to a private entity until the County and the private entity enter into a written contract or agreement specifying the following:
  - The purposes for which the private entity may use the funds, which shall comply with the requirements of G.S. 153A-449(a) and N.C. Const. Art. V, Sec. 2.
  - Requirements for accounting for the management and expenditure of county funds.
  - Any other fiscal or programmatic control deemed appropriate by the County Manager to ensure the lawful and appropriate spending and management of the county funds.
2. The County Manager, or his designee, may transfer moneys from one appropriation to another within the same fund. The County Manager must report such transfers to the Board of Commissioners at its next regular meeting and record such notice in the minutes.
3. The Board of Commissioners must approve the use of any contingency appropriation within any fund except for the County Manager may authorize expenditures from contingency appropriations to fund an increase in charter school student enrollment. Expenditures from contingency appropriations authorized by the County Manager must be reported to the board at its next regular meeting and recorded in the minutes.
4. The County Manager, Budget Director, or designee may create debt-financing amendments from estimated projections upon approval by the Board of Commissioners of the debt financing and adjust as needed upon closing.
5. The County Manager or designee may enter into and execute change orders or amendments to construction contracts in amounts less than \$90,000 when the appropriate annual budget or capital project ordinance contains sufficient appropriated but unencumbered funds.
6. The County Manager or designee may execute contracts not required to be bid or which G.S. 143-131 allows an informal bid so long as the annual budget or appropriate capital project ordinance contains sufficient appropriated but unencumbered funds for such purposes.



---

**CABARRUS COUNTY, NORTH CAROLINA**  
**NOTES TO THE FINANCIAL STATEMENTS**  
**For the Fiscal Year Ended June 30, 2024**

---

7. The County Manager or designee may execute contracts with outside agencies to properly document budgeted appropriations to such agencies where G.S. 153A-248(b), 259, 449 and any similar statutes require such contracts.
8. The County Manager or designee may reject formal bids when deemed appropriate and in the best interest of Cabarrus County pursuant to G.S. 143-129(a).
9. The appropriations for Cabarrus County Schools and Kannapolis City Schools are allocated by category. Cabarrus County Schools and Kannapolis City Schools must obtain the approval of the Board of Commissioners for any amendment that would increase or decrease the amount of County appropriations allocated by category by more than ten percent.

In instances where budget appropriations and estimated revenues have been revised during the year, budget data presented in the financial statements represent the final authorized amounts as of June 30, 2024.

Expenditures may not legally exceed budgeted appropriations at the functional level for all annually budgeted funds, financial plans, and multi-year funds. During the year, several supplementary appropriations were necessary. The net effect of the budget amendments from the adopted budget to the final amended budget was immaterial. The budget ordinance must be adopted by July 1 of the fiscal year, or the governing board must adopt an interim budget that covers the time until the annual ordinance can be adopted.

As required by General Statute (G.S.) 159-26(d), the County maintains encumbrance accounts, which are considered to be "budgetary accounts". Encumbrances represent commitments related to unperformed contracts and purchase orders for goods or services. Encumbrances are recognized during the year.

**D. Assets, Liabilities, Deferred Inflows and Outflows and Fund Balance**

**1. Deposits and Investments**

All deposits of the County and its component units are made in board-designated official depositories and are secured as required by G.S. 159-31. The County and its component units may designate, as an official depository, any bank or savings association whose principal office is located in North Carolina. Also, the County and its component unit may establish time deposit accounts such as NOW and SuperNOW accounts, money market accounts, and certificates of deposit.

State law [G.S. 159-30] authorizes the County and its component units to invest in obligations of the United States or obligations fully guaranteed both as to principal and interest by the United States; obligations of the State of North Carolina; bonds and notes of any North Carolina local government or public authority; obligations of certain non-guaranteed federal agencies; certain high quality issues of commercial paper and bankers' acceptances and the North Carolina Capital Management Trust (NCCMT).

General Statute 159-30.1 allows the County to establish and fund an irrevocable trust for the purpose of paying post-employment benefits (OPEB) for which the County is liable. The County Other Postemployment Benefit (OPEB) Trust is managed by the staff of the Department of the State Treasurer and operated in accordance with

---

**CABARRUS COUNTY, NORTH CAROLINA**  
**NOTES TO THE FINANCIAL STATEMENTS**  
**For the Fiscal Year Ended June 30, 2024**

---

state laws and regulations. The Trust is not registered with the SEC. G.S. 159-30(g) allows the County to make contributions to the Trust. The State Treasurer in his discretion may invest the proceeds in equities of certain publicly held companies and long or short-term fixed income investments as detailed in G.S. 147-69.2(b) (1-6) and (8). Funds submitted are held on the State Treasurer's Short-Term Investment Fund (STIF). Allowable STIF investments are detailed in G.S. 147-69.1.

The County's and its component unit's investments with a maturity of more than one year at acquisition, and non-money market investments, are carried at fair value as determined by quoted market prices.

- The NC Capital Management Trust Government Portfolio, a SEC-registered 2a-7 money market mutual fund, that invests in treasuries, governmental agencies, and re-purchase agreements collateralized by treasuries is measured at amortized cost, which approximates fair value, and is the NCCMT's share price. Money market investments that have a remaining maturity at the time of purchase of one year or less are reported at amortized cost. Non-participating interest earning investment contracts are reported at cost.
- Ownership of the STIF is determined on a fair market valuation basis as of fiscal year-end in accordance with the STIF operating procedures. STIF investments are valued by the custodian using Level 2 inputs which in this case involves inputs-other than quoted prices-included with Level 1 that are either directly or indirectly observable for the asset or liability. The STIF is valued at \$1 per share. The STIF portfolio is unrated and had a weighted average maturity at June 30, 2024, of 1.4years. Under the authority of G.S. 147-69.3, no unrealized gains or losses of the STIF are distributed to participants of the fund.

## **2. Cash and Cash Equivalent**

A centralized cash account is maintained and may be used by all funds except the Public-School Building Fund and the OPEB Trust Fund. Interest is allocated quarterly to the owning funds based on the average cash balances outstanding during the quarter. Public School Building Fund cash is held by the Department of State Treasurer, State of North Carolina, in a separate account upon which manual checks may be issued and/or drawdowns of funds may be made.

The County, as well as the Cabarrus Health Alliance, pools monies from several funds to facilitate disbursement and investment and to maximize investment income. The County considers all demand deposits and investments with a maturity date of 90 days or less, at the time of purchase to be cash and cash equivalents.

## **3. Restricted Assets**

ARPA funds are classified as restricted cash because funds must be expended in accordance with the American Rescue Plan Act. Additional restricted amounts at year end are for debt payments held in escrow by agent, unspent grant funds -advances from grantors related to grant advances and cash that is restricted for grant purposes such as SCIF and opioid settlement funds, unspent ERAP funds and funds for the Cabarrus Arena and Events Center. These assets have been reclassified as restricted cash or restricted investments on the Statement of Net Position and the Governmental Balance Sheet. The amounts are considered restricted because their use is expressly prohibited except for the original purpose of which the funds were received.

**CABARRUS COUNTY, NORTH CAROLINA**  
**NOTES TO THE FINANCIAL STATEMENTS**  
**For the Fiscal Year Ended June 30, 2024**

Governmental Activities			
General Fund	Debt payments held in escrow by agent	\$	5,858,519
General Fund	Unspent Grant Funds		2,390,765
County Capital Projects	SCIF funds, including interest		33,334,420
Cares Act Relief	Unspent ARP relief funds		10,919,964
Cares Act Relief	Unspent ERAP funds		7,729
OPIOID Settlement Funds	Unspent OPIOID Settlement funds		4,445,296
Cabarrus Arena and Events Center Fund	Unspent escrow		51,772
Total Restricted Cash		\$	<u>57,008,465</u>

Cash and cash equivalents in the OPEB Trust Fund is considered restricted because it can only be used to pay other postemployment benefit obligations.

**4. Ad Valorem Taxes Receivable**

In accordance with G.S. 105-347 and G.S. 159-13(a), ad valorem taxes on property other than motor vehicles are levied on July 1, the beginning of the fiscal year, and are due on September 1; however, penalties and interest does not accrue until the following January 6. The taxes are based on the assessed values as of January 1, 2023. The legal lien date is January 1.

The County is permitted by North Carolina general statutes to levy taxes up to \$1.50 per \$100 assessed valuation for general governmental services. This limitation does not apply to debt service, court, and jail facilities, funding deficits, conducting elections, kindergarten to post-secondary public education, social services, or joint ventures with other political subdivisions in providing these functions, services, or activities. The County's tax rate for the 2023-2024 fiscal year was \$0.74 per \$100 valuation.

**5. Lease Receivable**

The County's lease receivable is measured at the present value of lease payments expected to be received during the lease term. There are no variable components under the lease agreement. A deferred inflow of resources is recorded for the lease. The deferred inflow of resources is recorded at the initiation of the lease in an amount equal to the initial recording of the lease receivable. The deferred inflow of resources is amortized on a straight-line basis over the term of the lease.

**6. Allowances for Doubtful Accounts**

Ad valorem taxes for the County and various municipalities for which the County bills, and Emergency Management Services receivables that historically experience uncollectible accounts are shown net of an allowance for doubtful accounts. This amount is estimated by analyzing the percentage of receivables that were written off in prior years.

---

**CABARRUS COUNTY, NORTH CAROLINA**  
**NOTES TO THE FINANCIAL STATEMENTS**  
**For the Fiscal Year Ended June 30, 2024**

---

Based on the County's collection history for Landfill accounts and the aging report as of June 30, 2024, the County expects the total accounts receivable for the Landfill to be collected. The County does not consider accounts uncollectible unless greater than three years. Therefore, an allowance for doubtful accounts has not been recorded for the Landfill. Of the total accounts receivable at June 30, 2024, six credit customers had a balance greater than 30 days past due. These accounts are expected to be paid in full.

Opioid settlement funds were earned when the County entered into a settlement agreement. Since some companies may cease making OPIOID settlement payments at some point in the future for various reasons, the County considered a level of offset and recorded an allowance for payments that may not be received.

**7. Inventories and Prepaid items**

Inventories are valued at cost using the first-in/first-out (FIFO) method and consist of expendable supplies and vehicle repair parts. The cost of such inventories is recorded as expenditures/expenses when consumed rather than when purchased. The Cabarrus Health Alliance maintains no inventory.

Certain payments to vendors reflect costs applicable to future accounting periods and are recorded as prepaid items in both government-wide and fund financial statements and expensed as the items are used.

**8. Capital Assets**

Capital assets are defined by the government as assets with an initial, minimum individual cost of \$5,000 and an estimated useful life more than one year. Capital assets, which include property, plant, and equipment, are reported in the applicable governmental or business-type activities columns in the government-wide financial statements. Such assets are recorded at historical cost or estimated historical cost if purchased or constructed. Donated capital assets received prior to June 15, 2015 are recorded at their estimated fair value at the date of donation. Donated capital assets received after June 15, 2015 are recorded at acquisition value. All other purchased or constructed capital assets are reported at cost or estimated historical cost. The costs of normal maintenance and repair that do not add to the value of the assets or materially extend assets lives are not capitalized.

The County holds title to certain Cabarrus County and Kannapolis City Board of Education properties, which have not been included in capital assets. The properties have been deeded to the County to permit Certificates of Participation and installment financing of acquisition and construction costs and to permit the County to receive refunds of sales tax paid for construction costs. Agreements between the County and the Boards of Education give the Boards of Education full use of the facilities, full responsibility for maintenance of the facilities, and provide that the County will convey title to the property back to the Boards of Education once all restrictions of the financing agreements and all sales tax reimbursement requirements have been met. The properties are reflected as capital assets in the financial statements of the Cabarrus County and Kannapolis City Boards of Education.

**CABARRUS COUNTY, NORTH CAROLINA**  
**NOTES TO THE FINANCIAL STATEMENTS**  
**For the Fiscal Year Ended June 30, 2024**

Capital assets are depreciated using the straight-line method over the following estimated useful lives:

<u>Assets</u>	<u>Years</u>
Buildings	40
Building improvements	40
Land improvements	15
Furniture and equipment	7
Reservoir	999
Vehicles and motorized equipment	7

Capital assets of the Cabarrus Health Alliance are depreciated over their useful live on a straight-line basis as follows:

<u>Assets</u>	<u>Years</u>
Office equipment	5
Computer equipment	5
Vehicles	5
Leasehold improvements	15

**9. Right to use assets**

The County has recorded right to use lease assets as a result of implementing GASB 87 and GASB 96. These right to use assets arise in association with agreements where the County reports a lease (only applies when the County is the lessee) or agreements where the County reports an Information Technology (IT) Subscription in accordance with the requirements of GASB 87 and GASB 96, respectively. The right to use assets are initially measured at an amount equal to the initial measurement of the related lease liability plus any lease payments made prior to the lease term, less lease incentives and plus ancillary charges necessary to place the lease into service. The right to use assets are amortized on a straight-line basis over the life of the related lease.

The right to use IT subscription assets are initially measured at an amount equal to the initial measurement of the subscription liability plus any subscription payments made at the start of the subscription term, if applicable, plus capitalizable initial implementation costs at the start of the subscription term, less any incentives received from the IT subscription vendor at the start of the subscription term. Subscription payments, as well as payments for capitalizable implementation costs made before the start of the subscription term should be reported as a prepayment (asset). Such prepayments should be reduced by any incentives received from the same vendor before the start of the subscription term if a right of offset exists. The net amount of the prepayments and incentives should be reported as an asset or liability, as appropriate, before the start of the subscription term at which time the amount should be included in the initial measurement of the subscription asset. The right to use subscription assets should be amortized on a straight-line basis over the subscription term.

---

**CABARRUS COUNTY, NORTH CAROLINA**  
**NOTES TO THE FINANCIAL STATEMENTS**  
**For the Fiscal Year Ended June 30, 2024**

---

**10. Deferred Outflows and Inflows of Resources**

In addition to assets, the Statement of Net Position will sometimes report a separate section for deferred outflow of resources. This separate financial statement element, *Deferred Outflows of Resources*, represents a consumption of net assets that applies to a future period and so will not be recognized as an expense or expenditure until then. The County has three items that meet this criterion – charges on debt refunding, pension and OPEB related deferrals. In addition to liabilities, the Statement of Net Position can also report a separate section for deferred inflows of resources. This separate financial statement element, *Deferred Inflows of Resources*, represents an acquisition of net assets that applies to a future period and so will not be recognized as revenue until then. The County has several items that meet this criterion for this category – prepaid taxes, property tax receivable, ambulance receivable, unavailable revenues, other pension and OPEB related deferrals and lease receivable.

**11. Long-Term Obligations**

In the government-wide financial statements and in the proprietary fund types in the fund financial statements, long-term debt and other long-term obligations are reported as liabilities on the Statement of Net Position.

In the fund financial statements for governmental fund types, the face amount of debt issued is reported as other financing sources.

**12. Compensated Absences**

All permanent and probationary County and Cabarrus Health Alliance employees who are scheduled to work at least 1,000 hours during the calendar year receive vacation and sick leave benefits. The County's vacation policy allows for an unlimited accumulation of earned leave during the calendar year with a maximum of 240 hours (252 hours for 12-hour law enforcement personnel and 318 hours for fire fighter personnel) being carried over to January 1. Vacation exceeding 240 hours (252 hours for 12-hour law enforcement personnel and 318 hours for fire fighter personnel) is converted into sick leave after January 1st. Vacation leave is fully vested when earned. The County budgets and funds the current portion of accumulated vacation leave during each fiscal year. Vacation leave is accrued when incurred in the government-wide, proprietary, and fiduciary fund financial statements. A liability for these amounts is reported in governmental funds only if they have matured, for example, as a result of employee resignations and retirements. The County's and Cabarrus Health Alliance's sick leave policies also allow for unlimited accumulation of earned leave. Sick leave benefits do not vest but any unused leave accumulated at the time of retirement may be used in the determination of length of service for retirement benefit purposes. As there is not an obligation to pay sick leave until it is taken, no liability is recorded for these non-vested benefits.

**13. OPIOID Settlement Funds**

In April 2022, drug manufacturer Johnson & Johnson, and three drug distributors, McKesson, AmerisourceBergen, and Cardinal Health, finalized a \$26 billion-dollar nationwide settlement related to multiple opioid lawsuits. These funds will be disbursed to each participating state over an 18-year period according to an allocation agreement reached with all participating states. The majority of these funds are intended for opioid abatement and the distribution of the funds will be front loaded.

---

**CABARRUS COUNTY, NORTH CAROLINA**  
**NOTES TO THE FINANCIAL STATEMENTS**  
**For the Fiscal Year Ended June 30, 2024**

---

North Carolina’s Memorandum of Agreement (MOA) between the state and local governments for the settlement funds allocates the funds as follows:

- 15% directly to the State (“State Abatement Fund”)
- 80% to abatement funds established by Local Governments (“Local Abatement Funds”)
- 5% to a County Incentive Fund

The County received \$3,353,702 as part of this settlement in Fiscal Year 2024. Per the terms of the MOA, the County created a special revenue fund, the Opioid Settlement Fund, to account for these funds. All funds are to be used for opioid abatement and remediation activities. Funds are restricted until expended. As of June 30, 2023, the County had determined a spending strategy for \$210,000 of the total funds under Option A for recovery support services. As of June 30, 2024, the County had determined two spending strategies totaling \$1,447,702 for the term of February 1, 2024 through June 30, 2027. The two strategies are: evidence-based addiction treatment for \$702,702 and addiction treatment for incarcerated persons for \$745,000. The County expended \$431,131 as of June 30, 2024. The County had not determined a spending strategy for the balance of the funds and the funds are budgeted in an unallocated account.

**14. Reimbursements for Pandemic-related Expenditures**

In Fiscal Year 2021, the American Rescue Plan Act (ARPA) established the Coronavirus State and Local Fiscal recovery Funds to support urgent COVID-19 response efforts and replace lost revenue for eligible state, local, territorial, and tribal governments. Cabarrus County was awarded \$42,043,458 of fiscal recovery funds to be paid in two equal installments. The first installment of \$21,021,729 was received May 2021. The second installment \$21,027,729 was received June 2022. County staff and Board of Commissioners elected to support public health, mental health services, small businesses, non-profits and disproportionately impacted populations and communities. The County spent \$8,569,453 in fiscal year 2023. As of June 30, 2024, the County has spent \$6,949,688.

**15. Net Position/Fund Balances**

**a. Net Position**

Net position in government-wide and proprietary financial statements is classified as net investment in capital assets; restricted and unrestricted. Restricted net position represents constraints on resources that are either externally imposed by creditors, grantors, contributors, or laws and regulations of other governments or imposed by law through state statute.

**b. Fund Balances**

In the governmental fund financial statements, fund balance is composed of five classifications designed to disclose the hierarchy of constraints placed on how fund balance can be spent.

---

**CABARRUS COUNTY, NORTH CAROLINA**  
**NOTES TO THE FINANCIAL STATEMENTS**  
**For the Fiscal Year Ended June 30, 2024**

---

The governmental fund types classify fund balances as follows:

**1. Non-spendable Fund Balance**

This classification includes amounts that cannot be spent because they are either (a) not in spendable form or (b) legally or contractually required to be maintained intact.

*Inventories* – portion of fund balance that is not an available resource because it represents the year-end balance of ending inventories, which are not spendable resources.

*Prepaid Items* – portion of fund balance that is not an available resource because it represents the amount of payment of items that will be expensed in future fiscal years.

*Leases* – portion of fund balance that is not an available resource because it represents the year-end balance of the lease receivable in excess of the deferred inflow of resources for the lease receivable, which is not a spendable resource.

**2. Restricted Fund Balance**

This classification includes amounts that are restricted to specific purposes externally imposed by creditors or imposed by law.

*Restricted for Stabilization by State Statute* – North Carolina G.S. 159-8 prohibits units of government from budgeting or spending a portion of their fund balance. This is one of several statutes enacted by the North Carolina State Legislature in the 1930's that were designed to improve and maintain the fiscal health of local government units. Restricted by State Statute (RSS) is calculated at the end of each fiscal year for all annually budgeted funds. The calculation in G.S. 159-8(a) provides a formula for determining what portion of fund balance is available for appropriation. The amount of fund balance not available for appropriation is what is known as "restricted by state statute". *Appropriated fund balance in any fund shall not exceed the sum of cash and investments minus the sum of liabilities, encumbrances and deferred revenues arising from cash receipts, as those figures stand at the close of the fiscal year next preceding the budget.* Per GASB guidance, RSS is considered a resource upon which a restriction is "imposed by law through constitutional provisions or enabling legislation." RSS is reduced by inventories and prepaids as they are classified as non-spendable. Outstanding Encumbrances are included within RSS. RSS is included as a component of Restricted Net position and Restricted fund balance on the face of the balance sheet. For the fiscal year ended June 30, 2024, \$4,670,122 was related to the General Fund and \$76,847,493 was for County Capital Projects Fund, \$10,506,391 for CARES fund, 109,480 for the Opioid Settlement Fund and \$1,044,945 for other non-major funds.

*Restricted for Register of Deeds* – portion of fund balance that is restricted by revenue source to pay for automation enhancement improvements in the Register of Deeds' office.

*Restricted for Emergency Telephone* – portion of fund balance restricted for expenditures to enhance the state's 911 system.



---

**CABARRUS COUNTY, NORTH CAROLINA**  
**NOTES TO THE FINANCIAL STATEMENTS**  
**For the Fiscal Year Ended June 30, 2024**

---

*Restricted for Public Safety* - portion of fund balance restricted by revenue source for unspent Federal Forfeiture Funds, Emergency Management Operations, State Criminal Alien Assistance Program, Animal Shelter Donations and support of the administration and activities of the inspection department.

*Restricted for Soil & Water Programs* – portion of fund balance restricted by revenue source for unspent Conservation Grant proceeds used for Soil and Water Land conservation projects.

*Restricted for Culture and Recreation* – portion of fund balance restricted by revenue source for unspent grants.

*Restricted for Social Services* – portion of fund balance restricted by revenue source for various unspent grants.

*Restricted for School Debt and Construction* – portion of fund balance restricted by revenue source to be used for school debt service payments and construction.

*Restricted for Cabarrus Arena & Events Center* – portion of fund balance restricted by revenue source for use as an at-risk fund for the Cabarrus Arena and Events Center operations.

*Restricted for Human Services* – portion of fund balance restricted for unspent 4H Cannon Grant and funds received for Social Services Payees’.

Restricted net position on Exhibit 1 varies from restricted fund balance on Exhibit 3 as of June 30, 2024 by the amount of Register of Deeds’ Pension Plan of \$255,522.

### **3. Committed Fund Balance**

The committed fund balance classification includes amounts that can be used only for the specific purposes determined by a formal action of the government’s highest level of decision-making authority. The Board of Commissioners is the highest level of decision-making authority for the government that can, by adoption of an ordinance prior to the end of the fiscal year, commit fund balance. Once adopted, the limitation imposed by the ordinance remains in place until a similar action is taken (the adoption of another ordinance) to remove or revise the limitation.

*Committed for Community Investment Fund* – portion of fund balance budgeted by the governing board to pay for future capital projects.

*Committed for General Government* – portion of fund balance budgeted by the governing board for ERP software upgrade and support for recruitment.

*Committed for Public Safety* – portion of fund balance committed by the governing board by revenue source to pay for EMS vehicle and Sheriff radio expenses.

---

**CABARRUS COUNTY, NORTH CAROLINA**  
**NOTES TO THE FINANCIAL STATEMENTS**  
**For the Fiscal Year Ended June 30, 2024**

---

*Committed for Economic & Physical Development* – portion of fund balance committed by the governing board for economic development expenditures.

*Committed for Human Services* – portion of fund balance committed by the governing board for Department of Human Services projects.

*Committed for Education* – portion of fund balance committed by the governing board for planning, designing and construction of public schools.

#### **4. Assigned Fund Balance**

The County's governing body has the authority to assign fund balance. The Manager and Deputy County Managers, as granted in the officially adopted budget ordinance, have been granted limited authority to assign fund balance.

*Assigned for General Government* – portion of fund balance that is intended to be used for 1) property tax appeals 2) extraordinary circumstances 3) pending and potential claims and 4) uncompleted projects budgeted in subsequent years expenditures.

*Assigned for Public Safety* – portion of fund balance intended to be used for uncompleted Emergency Medical Services and Sheriff Department projects.

*Assigned for Human Services* – portion of fund balance intended to be used for health and human service activities.

*Assigned for Culture and Recreation* – portion of fund balance intended to be used for parks project.

*Assigned for Subsequent Years Expenditures* – portion of fund balance appropriated for the subsequent years budget.

#### **5. Unassigned Fund Balance**

Unassigned fund balance represents the portion of fund balance that has not been restricted, committed, or assigned to specific purposes or other funds. Only the General Fund may report a positive unassigned fund balance. In other governmental funds, if expenditures incurred for specific purposes exceed the amounts that are restricted, committed, or assigned to those purposes, it may be necessary to report a negative unassigned fund balance in that fund.

Cabarrus County has revenue spending procedures that provide guidance for programs with multiple revenue sources. The Finance Director will use resources in the following order: bond/issuance of debt, federal funds, state funds, local funds, County funds. For purposes of fund balance classification, expenditures are to be spent from restricted fund balance first, followed in-order by committed fund balance, assigned fund balance, and lastly unassigned fund balance. The Finance Director has the authority to deviate from this policy if it is in the best interest of the County or when required by grant or other contractual agreements.

**CABARRUS COUNTY, NORTH CAROLINA**  
**NOTES TO THE FINANCIAL STATEMENTS**  
**For the Fiscal Year Ended June 30, 2024**

Cabarrus County has a Fund Balance Policy. On June 14, 2005 (revised March 15, 2010), the Board of Commissioners adopted a resolution formalizing the following fiscal management policies to be incorporated into the County’s budget document beginning with the 2006 fiscal year:

1. Recurring, operational expenses of the County government will only be funded through recurring revenue sources.
2. The County will maintain an undesignated fund balance equal to 15% of General Fund expenditures; and
3. Upon the completion of the annual audit of the County finances, any undesignated fund balance above 15% will be transferred to the Community Investment Fund, to reduce reliance on debt financing; or to the Self- Funded Hospitalization Fund, the Self-Funded Liability Fund or the Self-Funded Workers’ Compensation Fund as required to maintain the integrity of those funds.
4. Notwithstanding the requirements of items 1, 2, and 3 above, fund balance may be appropriated for any use in the General Fund to overcome revenue shortfalls related to significant downturns in the economy.

On June 18, 2019, the Board of Commissioners adopted a resolution formalizing the following fiscal management policies to be incorporated into the County’s budget document beginning with the 2019 fiscal year:

If unassigned fund balance at the end of the current fiscal year is less than the approved fund balance level, the deficiency should be replenished in the coming fiscal years, not to exceed a total of three consecutive years.

The following schedule provides management and citizens with information on the portion of General fund balance that is available for appropriation.

Total fund balance - General Fund	\$ 235,888,867
Less:	
Inventories	478,376
Prepaid items	216,867
Stabilization by state statute	35,700,933
Restricted for debt payments	5,858,519
Restricted for Building Inspections	11,754,443
Committed for Community Investment Fund	80,228,331
Committed for unpaid tax incentives	5,264,727
Uncompleted FY24 projects	4,536,208
General Government assignments	8,455,901
Working Capital/Fund Balance Policy	59,270,448
Fund balance remaining for appropriation	<u>\$ 24,124,114</u>

**16. Defined Benefit Pension Plans**

The County participates in three cost-sharing, multiple employers, defined benefit pension plans that are administered by the state: the Local Governmental Employees' Retirement System (LGERS) the Register of Deeds' Supplemental Pension Fund (RODSPF), (collectively the "state-administered defined benefit pension plans") and one other postemployment benefit plan (OPEB), the Healthcare Benefits Plan (HCB). For purposes of measuring the net pension asset or liability, deferred outflows of resources and deferred inflows or resources related to pensions and pension expense, information about the fiduciary net positions of the state-administered defined benefit pension plans and additions to/deductions from the state-administered defined benefit pension plans' fiduciary net positions have been determined on the same basis as they are reported by the state-administered defined benefit pension plans. For this purpose, plan member contributions are recognized in the period in which contributions are due. The County's employer contributions are recognized when due and the County has a legal requirement to provide the contributions. Benefits and refunds are recognized when due and payable in accordance with the terms of the state-administered defined benefit pension plans. For purposes of measuring the net OPEB liability, deferred outflows and inflows of resources related to OPEB and OPEB expense, information about the fiduciary net position of the HCB and additions to/deductions from the HCB's fiduciary net position have been determined on the same basis as they are reported by the HCB. For this purpose, the HCB recognizes benefit payments when due and payable in accordance with the benefit terms. Investments for all plans are reported at fair value.

**E. Management Estimates**

The preparation of financial statements in conformity with accounting principles generally accepted in the United States of America requires management to make estimates and assumptions that affect the reported amounts of assets and liabilities and disclosure of contingent assets and liabilities at the date of the financial statements and the reported amounts of revenues and expenditures/expenses during the reporting period. Actual results could differ from those estimates.

**F. Other Resources**

The General Fund provides the basis of local resources for other governmental funds. These transactions are recorded as "Transfers-out" in the General Fund and "Transfers-in" in the receiving fund.

**G. Comparative Data/Reclassifications**

Comparative data for the prior years have been presented in the Management Discussion and Analysis report, the Notes to the Financial Statements and Statistical Tables in order to provide an understanding of the changes in the financial position and operations of the County. Also, certain amounts presented in the prior year data have been reclassified in order to be consistent with the current year's presentation.

---

**CABARRUS COUNTY, NORTH CAROLINA**  
**NOTES TO THE FINANCIAL STATEMENTS**  
**For the Fiscal Year Ended June 30, 2024**

---

**NOTE 2. DETAIL NOTES ON ALL FUNDS**

**A. Assets**

**1. Deposits**

All of the County's and its component unit's deposits are either insured or collateralized by using one of two methods. Under the Dedicated Method, all deposits that exceed the federal depository insurance coverage level are collateralized with securities held by the County's agents in these units' names. Under the Pooling Method, which is a collateral pool, all uninsured deposits are collateralized with securities held by the State Treasurer's agent in the name of the State Treasurer. Since the State Treasurer is acting in a fiduciary capacity for the County and its component units, these deposits are considered to be held by their agents in the entities' names. The amount of pledged collateral is based on an approved averaging method for noninterest-bearing deposits and the actual current balance for interest-bearing deposits. Depositories using the Pooling Method report to the State Treasurer the adequacy of their pooled collateral covering uninsured deposits. The State Treasurer does not confirm this information with the County, its component units, or the escrow agent. Because of the inability to measure the exact amounts of collateral pledged for the County or its component units under the Pooling Method, the potential exists for under-collateralization, and this risk may increase in periods of high cash flows. However, the State Treasurer of North Carolina enforces strict standards of financial stability for each depository that collateralizes public deposits under the Pooling Method. Cabarrus County has no formal policy regarding custodial credit risk for deposits but relies on the State Treasurer to enforce standards of minimum capitalization for all pooling method financial institutions and to monitor them for compliance. The County analyzes the financial soundness of any other financial institution used by the County. The County complies with the provisions of G.S. 159-31 when designating official depositories and verifying that deposits are properly secured. The Cabarrus Health Alliance has no formal policy regarding custodial credit risk for deposits.

At June 30, 2024, the carrying amount of the County's bank deposits, including custodial fund, was \$48,424,329 and the bank balance was \$48,333,358. Of the bank balance, \$958,403 was covered by federal depository insurance, and \$47,374,955 was covered by collateral, held by authorized escrow agents in the name of the County, under the Pooling Method. At June 30, 2024, the County had \$8,210 cash on hand.

At June 30, 2024, the carrying amount of the Cabarrus Health Alliance's bank deposits was \$1,719,316 and the bank balance was \$2,214,641. Of the bank balance, \$250,000 was covered by federal depository insurance and the remainder was covered by collateral held under the pooling method. At June 30, 2024, the Cabarrus Health Alliance had \$3,600 of cash on hand. At June 30, 2024 the Alliance's investments consisted of \$5,540,603 in the North Carolina Capital Management Trust's Government Portfolio, which carried a credit rating of AAA by Standard and Poor's. The NCCMT Government Portfolio's valuation measurement method is Amortized Cost. The Alliance does not have a formal policy regarding credit risk or interest rate risk.

**CABARRUS COUNTY, NORTH CAROLINA**  
**NOTES TO THE FINANCIAL STATEMENTS**  
**For the Fiscal Year Ended June 30, 2024**

**2. Investments**

As of June 30, 2024, the County had the following investments and maturities:

Investment Type	Valuation Measurement Method	Fair Value	Less Than 6 Months	6-12 Months	1-3 Years
US Government Agencies	Fair Value-Level 2	\$ 59,263,584	\$ -	\$ 49,343,884	\$ 9,919,700
US Treasuries	Fair Value-Level 1	32,989,797	-	32,989,797	-
Commercial Paper	Fair Value-Level 2	81,413,889	-	81,413,889	-
NC Capital Management Trust:					
Government Portfolio	Fair Value-Level 1	128,252,006	128,252,006	-	-
<b>Total</b>		<b>\$ 301,919,276</b>	<b>\$ 128,252,006</b>	<b>\$ 163,747,570</b>	<b>\$ 9,919,700</b>

Level of fair value hierarchy: Level 1: Debt securities valued using directly observable, quoted prices (unadjusted) in active markets for identical assets. Level Two: Debt securities are valued using a matrix pricing technique. Matrix pricing is used to value securities on the securities' relationship to benchmark quoted prices.

*Interest Rate Risk.* As a means of limiting its exposure to fair value losses arising from rising interest rates, the County's investment policy limits at least half of the County's investment portfolio to maturities of less than 12 months. Also, the County's investment policy requires purchases of securities to be laddered with staggered maturity dates and limits all securities to a final maturity of no more than five years.

*Credit Risk.* The County's investment policy limits investments to the provisions of G.S. 159-30 and restricts the purchase of securities to the highest possible ratings whenever particular types of securities are rated. State law limits investments in commercial paper to the top rating issued by nationally recognized statistical rating organizations (NRSROs). As of June 30, 2024, The County's investment in commercial paper were rated A-1 and A-1+ by Standard & Poor's, F-1 and F-1+ by Fitch Ratings, and P-1 by Moody's Investors Service. The County's investments in the NC Capital Management Trust Government Portfolio carried a credit rating of AAAm by Standard & Poor's and AAA-mf by Moody's Investor Service as of June 30, 2024. The County's investment in US Agencies (Federal Home Loan Bank, Federal Home Loan Mortgage Corporation, Federal National Mortgage Association) are rated Aaa and Federal Farm Credit Bank is rated AA+ by Moody's Investors Service.

*Custodial Credit Risk.* For an investment, custodial credit risk is the risk that in the event of the failure of the counterparty, the County will not be able to recover the value of its investments or collateral securities that are in the possession of an outside party. The County's formal policy indicates that the County shall utilize a third-party custodial agent for book entry transactions, all of which shall be a trust department authorized to do trust work in North Carolina who has an account with the Federal Reserve. Certificated securities shall be in the custody of the designated investment officer.

---

**CABARRUS COUNTY, NORTH CAROLINA**  
**NOTES TO THE FINANCIAL STATEMENTS**  
**For the Fiscal Year Ended June 30, 2024**

---

*Concentration of Credit Risk.* The County places a limit of 10% on the amount that the County may invest in any one issuer of commercial paper or banker's acceptances. More than 5% of the County's investments are in Toyota Motor Corporation's, MUFG BK LTD NY BRH, Landesbank Baden Wurttemberg NY and Federal Home Loan Bank securities. These investments are 6.8%, 5.2%, 7.9% and 13.8% respectively, of the County's total investment. The County has adopted a policy of maximum exposure of 60% in US Government Agencies.

At June 30, 2024, the Cabarrus Health Alliance's investments consisted of \$5,540,603 in the North Carolina Capital Management Trust's Government Portfolio, which carried a credit rating of AAA by Standard and Poor's. The Government portfolio's valuation measurement method is amortized cost. The Cabarrus Health Alliance does not have a formal policy regarding credit risk or interest rate risk.

### **3. OPEB Trust Fund**

At June 30, 2024, the County's health Care Plan has \$6,287,748 invested in the North Carolina State Treasurer's Local government Other Post-Employment (OPEB) Trust pursuant to G.S. 15-30.1. The State Treasurer's OPEB Trust may invest in public equities and both long-term and short-term fixed income obligations as determined by the State Treasurer pursuant to the General Statutes. At year-end, the County's OPEB Trust was invested as follows: State Treasurer's Short Term Investment Fund (STIF) 100%, which is reported as cash and cash equivalents.

*Level of the Fair Value Hierarchy:* Ownership of the STIF is determined on a fair market valuation basis as of fiscal year end in accordance with STIF operating procedures. STIF investments are valued by the custodian using Level 2 inputs which in this case involves inputs-other than quoted prices-included within Level 1 that are either directly or indirectly observable for the asset or liability. The STIF is valued at \$1 per shar. The STIF portfolio is unrated and had a weighted average maturity at June 30, 2024, of 1.4 years.

*Valuation Technique:* North Carolina Department of State Treasurer OPEB Trust investments are measured using the market approach: using prices and other relevant information generated by marker transactions involving identical or comparable assets or group of assets.

*Interest Rate Risk* – The County does not have a formal investment interest rate policy for the OPEB Trust Fund that manages its exposure to fair value losses arising from increasing interest rates. The State Treasurer's STIF is unrated and had a weighted average maturity of 0.7 years at June 30, 2024.

*Credit Risk* – The County does not have a formal investment policy regarding credit risk for the HCB Pan Fund. The STIF is unrated and authorized under NC General Statute 147-69.1. The State Treasurer's STIF is invested in highly liquid fixed income securities consisting primarily of short to intermediate term treasuries, agencies, and money market instruments.

### **4. Property Tax-Use-Value Assessment on Certain Lands**

In accordance with North Carolina general statutes, agriculture, horticulture, and forestland may be taxed by the County at present-use value as opposed to market value. When the property loses its eligibility for use-value taxation, the property tax is recomputed at market value for the current year and the three preceding fiscal

**CABARRUS COUNTY, NORTH CAROLINA**  
**NOTES TO THE FINANCIAL STATEMENTS**  
**For the Fiscal Year Ended June 30, 2024**

years along with accrued interest from the original due date. This tax is immediately due and payable. The amounts shown in the table are property taxes that could become due if present use-value eligibility is lost. These amounts have not been recorded in the financial statements.

<u>Year Levied</u>	<u>Tax</u>	<u>Interest</u>	<u>Total</u>
2021	\$ 6,180,192	\$ 1,467,796	\$ 7,647,988
2022	6,217,004	917,008	7,134,012
2023	6,384,447	367,106	6,751,553
2024	7,884,410	-	7,884,410
Total	<u>\$ 26,666,053</u>	<u>\$ 2,751,910</u>	<u>\$ 29,417,963</u>

**5. Receivables**

**a. Government-wide Receivables**

Receivables at the government-wide level for the Primary Government at June 30, 2024 were as follows:

	<u>Accounts</u>	<u>Customers</u>	<u>Lease Receivable</u>	<u>Due from other Governments</u>	<u>Taxes and Interest</u>	<u>Total</u>
<b>Governmental Activities:</b>						
General	\$ 3,632,905	\$ 15,958,390	\$ 562,635	\$ 24,281,235	\$ 6,622,153	\$ 51,057,318
Other governmental	13,803,038	-	-	99,565	-	13,902,603
Total receivables	17,435,943	15,958,390	562,635	24,380,800	6,622,153	64,959,921
Allowance for doubtful accounts	-	(13,379,981)	-	-	(1,601,516)	(14,981,497)
Total-governmental activities	<u>\$ 17,435,943</u>	<u>\$ 2,578,409</u>	<u>\$ 562,635</u>	<u>\$ 24,380,800</u>	<u>\$ 5,020,637</u>	<u>\$ 49,978,424</u>
<b>Business-type Activities:</b>						
Landfill	\$ -	\$ 28,672	\$ -	\$ 124,411	\$ -	\$ 153,083
Total-business-type activities	<u>\$ -</u>	<u>\$ 28,672</u>	<u>\$ -</u>	<u>\$ 124,411</u>	<u>\$ -</u>	<u>\$ 153,083</u>

On 07/01/2021, Cabarrus County, NC entered into a 42-month lease as Lessor for the use of Office Space - 715 Cabarrus Avenue - USDA. An initial lease receivable was recorded in the amount of \$112,377. As of 06/30/2024, the value of the lease receivable is \$16,258 and the value of the short-term lease receivable is \$16,258. The lessee is required to make monthly fixed payments of \$2,717. The lease has an interest rate of 0.8930%. The buildings estimated useful life was 0 months as of the



---

**CABARRUS COUNTY, NORTH CAROLINA**  
**NOTES TO THE FINANCIAL STATEMENTS**  
**For the Fiscal Year Ended June 30, 2024**

---

contract commencement. The value of the deferred inflow of resources as of 06/30/2024 was \$24,143, and Cabarrus County, NC recognized lease revenue of \$32,108 during the fiscal year.

On 07/01/2021, Cabarrus County, NC entered into a 37-month lease as Lessor for the use of Verizon Tower - 700 Walker Road. An initial lease receivable was recorded in the amount of \$82,671. As of 06/30/2024, the value of the lease receivable is \$4,396 and the value of the short-term lease receivable is \$4,396. The lessee is required to make monthly fixed payments of \$2,200. The lease has an interest rate of 0.7268%. The infrastructure estimated useful life was 0 months as of the contract commencement. The value of the deferred inflow of resources as of 06/30/2024 was \$2,523, and Cabarrus County, NC recognized lease revenue of \$26,716 during the fiscal year.

On 07/01/2021, Cabarrus County, NC entered into a 72-month lease as Lessor for the use of AT&T Cell Phone Tower Lease - 698 Walker road. An initial lease receivable was recorded in the amount of \$131,352. As of 06/30/2024, the value of the lease receivable is \$66,993 and the value of the short-term lease receivable is \$22,261. The lessee is required to make monthly fixed payments of \$1,700. The lease has an interest rate of 0.3160%. The Land estimated useful life was 0 months as of the contract commencement. The value of the deferred inflow of resources as of 06/30/2024 was \$65,676, and Cabarrus County, NC recognized lease revenue of \$21,892 during the fiscal year. The lessee has 3 extension option(s), each for 60 months.

On 07/01/2021, Cabarrus County, NC entered into a 76-month lease as Lessor for the use of Verizon Tower - Rockland circle. An initial lease receivable was recorded in the amount of \$185,100. As of 06/30/2024, the value of the lease receivable is \$102,117 and the value of the short-term lease receivable is \$29,479. The lessee is required to make monthly fixed payments of \$2,388. The lease has an interest rate of 1.2166%. The infrastructure estimated useful life was 0 months as of the contract commencement. The value of the deferred inflow of resources as of 06/30/2024 was \$97,422, and Cabarrus County, NC recognized lease revenue of \$29,226 during the fiscal year. The lessee has 3 extension option(s), each for 60 months.

On 09/01/2023, Cabarrus County, NC entered into a 60-month lease as Lessor for the use of Milestone Partners Lease. An initial lease receivable was recorded in the amount of \$443,043. As of 06/30/2024, the value of the lease receivable is \$372,871 and the value of the short-term lease receivable is \$86,003. The lessee is required to make monthly fixed payments of \$7,823. The lease has an interest rate of 2.3660%. The buildings estimated useful life was 0 months as of the contract commencement. The value of the deferred inflow of resources as of 06/30/2024 was \$443,043, and Cabarrus County, NC recognized lease revenue of \$73,841 during the fiscal year. The lessee has 5 extension option(s), each for 12 months. Cabarrus County, NC has 5 extension option(s), each for 12 months.

**CABARRUS COUNTY, NORTH CAROLINA**  
**NOTES TO THE FINANCIAL STATEMENTS**  
**For the Fiscal Year Ended June 30, 2024**

Fiscal Year	Principal and Interest Expected to Maturity		
	Lease Receivables		
	Governmental Activities		
	Principal Payments	Interest Payments	Total Payments
2025	\$ 158,397	\$ 9,181	\$ 167,578
2026	140,846	6,643	147,489
2027	144,023	4,090	148,113
2028	103,052	1,584	104,636
2029	16,317	46	16,363
Total	<u>\$ 562,635</u>	<u>\$ 21,544</u>	<u>\$ 584,179</u>

Due from other governments that is owed to the County consists of the following:

	Governmental Activities	Business Type Activities
Local option sales tax	\$ 12,561,248	\$ -
NCVTS	3,166,239	-
Grants	225,620	-
Other	8,427,693	-
Solid waste disposal tax	-	13,653
Scrap tire tax	-	110,758
	<u>\$ 24,380,800</u>	<u>\$ 124,411</u>

**CABARRUS COUNTY, NORTH CAROLINA**  
**NOTES TO THE FINANCIAL STATEMENTS**  
**For the Fiscal Year Ended June 30, 2024**

**Discretely Presented Component Unit CHA**

Receivables at the government-wide level for the Cabarrus Health Alliance at June 30, 2024, were as follows:

	<u>Accounts</u>	<u>Customers</u>	<u>Taxes</u>	<u>Total</u>
<b>Governmental Activities:</b>				
General	\$ 5,207,443	\$ 867,725	\$ 164,734	\$ 6,239,902
Allowance for doubtful accounts	-	(233,777)	-	(233,777)
Total receivables	<u>5,207,443</u>	<u>633,948</u>	<u>164,734</u>	<u>6,006,125</u>
Total-governmental activities	<u>\$ 5,207,443</u>	<u>\$ 633,948</u>	<u>\$ 164,734</u>	<u>\$ 6,006,125</u>

**6. Capital Assets**

	<u>Beginning Balance</u>	<u>Increases</u>	<u>Decreases</u>	<u>Ending Balance</u>
Governmental activities:				
Capital assets not being depreciated:				
Land	\$ 27,884,216	\$ 2,453,573	\$ -	\$ 30,337,789
Construction in progress	<u>40,439,886</u>	<u>69,117,067</u>	<u>(37,124,997)</u>	<u>72,431,956</u>
Total capital assets not being depreciated	<u>68,324,102</u>	<u>71,570,640</u>	<u>(37,124,997)</u>	<u>102,769,745</u>
Capital assets being depreciated:				
Buildings	284,242,592	7,631,995	-	291,874,587
Building improvements	25,128,444	29,050,642	-	54,179,086
Equipment	24,524,666	1,202,444	-	25,727,110
Furniture and fixtures	1,976,541	-	-	1,976,541
Land improvements	13,235,924	2,475,195	-	15,711,119
Vehicles	20,408,844	5,158,262	(2,118,067)	23,449,039
Reservoir	<u>21,743,730</u>	<u>-</u>	<u>-</u>	<u>21,743,730</u>
Total capital assets being depreciated	<u>391,260,741</u>	<u>45,518,538</u>	<u>(2,118,067)</u>	<u>434,661,212</u>

**CABARRUS COUNTY, NORTH CAROLINA**  
**NOTES TO THE FINANCIAL STATEMENTS**  
**For the Fiscal Year Ended June 30, 2024**

	<u>Beginning Balance</u>	<u>Increases</u>	<u>Decreases</u>	<u>Ending Balance</u>
Less accumulated depreciation for:				
Buildings	61,803,900	7,087,980	-	68,891,880
Building improvements	9,284,006	770,072	-	10,054,078
Equipment	21,580,167	869,225	-	22,449,392
Furniture and fixtures	1,577,470	60,840	-	1,638,310
Land Improvements	8,712,544	494,897	-	9,207,441
Vehicles	13,248,413	2,401,661	(2,055,503)	13,594,571
Reservoir	587,669	21,766	-	609,435
Total accumulated depreciation	<u>116,794,169</u>	<u>11,706,441</u>	<u>(2,055,503)</u>	<u>126,445,107</u>
 Total capital assets, being depreciated, net	<u>274,466,572</u>	<u>33,812,097</u>	<u>(62,564)</u>	<u>308,216,105</u>
 Capital assets being amortized				
Right To use assets:				
Leased equipment	579,173	594,018	(579,174)	594,017
Leased buildings	5,302,740	-	-	5,302,740
IT subscriptions	1,167,915	956,061	(1,096)	2,122,880
	<u>7,049,828</u>	<u>1,550,079</u>	<u>(580,270)</u>	<u>8,019,637</u>
Less accumulated amortization for:				
Right To use assets:				
Leased equipment	464,355	178,512	(579,174)	63,693
Leased buildings	1,787,329	893,664	-	2,680,993
IT subscriptions	338,677	603,662	(1,096)	941,243
Total accumulated amortization	<u>2,590,361</u>	<u>1,675,838</u>	<u>(580,270)</u>	<u>3,685,929</u>
 Total right to use assets, net	<u>4,459,467</u>	<u>(125,759)</u>	<u>-</u>	<u>4,333,708</u>
 Governmental and Internal Service Fund Capital Assets, net	<u>\$ 347,250,141</u>	<u>\$ 105,256,978</u>	<u>\$ (37,187,561)</u>	<u>\$ 415,319,558</u>

**CABARRUS COUNTY, NORTH CAROLINA**  
**NOTES TO THE FINANCIAL STATEMENTS**  
**For the Fiscal Year Ended June 30, 2024**

Depreciation and amortization expense was charged to function/programs of the primary government as follows:

Governmental activities:	
General government	\$ 2,767,978
Public safety	8,830,092
Economic & physical development	41,390
Environmental protection development	73,417
Human services	344,037
Culture & recreation	<u>1,325,365</u>
Total depreciation and amortization expense - governmental & internal services activities	<u><u>\$ 13,382,279</u></u>

Capital asset activity for the year ended June 30, 2024:

	<u>Beginning Balance</u>	<u>Increases</u>	<u>Decreases</u>	<u>Ending Balance</u>
Business-type activities:				
Capital assets, not being depreciated:				
Land	\$ 490,447	\$ -	\$ -	\$ 490,447
Capital assets, being depreciated:				
Land improvements	2,376,141	-	-	2,376,141
Vehicles	2,051,326	-	(10,275)	2,041,051
Equipment	301,514	1,038,838	-	1,340,352
Buildings	<u>1,256,544</u>	-	-	<u>1,256,544</u>
Total capital assets, being depreciated	<u>5,985,525</u>	<u>1,038,838</u>	<u>(10,275)</u>	<u>7,014,088</u>
Less accumulated depreciation for:				
Land improvements	1,491,393	99,779	-	1,591,172
Vehicles	1,938,900	18,435	(10,275)	1,947,060
Equipment	259,310	31,743	-	291,053
Buildings	<u>533,693</u>	<u>31,414</u>	-	<u>565,107</u>
Total accumulated depreciation	<u>4,223,296</u>	<u>181,371</u>	<u>(10,275)</u>	<u>4,394,392</u>
Total capital assets, being depreciated, net	<u>1,762,229</u>	<u>857,467</u>	-	<u>2,619,696</u>
Proprietary capital assets, net	<u><u>\$ 2,252,676</u></u>	<u><u>\$ 857,467</u></u>	<u><u>\$ -</u></u>	<u><u>\$ 3,110,143</u></u>

**CABARRUS COUNTY, NORTH CAROLINA**  
**NOTES TO THE FINANCIAL STATEMENTS**  
**For the Fiscal Year Ended June 30, 2024**

**Construction Commitments**

The government has active construction projects as of June 30, 2024. The projects include New School Construction (Multiple Schools Roof Replacements, R. Brown McAllister Elementary School, Fred L. Wilson Elementary School, Opportunity School, Cabarrus Health Science Institute), Renovations to Existing Courthouse, Mt. Pleasant Library, Health Services Center, Mental Health Facility, and Afton Library and Senior Center. At year-end, the government's commitments with contractors are as follows:

	<u>Spent-To-Date</u>	<u>Remaining Commitment</u>
School new construction	\$ 47,818,029	\$ 26,327,248
Mt. Pleasant Library	16,974,319	2,025,682
Health Services Center	167,350	21,947,650
Operations Center Building	5,347,470	3,157,874
Mental Health Facility	1,969,924	34,594,246
Afton Library & Senior Center	15,316,275	9,093,292
Existing Courthouse Renovation	26,669,912	4,801,807
	<u>\$ 114,263,279</u>	<u>\$ 101,947,799</u>

**Discretely Presented Component Unit**

Capital asset activity for Cabarrus Health Alliance for the year ended June 30, 2024, was as follows:

	<u>Beginning Balance</u>	<u>Increases</u>	<u>Decreases</u>	<u>Ending Balance</u>
Capital assets, being depreciated:				
Furniture and fixtures	\$ 397,513	\$ 333,957	\$ -	\$ 731,470
Vehicles	1,269,591	29,738	(33,593)	1,265,736
Equipment	1,541,416	33,000	(10,806)	1,563,610
Land improvements	618,927	177,510	(600,505)	195,932
Total capital assets being depreciated	<u>3,827,447</u>	<u>574,205</u>	<u>(644,904)</u>	<u>3,756,748</u>

**CABARRUS COUNTY, NORTH CAROLINA**  
**NOTES TO THE FINANCIAL STATEMENTS**  
**For the Fiscal Year Ended June 30, 2024**

	<u>Beginning Balance</u>	<u>Increases</u>	<u>Decreases</u>	<u>Ending Balance</u>
Less accumulated depreciation:				
Furniture and fixtures	390,568	56,935	-	447,503
Vehicles	562,986	183,344	(33,593)	712,737
Equipment	1,097,888	173,469	(10,806)	1,260,551
Land improvements	602,143	9,117	(600,505)	10,755
Total accumulated depreciation	<u>2,653,585</u>	<u>422,865</u>	<u>(644,904)</u>	<u>2,431,546</u>
Total governmental activities, being depreciated (net)	<u>1,173,862</u>	<u>151,340</u>	<u>-</u>	<u>1,325,202</u>
Capital assets, being amortized:				
Right to use assets:				
Leased equipment	172,294	12,077	-	184,371
Leased building	703,531	293,799	(261,385)	735,945
Total right to use assets	<u>875,825</u>	<u>305,876</u>	<u>(261,385)</u>	<u>920,316</u>
Less accumulated amortization:				
Leased equipment	25,627	39,226	-	64,853
Leased building	388,903	298,152	(313,703)	373,352
Total right to use assets	<u>414,530</u>	<u>337,378</u>	<u>(313,703)</u>	<u>438,205</u>
Total capital assets being amortized, (net)	<u>461,295</u>	<u>(31,502)</u>	<u>52,318</u>	<u>482,111</u>
Cabarrus Health Alliance capital assets, (net)	<u>\$ 1,635,157</u>	<u>\$ 119,838</u>	<u>\$ 52,318</u>	<u>\$ 1,807,313</u>

**CABARRUS COUNTY, NORTH CAROLINA**  
**NOTES TO THE FINANCIAL STATEMENTS**  
**For the Fiscal Year Ended June 30, 2024**

**B. Liabilities**

**1. Payables**

Payables at the government-wide level for the Primary Government at June 30, 2024, were as follows:

	<u>Vendors</u>	<u>Salaries and Benefits</u>	<u>Other</u>	<u>Total</u>
Governmental Activities:				
General	\$ 3,392,550	\$ 3,951,120	\$ 3,144,506	\$ 10,488,176
County Capital Projects	7,174,852	-	-	7,174,852
Cares Act Relief Fund	66,114	4,220	-	70,334
OPIOID Settlement	29,123	9,451	-	38,574
Other governmental	2,777,863	-	1,826,035	4,603,898
Total-governmental activities	<u>\$ 13,440,502</u>	<u>\$ 3,964,791</u>	<u>\$ 4,970,541</u>	<u>\$ 22,375,834</u>
Business-type activities				
Landfill	<u>\$ 124,346</u>	<u>\$ 35,907</u>	<u>\$ -</u>	<u>\$ 160,253</u>

Payables at the government-wide level for the Cabarrus Health Alliance at June 30, 2024, were as follows:

	<u>Vendors</u>	<u>Salaries and Benefits</u>	<u>Total</u>
Governmental Activities:			
General	<u>\$ 202,114</u>	<u>\$ 813,141</u>	<u>\$ 1,015,255</u>

**2. Pension Plan and Other Postemployment Obligations**

**a. Local Governmental Employees' Retirement System**

*Plan Description.* The County is a participating employer in the statewide Local Governmental Employees' Retirement System (LGERS), a cost-sharing multiple-employer defined benefit pension plan administered by the State of North Carolina. LGERS membership is comprised of general employees and local law enforcement officers (LEOs) of participating local governmental entities. Article 3 of G.S. Chapter 128 assigns the authority to establish and amend benefit provisions to the North Carolina General Assembly. Management of the plan is vested in the LGERS Board of Trustees, which consists of 13 members – nine appointed by the Governor, one appointed



---

**CABARRUS COUNTY, NORTH CAROLINA**  
**NOTES TO THE FINANCIAL STATEMENTS**  
**For the Fiscal Year Ended June 30, 2024**

---

by the state Senate, one appointed by the state House of Representatives, and the State Treasurer and State Superintendent, who serve as ex-officio members. The Local Governmental Employees' Retirement System is included in the Annual Comprehensive Financial Report for the State of North Carolina. The state's Annual Comprehensive Financial Report includes financial statements and required supplementary information LGERS. That report may be obtained by writing to the Office of the State Controller, 1410 Mail Service Center, Raleigh, North Carolina 27699-1410, by calling (919) 981-5454, or at [www.osc.nc.gov](http://www.osc.nc.gov).

*Benefits Provided.* LGERS provides retirement and survivor benefits. Retirement benefits are determined as 1.85% of the member's average final compensation times the member's years of creditable service. A member's average final compensation is calculated as the average of a member's four highest consecutive years of compensation. Plan members are eligible to retire with full retirement benefits at age 65 with five years of creditable service, at age 60 with 25 years of creditable service, or at any age with 30 years of creditable service. Plan members are eligible to retire with partial retirement benefits at age 50 with 20 years of creditable service or at age 60 with five years of creditable service (age 55 for firefighters). Survivor benefits are available to eligible beneficiaries of members who die while in active service or within 180 days of their last day of service and who have either completed 20 years of creditable service regardless of age (15 years of creditable service for firefighters and rescue squad members who are killed in line of duty) or have completed five years of service and have reached age 60. Eligible beneficiaries may elect to receive a monthly Survivor's Alternate Benefit for life or a return of the member's contributions. The plan does not provide for automatic post-retirement benefit increases. Increases are contingent upon actuarial gains of the plan.

LGERS plan members who are LEOs are eligible to retire with full retirement benefits at age 55 with five years of creditable service as an officer, or at any age with 30 years of creditable service. LEO plan members are eligible to retire with partial retirement benefits at age 50 with 15 years of creditable service as an officer. Survivor benefits are available to eligible beneficiaries of LEO members who die while in active service or within 180 days of their last day of service and who also have either completed 20 years of creditable service regardless of age or have completed 15 years of service as a LEO and have reached age 50 or have completed five years of creditable service as a LEO and have reached age 55 or have completed 15 years of creditable service as a LEO if killed in the line of duty. Eligible beneficiaries may elect to receive a monthly Survivor's Alternate Benefit for life or a return of the member's contributions.

*Contributions.* Contribution provisions are established by General Statute 128-30 and may be amended only by the North Carolina General Assembly. Cabarrus County employees are required to contribute 6% of their compensation. Employer contributions are actuarially determined and set annually by the LGERS Board of Trustees. Cabarrus County's contractually required contribution rate for the year ended June 30, 2024, was 12.89% of compensation for law enforcement officers and 14.04% for general employees and firefighters, actuarially determined as an amount that, when combined with employee contributions, is expected to finance the costs of benefits earned by employees during the year. Contributions to the pension plan from the Cabarrus County were \$10,411,123 for the year ended June 30, 2024.

*Refunds of Contributions* – County employees who have terminated service as a contributing member of LGERS, may file an application for a refund of their contributions. By state law, refunds to members with at least five years of service include 4% interest. State law requires a 60-day waiting period after service termination before the refund may be paid. The acceptance of a refund payment cancels the individual's right to employer contributions, or any other benefit provided by LGERS.

**CABARRUS COUNTY, NORTH CAROLINA**  
**NOTES TO THE FINANCIAL STATEMENTS**  
**For the Fiscal Year Ended June 30, 2024**

***Pension Liabilities, Pension Expense, and Deferred Outflows of Resources and Deferred Inflows of Resources Related to Pensions***

At June 30, 2024 the County reported a liability of \$56,325,977 for its proportionate share of the net pension liability. The net pension liability was measured as of June 30, 2023. The total pension liability used to calculate the net pension liability was determined by an actuarial valuation as of December 31, 2022. The total pension liability was then rolled forward to the measurement date of June 30, 2023, utilizing update procedures incorporating the actuarial assumptions. The County's proportion of the net pension liability was based on a projection of the County's long-term share of future payroll covered by the pension plan, relative to the projected future payroll covered by the pension plan of all participating LGERS employers, actuarially determined. At June 30, 2024, the County's proportion was 0.850% (measured as of June 30, 2023), which was an decrease of 0.0185% from its proportion as of June 30, 2023 (measured as of June 30, 2022).

For the year ended June 30, 2024, the County recognized pension expense of \$16,235,263. At June 30, 2024, the County reported deferred outflows of resources and deferred inflows of resources related to pensions from the following sources:

	<b>Deferred Outflows of Resources</b>	<b>Deferred Inflows of Resources</b>
Differences between expected and actual experience	\$ 6,276,382	\$ 135,119
Changes of assumptions	2,393,529	-
Net difference between projected and actual earnings on pension plan investments	15,075,297	-
Changes in proportion and differences between County contributions and proportionate share of contributions	413,843	888,416
County contributions subsequent to the measurement date	10,411,123	-
	<u>\$ 34,570,174</u>	<u>\$ 1,023,535</u>

\$10,411,123 reported as deferred outflows of resources related to pensions resulting from County's contributions subsequent to the measurement date will be recognized as a decrease of the net pension liability in the year ending June 30, 2025. Other amounts reported as deferred inflows of resources related to pensions will be recognized in pension expense as follows:

<b>Year Ending June 30</b>	<b>Amount</b>
2025	\$ 8,486,847
2026	4,178,919
2027	9,832,287
2028	637,463
2029	-
Thereafter	-
	<u>\$ 23,135,516</u>

**CABARRUS COUNTY, NORTH CAROLINA**  
**NOTES TO THE FINANCIAL STATEMENTS**  
**For the Fiscal Year Ended June 30, 2024**

*Actuarial Assumptions.* The total pension liability in the December 31, 2022 actuarial valuation was determined using the following actuarial assumptions, applied to all periods included in the measurement:

Inflation	2.50 percent
Salary Increases	3.25 to 8.25 percent, including inflation and productivity factor
Investment rate of return	6.50 percent, net of pension plan investment expense, including inflation

The plan actuary currently uses mortality tables that vary by age, gender, employee group (i.e., general, law enforcement officer) and health status (i.e., disabled, and healthy). The current mortality rates are based on published tables and based on studies that cover significant portions of the U.S. population. The mortality rates also contain a provision to reflect future mortality improvements.

The actuarial assumptions used in the December 31, 2022, valuation were based on the results of an actuarial experience study prepared as of December 31, 2019, and adopted by the Board of Trustees on January 28, 2021.

Future ad hoc cost of living amounts are not considered to be substantively automatic and are therefore not included in the measurement.

The projected long-term investment returns, and inflation assumptions are developed through review of current and historical capital markets data, sell-side investment research, consultant whitepapers, and historical performance of investment strategies. Fixed income return projections reflect current yields across the U.S. Treasury yield curve and market expectations of forward yields projected and interpolated for multiple tenors and over multiple year horizons. Global public equity return projections are established through analysis of the equity risk premium and the fixed income return projections. Other asset categories and strategies' return projections reflect the foregoing and historical data analysis. These projections are combined to produce the long-term expected rate of return by weighting the expected future real rates of return by the target asset allocation percentage and by adding expected inflation. The target allocation and best estimates of arithmetic real rates of return for each major asset class as of June 30, 2023, are summarized in the following table:

	<b>Target Allocation</b>	<b>Long-Term Expected Real Rate of Return</b>
Fixed income	33.0%	0.9%
Global equity	38.0%	6.5%
Real estate	8.0%	5.9%
Alternatives	8.0%	8.2%
Opportunistic Fixed Income	7.0%	5.0%
Inflation Sensitive	6.0%	2.7%
	<u>100.0%</u>	

**CABARRUS COUNTY, NORTH CAROLINA**  
**NOTES TO THE FINANCIAL STATEMENTS**  
**For the Fiscal Year Ended June 30, 2024**

The information above is based on 30-year expectations developed with an investment consulting firm as part of a study that was completed in early 2022 and is part of the North Carolina Retirement Systems. The long-term nominal rates of return underlying the real rates of return are arithmetic annualized figures. The real rates of return are calculated from nominal rates by multiplicatively subtracting a long-term inflation assumption of 2.25%. Return projections do not include any excess return expectations over benchmark averages. All rates of return and inflation are annualized.

Discount rate. The discount rate used to measure the total pension liability was 6.50%. This discount rate is in line with the long-term nominal expected return on pension plan investments. The calculation of the net pension liability is a present value calculation of the future net pension payments. These net pension payments assume that contributions from plan members will be made at the current statutory contribution rate and that contributions from employers will be made at the contractually required rates, actuarially determined. Based on those assumptions, the pension plan’s fiduciary net position was projected to be available to make all projected future benefit payments of the current plan members. Therefore, the long-term expected rate of return on pension plan investments was applied to all periods of projected benefits payments to determine the total pension liability.

*Sensitivity of the County’s Proportionate Share of the Net Pension asset to Changes in the Discount Rate.* The following presents the County’s proportionate share of the net pension asset calculated using the discount rate of 6.50 percent, as well as what the County’s proportionate share of the net pension asset or net pension liability would be if it were calculated using a discount rate that is one percentage point lower (5.50 percent) or one percentage point higher (7.50 percent) than the current rate:

	<u>1% Decrease (5.50%)</u>	<u>Discount Rate (6.50%)</u>	<u>1% Increase (7.50%)</u>
County's proportionate share of the net pension liability (asset)	<u>\$ 97,582,542</u>	<u>\$ 56,325,977</u>	<u>\$ 22,359,707</u>

*Pension Plan Fiduciary Net Position.* Detailed information about the pension plan’s fiduciary net position is available in the separately issued Annual Comprehensive Financial Report for the State of North Carolina.

**b. Law Enforcement Officers' Special Separation Allowance**

*Plan Description.* Cabarrus County administers a public employee retirement system (the "Separation Allowance"); a single employer defined benefit pension plan that provides retirement benefits to the County's qualified sworn law enforcement officers under the age of 62 who have completed at least 30 years of creditable service or have attained 55 years of age and have completed five or more years of creditable service. The Separation Allowance is equal to .85 percent of the annual equivalent of the base rate of compensation most recently applicable to the officer for each year of creditable service. The retirement benefits are not subject to any increases in salary or retirement allowances that may be authorized by the General Assembly. Article 12D of G.S. Chapter 143 assigns the authority to establish and amend benefit provisions to the North Carolina General Assembly.

---

**CABARRUS COUNTY, NORTH CAROLINA**  
**NOTES TO THE FINANCIAL STATEMENTS**  
**For the Fiscal Year Ended June 30, 2024**

---

All full-time County law enforcement officers are covered by the Separation Allowance. At December 31, 2022 the Separation Allowance's membership consisted of:

Retirees receiving benefits	33
Terminated plan members entitled to but not yet receiving benefits	-
Active plan members	<u>226</u>
Total	<u><u>259</u></u>

A separate report was not issued for the plan.

Summary of Significant Accounting Policies:

*Basis of Accounting.* The County has chosen to fund the Separation Allowance on a pay as you go basis. Pension expenditures are made from the General Fund, which is maintained on the modified accrual basis of accounting. Benefits are recognized when due and payable in accordance with the terms of the plan.

The Separation Allowance has no assets accumulated in a trust that meets the following criteria which are outlined in GASB Statements 73.

*Actuarial Assumptions.* The entry age normal actuarial cost method was used in the December 31, 2022 valuation. The total pension liability was determined using the following actuarial assumptions, applied to all periods included in the measurement:

Inflation	2.50 percent
Salary increases	3.25 to 7.75 percent, including inflation and productivity factor
Discount rate	4.00 percent

The discount rate used to measure the TPL is the S&P Municipal Bond 20-year High Grade Rate Index.

The actuarial assumptions used in the December 31, 2022, valuation were based on the results of an experience study completed by the Actuary for the Local Government Employees' Retirement System for the five-year period ending December 31, 2019.

**Mortality Assumption:** All mortality rates use Pub-2010 amount-weighted tables.

**Mortality Projection:** All mortality rates are projected from 2010 using generational improvement with Scale MP-2019.

**CABARRUS COUNTY, NORTH CAROLINA**  
**NOTES TO THE FINANCIAL STATEMENTS**  
**For the Fiscal Year Ended June 30, 2024**

**Deaths After Retirement (*Healthy*):** Mortality rates are based on the Safety Mortality Table for Retirees. Rates for all members are multiplied by 97% and Set Forward by 1 year.

**Deaths After Retirement (*Disabled Members at Retirement*):** Mortality rates are based on the Non-Safety Mortality Table Disabled Retirees. Rates are Set Back 3 years for all ages.

**Deaths Prior to Retirement:** Mortality rates are based are based on the safety mortality for employees.

**Deaths After Retirement (*Survivors of Deceased Members*):** Mortality rates are based on the Below-median Teachers Mortality Table for Contingent Survivors. Rates for male members are Set Forward 3 years. Rates for female members are Set Forward 1 year. Because the contingent survivor tables have no rates prior to 45, the Below-median Teachers Mortality Table for Employees is used for ages less than 45.

**Contributions.** The County is required by Article 12D of G.S. Chapter 143 to provide these retirement benefits and has chosen to fund the amounts necessary to cover the benefits earned on a pay as you go basis through appropriations made in the General Fund operating budget. There were no contributions made by employees. The County's obligation to contribute to this plan is established and may be amended by the North Carolina General Assembly. Administration costs of the Separation Allowance are financed through investment earnings. The County paid \$693,058 as benefits came due for the reporting period.

At June 30, 2024 the County reported a total pension liability of \$13,531,599. The total pension liability was measured as of December 31, 2023 based on a December 31, 2022 actuarial valuation. The total pension liability was rolled forward to December 31, 2023 utilizing update procedures incorporating the actuarial assumptions. For the year ended June 30, 2024 the County recognized pension expense of \$1,803,275.

	<b>Deferred Outflows of Resources</b>	<b>Deferred Inflows of Resources</b>
Differences between expected and actual experience	\$ 1,727,104	\$ -
Changes of assumptions	1,362,677	1,551,401
County benefit payments and plan administrative expenditures paid subsequent to the measurement date	429,910	-
Total	<u>\$ 3,519,691</u>	<u>\$ 1,551,401</u>

**CABARRUS COUNTY, NORTH CAROLINA**  
**NOTES TO THE FINANCIAL STATEMENTS**  
**For the Fiscal Year Ended June 30, 2024**

The County paid \$429,910 in benefit payments subsequent to the measurement date that are reported as deferred outflows of resources related to pensions which will be recognized as a increase of the total pension liability in the year ending June 30, 2025. Other amounts reported as deferred inflows of resources related to pensions will be recognized in pension expense as follows:

<u>Year Ending June 30</u>	<u>Amount</u>
2025	\$ 789,461
2026	666,382
2027	(30,085)
2028	(24,237)
2029	136,859
Thereafter	-
Total	<u>\$ 1,538,380</u>

*Sensitivity of the County's Total Pension Liability to Changes in the Discount Rate.* The following presents the County's total pension liability calculated using the discount rate of 4.00 percent, as well as what the County's total pension liability would be if it were calculated using a discount rate that is 1-percentage-point lower (3.00 percent) or 1-percentage-point higher (5.00 percent) than the current rate.

	<u>1% Decrease (3.00%)</u>	<u>Discount Rate (4.00%)</u>	<u>1% Increase (5.00%)</u>
Total pension liability	<u>\$ 14,607,897</u>	<u>\$ 13,531,599</u>	<u>\$ 12,550,595</u>

	<u>Total Pension Liability</u>
Beginning balance	\$ 12,244,359
Service cost at end of year	441,943
Interest on the total pension liability	512,796
Difference between expected and actual experience in the measurement of the total pension liability	731,099
Changes of assumptions or other inputs	294,460
Benefit payments	(693,058)
Ending balance of the total pension liability	<u>\$ 13,531,599</u>

*Changes of Assumptions.* Changes of assumptions and other inputs reflect a change in the discount rate from 4.31 percent at June 30, 2022 to 4.00 percent at June 30, 2023.

---

**CABARRUS COUNTY, NORTH CAROLINA**  
**NOTES TO THE FINANCIAL STATEMENTS**  
**For the Fiscal Year Ended June 30, 2024**

---

*Changes in Benefit Terms.* Reported compensation adjusted to reflect the assumed rate of pay as of the valuation date.

The plan currently uses mortality tables that vary by age, and health status (i.e., disabled, and healthy). The current mortality rates are based on published tables and based on studies that cover significant portions of the U.S. population. The healthy mortality rates also contain a provision to reflect future mortality improvements.

The actuarial assumptions used in the December 31, 2022 valuation were based on the results of an actuarial experience study for the five year period ending December 31, 2019.

**c. Supplemental Retirement Income Plan (401k)**

*Plan Description.* The County contributes to the Supplemental Retirement Income Plan (Plan), a defined contribution pension plan administered by the Department of State Treasurer and a Board of Trustees. The Plan provides retirement benefits to law enforcement officers and non-law enforcement employees of the County. Article 5 of G.S. Chapter 135 assigns the authority to establish and amend benefit provision to the North Carolina General Assembly. The Supplemental Retirement Income Plan for Law Enforcement Officers is included in the Annual Comprehensive Financial Report for the State of North Carolina. The state's Annual Comprehensive Financial Report includes the pension trust fund financial statements for the Internal Revenue Code Section 401(k) plan that includes the Supplemental Retirement Income Plan for Law Enforcement Officers. That report may be obtained by writing to the Office of the State Controller, 1410 Mail Service Center, Raleigh, North Carolina 27699-1410, or by calling (919) 981-5454.

*Funding Policy.* Article 12E of G.S. Chapter 143 requires the County to contribute each month an amount equal to five percent of each law enforcement officer's salary, and all amounts contributed are vested immediately. Also, the law enforcement officers may make voluntary contributions to the plan. The County has chosen to extend this benefit to all its full and part-time (who are eligible for North Carolina Local Governmental Employees' Retirement System) employees. Contributions by Cabarrus County for the year ended June 30, 2024 were \$5,905,245 which consisted of \$3,841,097 from the County and \$2,064,148 from the employees. Contributions for the year ended June 30, 2024 were \$198,731 from participating Alliance employees. The Alliance's Board reinstated the employer's contribution to this benefit. The Alliance matched up to 2% beginning July 1, 2021. The Alliance contributed \$580,371 to the plan for the year ended June 30, 2024. No amounts were forfeited.

The County offers its employees a deferred compensation plan (Plan) created in accordance with Internal Revenue Code Section 457. The Plan available to all County employees permits them to defer a portion of their salary until future years. The deferred compensation is not available to employees until termination, retirement, death, or unforeseeable emergency.

The County has complied with changes in the laws that govern the County's deferred compensation plan, requiring all assets of the plan to be held in trust for the exclusive benefit of the participants and their beneficiaries. Formerly, the undistributed amounts, which had been deferred by the plan participants, were required to be reported as assets of the County. In accordance with GASB Statement No. 32, "Accounting and Financial Reporting for Internal Revenue Code Section 457 Deferred Compensation Plans", the County's deferred compensation plan is no longer reported within the County's custodial funds.



---

**CABARRUS COUNTY, NORTH CAROLINA**  
**NOTES TO THE FINANCIAL STATEMENTS**  
**For the Fiscal Year Ended June 30, 2024**

---

**d. Register of Deeds' Supplemental Pension Fund**

*Plan Description.* Cabarrus County also contributes to the Registers of Deeds' Supplemental Pension Fund (RODSPF), a noncontributory, cost-sharing multiple-employer defined benefit plan administered by the North Carolina Department of State Treasurer. The RODSPF provides supplemental pension benefits to any eligible county register of deeds who is retired under the Local Government Employees' Retirement System (LGERS) or an equivalent locally sponsored plan. Article 3 of G. S. Chapter 161 assigns the authority to establish and amend benefit provisions to the North Carolina General Assembly. Management of the plan is vested in the LGERS Board of Trustees, which consists of 13 members – nine appointed by the Governor, one appointed by the state Senate, one appointed by the state House of Representatives, and the State Treasurer and State Superintendent, who serve as ex-officio members. The Register of Deeds' Supplemental Pension Fund is included in the Annual Comprehensive Financial Report for the State of North Carolina. The state's Annual Comprehensive Financial Report includes financial statements and required supplementary information for the Registers of Deeds' Supplemental Pension Fund. That report may be obtained by writing to the Office of the State Controller, 1410 Mail Service Center, Raleigh, North Carolina 27699-1410, by calling (919) 981-5454, or at [www.osc.nc.gov](http://www.osc.nc.gov).

*Benefits Provided.* An individual's benefits for the year are calculated as a share of accumulated contributions available for benefits for that year, subject to certain statutory limits. An individual's eligibility is based on at least 10 years of service as a register of deeds with the individual's share increasing with years of service. Because of the statutory limits noted above, not all contributions available for benefits are distributed.

*Contributions.* Benefits and administrative expenses are funded by investment income and 1.5% of the receipts collected by each County Commission under Article 1 of Chapter 161 of North Carolina General Statutes. The statutory contribution currently has no relationship to the actuary's required contribution. The actuarially determined contribution this year and for the foreseeable future is zero. Register of Deeds do not contribute. Contribution provisions are established by General Statute 161-50 and may be amended only by the North Carolina General Assembly. Contributions to the pension plan from the County were \$18,380 for the year ended June 30, 2024.

***Pension Liabilities, Pension Expense, and Deferred Outflows of Resources and Deferred Inflows of Resources Related to Pensions***

At June 30, 2024, the County reported an asset of \$255,522 for its proportionate share of the net pension asset. The net pension asset was measured as of June 30, 2023. The total pension liability used to calculate the net pension asset was determined by an actuarial valuation as of December 31, 2022. The total pension liability was then rolled forward to the measurement date of June 30, 2023 utilizing update procedures incorporating the actuarial assumptions. The County's proportion of the net pension asset was based the County's share of contributions to the pension plan, relative to contributions to the pension plan of all participating RODSPF employers. At June 30, 2023, the County's proportion was 2.126%, which was an decrease of 0.21325% from its proportion measured as of June 30, 2022.

**CABARRUS COUNTY, NORTH CAROLINA**  
**NOTES TO THE FINANCIAL STATEMENTS**  
**For the Fiscal Year Ended June 30, 2024**

For the year ended June 30, 2024, the County recognized pension expense of \$63,329. At June 30, 2024, the County reported deferred outflows of resources and deferred inflows of resources related to pensions from the following sources:

	<b>Deferred Outflows of Resources</b>	<b>Deferred Inflows of Resources</b>
Differences between expected and actual experience	\$ -	\$ 11,312
Net difference between projected and actual earnings on pension plan investments	129,792	-
Changes in proportion and differences between County contributions and proportionate share of contributions	52,561	-
County Contributions subsequent to the measurement date	18,380	-
	<u>\$ 200,733</u>	<u>\$ 11,312</u>

\$18,380 reported as deferred outflows of resources related to pensions resulting from County's contributions subsequent to the measurement date will be recognized as an increase of the net pension asset in the year ending June 30, 2025. Other amounts reported as deferred inflows and outflows of resources related to pensions will be recognized in pension expense as follows:

<b>Year Ending June 30</b>	<b>Amount</b>
2025	\$ 68,628
2026	56,548
2027	37,679
2028	8,186
Total	<u>\$ 171,041</u>

*Actuarial Assumptions.* The total pension liability in the December 31, 2022, actuarial valuation was determined using the following actuarial assumptions, applied to all periods included in the measurement:

Inflation	2.50 percent
Salary Increases	3.25 to 7.75 percent, including inflation and productivity factor
Investment rate of return	3.0 percent, net of pension plan investment expense, including inflation

---

**CABARRUS COUNTY, NORTH CAROLINA**  
**NOTES TO THE FINANCIAL STATEMENTS**  
**For the Fiscal Year Ended June 30, 2024**

---

The plan currently uses mortality tables that vary by age, gender, and health status (i.e., disabled and healthy). The current mortality rates are based on published tables and based on studies that cover significant portions of the U.S. population. The healthy mortality rates also contain a provision to reflect future mortality improvements.

The actuarial assumptions used in the December 31, 2022 valuation were based on the results of an actuarial experience review for LGERS for the period January 1, 2015 through December 31, 2019.

Future ad hoc cost of living adjustment amounts are not considered to be substantively automatic and are, therefore, not included in the measurement.

The projected long-term investment returns and inflation assumptions are developed through review of current and historical capital markets data, sell-side investment research, consultant whitepapers, and historical performance of investment strategies. Fixed income return projections reflect current yields across the U.S. Treasury yield curve and market expectations of forward yields projected and interpolated for multiple tenors and over multiple-year horizons. Global public equity return projections are established through analysis of the equity risk premium and the fixed income return projections. Other asset categories and strategies' return projections reflect the foregoing and historical data analysis. These projections are combined to produce the long-term expected rate of return by weighting the expected future real rates of return by the target asset allocation percentage and by adding expected inflation. The adopted asset allocation policy for the RODSPF is 99.9% in the fixed income asset class. The best estimate of arithmetic real rate of return for the fixed income asset class as of June 30, 2022 is 0.9%.

The information above is based on 30-year expectations developed with an investment consulting firm as part of a study that was completed in early 2022, and is part of the asset, liability, and investment policy study for the North Carolina Retirement Systems. The long-term nominal rates of return underlying the real rates of return are arithmetic annualized figures. The real rates of return are calculated from nominal rates by multiplicatively subtracting a long-term inflation assumption of 2.25%. Return projections do not include any excess return expectations over benchmarks averages. All rates of return and inflation are annualized.

*Discount Rate.* The discount rate used to measure the total pension liability was 3.00%. This discount rate is in line with the long-term nominal expected return on pension plan investments. The calculation of the net pension asset is a present value calculation of the future net pension payments. These net pension payments assume that contributions from plan members will be made at the current statutory contribution rate and that contributions from employers will be made at the contractually required rates, actuarially determined. Based on those assumptions, the pension plan's fiduciary net position was projected to be available to make all projected future benefit payments of the current plan members. Therefore, the long-term expected rate of return on pension plan investments was applied to all periods of projected benefits payments to determine the total pension liability.

**CABARRUS COUNTY, NORTH CAROLINA**  
**NOTES TO THE FINANCIAL STATEMENTS**  
**For the Fiscal Year Ended June 30, 2024**

*Sensitivity of the County's Proportionate Share of the Net Pension Asset to Changes in the Discount Rate.* The following presents the County's proportionate share of the net pension asset calculated using the discount rate of 3.00 percent, as well as what the County's proportionate share of the net pension asset or net pension liability would be if it were calculated using a discount rate that is one percentage point lower (2.00 percent) or one percentage point higher (4.00 percent) than the current rate:

	<u>1% Decrease (2.00%)</u>	<u>Discount Rate (3.00%)</u>	<u>1% Increase (4.00%)</u>
County's proportionate share of the net pension liability (asset)	<u>\$ 174,424</u>	<u>\$ (255,522)</u>	<u>\$ 323,905</u>

*Pension Plan Fiduciary Net Position.* Detailed information about the pension plan's fiduciary net position is available in the separately issued Annual Comprehensive Financial Report for the State of North Carolina.

**e. Pension Liabilities (Assets), Pension Expense, and Deferred Outflows of Resources and Deferred Inflows of Resources Related to Pensions**

The net pension liability for LGERS and ROD was measured as of June 30, 2023, and the total pension liability used to calculate the net pension liability was determined by an actuarial valuation as of December 31, 2022. The total pension liability (asset) for LEOSSA was measured as of December 31, 2023, with an actuarial valuation date of December 31, 2022. The County's proportion of the net pension liability was based on the County's share of contributions to the pension plan relative to the contribution of all participating entities. Following is information related to the proportionate share and pension expense:

	<u>LGERS</u>	<u>ROD</u>	<u>LEOSSA</u>	<u>TOTAL</u>
Proportionate share of net pension liability (asset)	\$ 56,325,977	\$ (255,522)	\$ -	\$ 56,070,455
Proportion of the net pension liability (asset)	0.850%	2.126%	-	-
Total pension liability	-	-	13,531,599	13,531,599
Pension expense	16,235,263	63,329	1,803,275	18,101,867

**CABARRUS COUNTY, NORTH CAROLINA**  
**NOTES TO THE FINANCIAL STATEMENTS**  
**For the Fiscal Year Ended June 30, 2024**

At June 30, 2024, the County reported deferred outflows of resources and deferred inflows of resources related to pensions from the following sources:

	<u>LGERS</u>	<u>ROD</u>	<u>LEOSSA</u>	<u>TOTAL</u>
<b><u>Deferred Outflows of Resources</u></b>				
Differences between expected and actual experience	\$ 6,276,382	\$ -	\$ 1,727,104	\$ 8,003,486
Change of assumptions	2,393,529	-	1,362,677	3,756,206
Net difference between projected and actual earnings on pension plan investments	15,075,297	129,792	-	15,205,089
Changes in proportion and differences between County contributions and proportionate share of contributions	413,843	52,561	-	466,404
County contributions (LGERS, ROD)/benefit payments and administration costs (LEOSSA) subsequent to the measurement date	10,411,123	18,380	429,910	10,859,413
<b><u>Deferred Inflows of Resources</u></b>				
Differences between expected and actual experience	135,119	11,312	-	146,431
Changes of assumptions	-	-	1,551,401	1,551,401
Changes in proportion and differences between County contributions and proportionate share of contributions	888,416	-	-	888,416

**f. Other Postemployment Benefits (OPEB) – Healthcare Benefits Plan**

*Plan Description.* The County administers a single employer defined benefit Healthcare Benefits Plan (the HCB Plan). The County Board of Commissioners has the authority to establish and amend the benefit terms and financing requirements. Assets are accumulated in a trust that meets the criteria in paragraph 4 of GASB Statement 75.

*Benefits Provided.* The HCB plan provides postemployment healthcare benefits to retirees of the County, provided they participate in the North Carolina Governmental Employee’s Retirement System (System) and at the time of their retirement meet certain service requirements using the schedule below. In addition, retirees must work the last five years at Cabarrus County.

Hired before July 1, 1997:

- Signed agreement to reduce vacation : 100%
- Signed agreement not to reduce vacation and signed 2<sup>nd</sup> chance in 2021: 50%
- Signed agreement not to reduce vacation and did not sign 2<sup>nd</sup> chance in 2021: 0%

Hired on or after July 1, 1997, but before November 1, 2003:

- Less than 10 years of service: 0%
- 10 or more years of service: 100%

---

**CABARRUS COUNTY, NORTH CAROLINA**  
**NOTES TO THE FINANCIAL STATEMENTS**  
**For the Fiscal Year Ended June 30, 2024**

---

Hired on or after November 1, 2003, but before November 1, 2016:

Less than 25 years of service, but more than 10 years of service: 50%  
 25 or more years of service: 100%

Hired on or after November 1, 2016:

Less than 25 years of service, but more than 15 years of service: 50%  
 25 or more years of service: 100%

The Retirees receive the same benefits as active employees and the County’s eligible retirees can purchase coverage for their dependents at the County’s group rate. The County pays the full cost of coverage for the HCB plan. Coverage for all retirees will cease when the retiree becomes eligible for Medicare or reaches the age where they would have had such benefits had they qualified for Social Security, or upon the retiree’s death, whichever comes first. The Cabarrus County Board of Commissioners may amend the benefit provisions. A separate report was not issued for the plan.

*Plan Membership.* Membership of the HCB plan consisted of the following at June 30, 2022, the date of the latest actuarial valuation:

Inactive employees or beneficiaries currently receiving benefits	105
Inactive members entitled to but not yet receiving benefits	-
Active employees	<u>1,046</u>
Total membership	<u><u>1,151</u></u>

*Contributions* – The Board of Commissioners established the contribution requirements of plan members which may be amended by the Board. The County has chosen to fund the healthcare benefits on a pay as you go basis. During fiscal year 2024, a \$2,000,000 contribution was paid into the County’s OPEB Trust. The irrevocable trust was established for the purpose of paying future post-employment benefits (OPEB) for which the County is liable.

*Summary of Significant Accounting Policies* – Postemployment expenditures for the County’s portion of the premiums and the prefunded benefits are made from the General Fund, which is maintained on the modified accrual basis of accounting to the Internal Service Fund. Funds are appropriated annually for the County’s portion of the premiums and prefunded benefits. The employee, retiree and County premiums are revenues that finance the self-funded HCP reported in the Internal Service Funds. Claims benefits and administrative costs are expensed as they are incurred.

**CABARRUS COUNTY, NORTH CAROLINA**  
**NOTES TO THE FINANCIAL STATEMENTS**  
**For the Fiscal Year Ended June 30, 2024**

**Investments**

Per the County’s Trust agreement establishing Other Post-Employment Benefits Trust, the employer, and the Investment Advisory Committee, if any, shall have the responsibility to select Qualified Investments for the Trust Assets. The County’s investment policy shall allow placement of assets in the OPEB investment fund managed by the State Treasurer’s office, as authorized by the Board of Commissioners on June 21, 2021, in addition to investments authorized by NC General Statute 159-30. Placement of County contributions in State Treasurer’s OPEB investment fund shall be at the discretion of the Board of Trustees, as shall be the allocation of assets within that fund. The HCB Plan’s Trust has \$6,287,748 invested in the State Treasurer’s Local Government Other Post-Employment Benefits Fund. The target allocation are based on the initial allocation approved:

<u>Asset Class</u>	<u>Target Allocation 2024</u>	<u>Long-Term Expected Real Rate of Return 2024</u>
Bond Index Fund	0.00%	N/A
Equity Index Fund	0.00%	N/A
Short Term Investment Fund	100.00%	4.67%
Total	100.00%	

*Rate of Return* – For the year ended June 30, 2024, the annual money weighted rate of return on investments, net of investment expense was 3.58 percent. The money weighted rate of return expresses investment performance, net of investment expense, adjusted for the changing amounts actually invested.

**Net OPEB Liability**

The components of the County’s Net OPEB liability at June 30, 2024, were as follows:

Total OPEB Liability	\$ 37,546,133
Plan fiduciary net position	6,287,748
County's net OPEB liability	31,258,385
Plan fiduciary net position as a percentage of the total OPEB liability	16.75%

---

**CABARRUS COUNTY, NORTH CAROLINA**  
**NOTES TO THE FINANCIAL STATEMENTS**  
**For the Fiscal Year Ended June 30, 2024**

---

*Actuarial assumptions and other inputs.* The County's total OPEB liability in the June 30, 2024, actuarial valuation was determined using the following key actuarial assumptions and other inputs, applied to all periods included in the measurement unless otherwise specified:

Annual Salary increases, including wage inflation:

Measurement date: 2.50%

Municipal Bond Index Rate:

Prior measurement date 3.65%

Measurement date 4.67%

Healthcare cost trend rates:

Pre-Medicare 7.5% decreasing to an ultimate rate of 5.00% by 2027+

The discount rate used to measure the total OPEB liability was based on the June average of the Bond Buyer General Obligation 20-year Municipal Bond Index published by The Bond Buyer.

Mortality rates were based on the RP-2014 mortality table projected fully generationally using projection scale MP-2021.

*Change in the Net OPEB liability, OPEB Expense, and Deferred Outflows of Recourses and Deferred Inflows of Resources Related to OPEB.* At June 30, 2024, the County reported a net OPEB liability of \$31,258,385. The total OPEB liability was determined by an actuarial valuation as of July 1, 2022 (updated as of June 30, 2024).



**CABARRUS COUNTY, NORTH CAROLINA**  
**NOTES TO THE FINANCIAL STATEMENTS**  
**For the Fiscal Year Ended June 30, 2024**

At June 30, 2024, the components of the Net OPEB liability of the County, measured at June 30, 2024, were as follows:

	Total OPEB Liability (a)	Plan Fiduciary Net Position (b)	Net OPEB Liability (a) - (b)
Balances as of June 30, 2023	\$ 39,967,487	\$ 4,074,775	\$ 35,892,712
Changes for the year:			
Service cost at the end of the year	2,054,453	-	2,054,453
Interest	1,502,246	-	1,502,246
Difference between expected and actual experience	(35,709)	64,244	(99,953)
Contributions - employer	-	2,000,000	(3,744,679)
Projected Investment Income	-	148,729	(148,729)
Changes in Benefit Terms	-	-	-
Changes in assumptions	(4,197,665)	-	(4,197,665)
Benefit Payments	(1,744,679)	-	-
Administrative Expenses	-	-	-
Net changes	<u>(2,421,354)</u>	<u>2,212,973</u>	<u>(4,634,327)</u>
Balance as of June 30, 2024	<u>\$ 37,546,133</u>	<u>\$ 6,287,748</u>	<u>\$ 31,258,385</u>

*Changes in Assumptions* – Changes of assumptions and other inputs reflect a change in the discount rate of 3.65% in 2023 to 4.67% in 2024.C

*Sensitivity of the Total OPEB Liability to Changes in the Healthcare Trend Rates.* The following presents the total OPEB liability of the Plan, calculated using the health care cost trend rates, as well as what the Plan’s total OPEB liability would be if it were calculated using a health care cost trend rate that is 1-percentage-point lower or 1-percentage-point higher than the current rate

	<b>Health Care Cost Trend Rate Sensitivity</b>		
	<b>1% Decrease</b>	<b>Current Cost Trend Rate</b>	<b>1% Increase</b>
Net OPEB Liability	<u>\$ 27,005,335</u>	<u>\$ 31,258,385</u>	<u>\$ 36,358,223</u>

**CABARRUS COUNTY, NORTH CAROLINA**  
**NOTES TO THE FINANCIAL STATEMENTS**  
**For the Fiscal Year Ended June 30, 2024**

*Sensitivity of the Total OPEB Liability to Changes in the Discount Rate.* The following exhibits present the TOL of the Plan, calculated using the discount rate of 4.67%, as well as what the Plan’s TOL would be if it were calculated using a discount rate that is 1-percentage-point lower or 1-percentage-point higher than the current rate:

	<u>1% Decrease</u> <u>(3.67%)</u>	<u>Discount Rate</u> <u>(4.67%)</u>	<u>1% Increase</u> <u>(5.67%)</u>
Net OPEB liability	\$ 35,367,809	\$ 31,258,385	\$ 27,683,162

**OPEB Expense and Deferred Outflows of Resources and Deferred Inflows of Resources Related to OPEB**

For the year ended June 30, 2024, the County recognized OPEB expense of \$683,208. At June 30, 2024, the County reported deferred outflows of resources and deferred inflows of resources related to OPEB from the following sources:

	<u>Deferred</u> <u>Outflows of</u> <u>Resources</u>	<u>Deferred</u> <u>Inflows of</u> <u>Resources</u>
Difference between expected and actual experience	\$ 29,325	\$ 8,081,521
Changes of assumptions or other inputs	4,499,564	8,613,799
Net difference between projected and actual earnings on pension plan investments	-	53,185
Total	<u>\$ 4,528,889</u>	<u>\$ 16,748,505</u>

Other amounts reported as deferred inflows of resources related to OPEB will be recognized in OPEB expense as follows.

<u>Measurement Period</u> <u>Ending June 30</u>	<u>Amount</u>
2025	\$ (2,724,762)
2026	(2,630,235)
2027	(2,387,976)
2028	(1,482,980)
2029	(1,656,324)
Thereafter	(1,337,339)
Total	<u>\$ (12,219,616)</u>

---

**CABARRUS COUNTY, NORTH CAROLINA**  
**NOTES TO THE FINANCIAL STATEMENTS**  
**For the Fiscal Year Ended June 30, 2024**

---

**g. Other Employment Benefits**

The County and the Cabarrus Health Alliance have elected to provide death benefits to employees through the Death Benefit Plan for members of the Local Governmental Employee's Retirement System (LGERS) (Death Benefit Plan), a state-administered plan funded on a one year-term cost basis. The beneficiaries of those employees who die in active service after one year of contributing membership in the System, or who die within 180 days after retirement or termination of service and have at least one year of contributing membership service in the System at the time of death are eligible for death benefits. Lump sum death benefit payments to beneficiaries are equal to the employee's 12 highest months' salary in a row during the 24 months prior to his/her death, but the benefit may not exceed \$50,000.

The Alliance and the County have no liability beyond the payment of monthly contributions. Contributions are determined as a percentage of monthly payrolls, based upon rates established by the state. Separate rates are set for employees not engaged in law enforcement and for law enforcement officers. Because the benefit payments are made by the Death Benefit Plan, the number of eligible participants is not determined.

For the years ended June 30, 2022, June 30, 2023, and June 30, 2024, the Alliance contributed .04% of annual covered payroll or \$6,364, \$5,443, and \$3,539 respectively.

Effective July 1, 2004, pursuant to a new IRS regulation regarding Group Life Insurance benefits, the County is now required to include the amount of group life insurance coverage that exceeds \$50,000 as a taxable fringe benefit. As a full-time employee participating in the NC Local Government Retirement System, an employee is eligible for a death benefit of \$25,000 to \$50,000 and an additional \$20,000 the County provides for all employees who have been employed for at least one year. If this combined life insurance coverage exceeds the \$50,000 limit, the excess amount is multiplied by a premium cost factor per \$1,000 based on age at December 31<sup>st</sup> provided by the IRS. This amount is then added to the employee's taxable wages.

**3. Closure and Postclosure Care Costs - Cabarrus County Landfill Facility**

Federal and state laws and regulations require Cabarrus County to place a final cover on its landfill facility when it stops accepting waste and to perform certain maintenance and monitoring functions at the site for thirty years after closure. Although closure and post closure care costs are typically paid near or after the date that the landfill stops accepting waste, the County reports a portion of these closure and post closure care costs as an operating expense in each period based on landfill capacity used as of each balance sheet date. The \$3,963,898 reported as landfill closure and post closure care liability at June 30, 2024, represents a cumulative amount reported to date, based on the use of 100% of the combined Municipal Solid Waste (MSW) and Construction and Demolition (C&D) cell and 84.9% of a (C&D) only cell. The updated percent use of C&D cell decreased due to a recent expansion that opened in December 2021. This amount is based on what it would cost to perform all closure and post closure care in 2024. Actual costs may be higher due to inflation, changes in technology, or changes in regulations.

The County's liability is set aside for the closure and post closure of the following:

- The Municipal Solid Waste (MSW) reached capacity in 1997 and was covered in 1998.
- An expansion area that sits on the top of the MSW site was added in 1998 to accept construction and demolition waste (C&D). This expansion area has reached capacity and was closed in FY 2011.
- An additional C&D expansion area was opened in Fiscal Year 2006 and is expected to reach full capacity in FY 2028.

**CABARRUS COUNTY, NORTH CAROLINA**  
**NOTES TO THE FINANCIAL STATEMENTS**  
**For the Fiscal Year Ended June 30, 2024**

Cabarrus County has met the requirements of the local government financial assurance test that is one option under state and federal laws and regulations that aids in determining if a unit is secure and financially able to meet the necessary closure and post closure care requirements as of each balance sheet date. Governments that utilize the local government financial assurance test allow them to remain exempt from a set contribution schedule.

**4. Deferred Outflows and Inflows of Resources**

	<b>Deferred Outflows of Resources</b>	<b>Deferred Inflows of Resources</b>
Charge on refunding of debt	\$ 6,553,031	\$ -
(Pensions, OPEB) - difference between expected and actual experience	8,032,811	8,227,952
(Pensions, OPEB) - change of assumptions	8,255,770	10,165,200
(Pensions, OPEB) - Net difference between projected and actual investment earnings	15,205,089	53,185
Pensions - change in proportion and difference between employer contributions and proportionate share of contributions	466,404	888,416
Contributions to pension plan subsequent to measurement date (LGERS, ROD)	10,429,503	-
Benefit payment   administrative costs paid subsequent to the measurement date (LEOSSA)	429,910	-
Lease receivable	-	632,807
Prepaid taxes not yet earned	-	956,920
Government-wide deferred outflows and inflows of resources	<u>49,372,518</u>	<u>20,924,480</u>
Taxes receivable, net (General)	-	1,778,156
Ambulance receivable, net (General)	-	2,578,410
Unavailable revenues (Opioid Settlement Fund)	-	13,711,154
Total	<u>\$ 49,372,518</u>	<u>\$ 38,992,200</u>

**5. Risk Management**

The County is exposed to various risks of loss related to torts, theft of, damage to, destruction of assets, errors and omissions, injuries to employees, and natural disasters. The County participates in a property liability program, which is financed by using a combination of self-funding and purchase excess insurance coverage through Arthur J. Gallagher & Co. A property liability insurance fund was established to track all financial transactions related to this program. The County retains the first \$350,000 in liability insurance. Above the \$350,000 retention is purchased up to a total limit of \$3,000,000 per occurrence and 6,000,000 aggregate.

The property insurance program is financed using a combination of self-funding and insurance purchased through Liberty Mutual Insurance. Excess property insurance above a \$25,000 deductible is purchased based on estimated replacement values submitted to the Excess Property Company each year. Special deductibles apply for certain perils such as flood, earth movement, boiler, machinery, and the Stough Road location.

---

**CABARRUS COUNTY, NORTH CAROLINA**  
**NOTES TO THE FINANCIAL STATEMENTS**  
**For the Fiscal Year Ended June 30, 2024**

---

The County purchases primary policies for Emergency Medical Services (EMS). The policies provide coverage for physical damage to EMS units, equipment, and automobiles, general and medical professional liability. Fidelity exposures are covered through the purchase of bonds. Arthur J. Gallagher secures the purchase of these bonds on behalf of the County.

The Workers Compensation insurance program is financed using a combination of self-funding and purchasing excess insurance through Arthur J. Gallagher. A Workers Compensation fund was established to track all the financial claims in excess of this program. The County has purchased excess Workers Compensation insurance for claims in excess of that amount. The self-insured retention for Workers Compensation is as follows: \$600,000 per occurrence for Police & Drivers, Firefighters, and EMS (EMS occurrences resulting in an injury to any employee in, upon, entering, or alighting from any employer owned or non-owned ambulance) and \$500,000 for all other occurrences. The County has \$750,000 self-insured retention for any Presumptive Losses.

The County has also purchased Cyber Liability coverage through Arthur J. Gallagher (Cowbell Cyber Insurance Company) with a \$5,000,000 limit and a basis retention of \$100,000.

In accordance with G.S. 159-29, the County's employees that have access to \$100 or more at any given time of the County's funds are performance bonded through a commercial surety bond. The Director of Finance is individually bonded for \$1,000,000. The Tax Collector is individually bonded for \$250,000. The Deputy Finance Director and Human Resources Director are each individually bonded for \$100,000 each. The Register of Deeds is bonded for \$50,000. The Sheriff is bonded for \$25,000. The remaining employees that have access to funds are bonded under a blanket bond for \$200,000.

The County carries commercial coverage for all other risks of loss including flood loss. Flood coverage is an annual limit not to exceed \$25,000,000. There have been no significant reductions in insurance coverage from previous year and settled claims have not exceeded coverage in any of the past five fiscal years.

Insurance coverage for the Alliance is through Westfield and Wester Insurance Services. The Alliance pays a premium for coverage of worker's compensation, general liability, property, automotive, and professional liability insurance coverage. The Alliance is exposed to various risks of losses related to torts; theft of, damage to, and destruction of assets; errors and omissions; injuries to employees; and natural disasters. The Alliance carries commercial coverage for all other risks of loss. Fiscal year ended June 30, 1998, was the initial year of operations. There have been no significant reductions in insurance coverage from the previous year and settled claims have not exceeded coverage in 2021, 2022 and 2023 and 2024.

In accordance with G.S. 159-29, the Alliance's employees that have access to \$100 or more at any given time of the Alliance's funds are performance bonded through a commercial surety bond. Employees that have access to funds are bonded under a blanket bond for \$250,000. The Finance Director is individually bonded for \$1,000,000.

**CABARRUS COUNTY, NORTH CAROLINA**  
**NOTES TO THE FINANCIAL STATEMENTS**  
**For the Fiscal Year Ended June 30, 2024**

A liability for a claim is established if information indicates that it is probable that a liability has been incurred at the date of the financial statements and the amount of the loss is reasonably estimable. The current claims liability for fiscal year ended June 30, 2024, is shown.

	<u>6/30/2023</u>	<u>6/30/2024</u>
Unpaid claims, beginning of fiscal year	\$ 599,285	\$ 430,803
Incurred claims	1,906,623	1,169,420
Claims payments	<u>(2,075,105)</u>	<u>(1,070,048)</u>
Unpaid claims, end of fiscal year	<u>\$ 430,803</u>	<u>\$ 530,175</u>

On July 1, 2004, the County chose to establish a Self-Insured Health Insurance Fund (an internal service fund) for risk associated with the health insurance plan. The Health Insurance Fund is where assets are set aside for claim settlements. A premium is charged to each fund that accounts for full-time employees, eligible part-time employees based on ACA, plus this benefit is also offered to retired employees who meet specific criteria. The total charge to each fund is based on actual calculated cost which includes but is not limited to fixed cost, mature claim cost, expected monthly liability and the number of projected employees who will be covered by insurance.

The uninsured risk retention per claim is \$200,000 with an aggregate stop loss of 125%. This coverage is for claims incurred and paid in 12 months. The benefits covered are Medical MH/SA Pharmacy and Vision.

A liability for a claim is established if information indicates that it is probable that a liability has been incurred at the date of the financial statements and the amount of the loss is reasonably estimable. The current claims liability for fiscal year ended June 30, 2024 is shown.

	<u>6/30/2023</u>	<u>6/30/2024</u>
Unpaid claims, beginning of fiscal year	\$ 1,090,000	\$ 1,064,000
Incurred claims	13,638,981	15,124,416
Claims payments	<u>(13,664,981)</u>	<u>(14,990,416)</u>
Unpaid claims, end of fiscal year	<u>\$ 1,064,000</u>	<u>\$ 1,198,000</u>

**6. Contingent Liabilities**

The County has received proceeds from several federal and state grants. Periodic audits of these grants are required, and certain costs may be questioned as not being appropriate expenditures under the grant agreements. Such audits could result in the refund of grant monies to the grantor agencies. The amount, if any, of such refunds cannot be determined at this time although management believes that such amounts would be immaterial. No provision has been made in the accompanying financial statements for the refund of grant funds.

As of June 30, 2024, the County was a defendant in several lawsuits. Although the outcome of these lawsuits is not presently determinable, it is the opinion of counsel for the County that resolution of these matters will not have a material adverse impact on the financial condition of the County.

---

**CABARRUS COUNTY, NORTH CAROLINA**  
**NOTES TO THE FINANCIAL STATEMENTS**  
**For the Fiscal Year Ended June 30, 2024**

---

**7. Long-Term Obligations**

**a. Leases**

The County has entered into agreements to lease certain equipment. The lease agreements qualify as other than short-term leases under GASB 87 and, therefore, have been recorded at the present value of the future minimum lease payments as of the date of their inception.

On 07/01/2021, Cabarrus County, NC entered into a 31-month lease as Lessee for the use of Storage Contract for HPE Equipment - HP Switches. An initial lease liability was recorded in the amount of \$311,642. As of 06/30/2024, the value of the lease liability is \$0, and the value of the short-term lease liability is \$0. Cabarrus County, NC is required to make monthly fixed payments of \$10,150. The lease has an interest rate of 0.7268%. The Equipment estimated useful life was 0 months as of the contract commencement. The value of the right to use asset as of 06/30/2024 of \$0 with accumulated amortization of \$0 is included with Equipment on the Lease Class activities table found below.

On 07/01/2021, Cabarrus County, NC entered into a 71-month lease as Lessee for the use of Kannapolis Land - 1303 S. Canon Blvd. An initial lease liability was recorded in the amount of \$5,179,441. As of 06/30/2024, the value of the lease liability is \$2,653,719, and the value of the short-term lease liability is \$907,093. Cabarrus County, NC is required to make monthly fixed payments of \$59,810. The lease has an interest rate of 0.3160%. The Land estimated useful life was 0 months as of the contract commencement. The value of the right to use asset as of 06/30/2024 of \$5,179,441 with accumulated amortization of \$2,626,196 is included with Land on the Lease Class activities table found below. Cabarrus County, NC has 1 extension option(s), each for 60 months.

On 07/01/2021, Cabarrus County, NC entered into a 27-month lease as Lessee for the use of Equipment - Canon Copier - TIAA. An initial lease liability was recorded in the amount of \$267,532. As of 06/30/2024, the value of the lease liability is \$0, and the value of the short-term lease liability is \$0. Cabarrus County, NC is required to make monthly fixed payments of \$14,355. The lease has an interest rate of 0.5135%. The Equipment estimated useful life was 0 months as of the contract commencement. The value of the right to use asset as of 06/30/2024 of \$0 with accumulated amortization of \$0 is included with Equipment on the Lease Class activities table found below.

On 07/01/2021, Cabarrus County, NC entered into a 81-month lease as Lessee for the use of Suite #180 and Closet #7 - The Old Creamery. An initial lease liability was recorded in the amount of \$123,298. As of 06/30/2024, the value of the lease liability is \$72,449, and the value of the short-term lease liability is \$18,303. Cabarrus County, NC is required to make monthly fixed payments of \$1,475. The lease has an interest rate of 1.3746%. The Buildings estimated useful life was 0 months as of the contract commencement. The value of the right to use asset as of 06/30/2024 of \$123,298 with accumulated amortization of \$54,799 is included with Buildings on the Lease Class activities table found below.

On 12/18/2023, Cabarrus County, NC entered into a 60-month lease as Lessee for the use of Sharp Copiers 20240241. An initial lease liability was recorded in the amount of \$594,018. As of 06/30/2024, the value of the lease liability is \$537,607, and the value of the short-term lease liability is \$113,625. Cabarrus County, NC is required to make monthly fixed payments of \$10,615. The lease has an interest rate of 2.8320%. The Equipment estimated useful life was 0 months as of the contract

**CABARRUS COUNTY, NORTH CAROLINA**  
**NOTES TO THE FINANCIAL STATEMENTS**  
**For the Fiscal Year Ended June 30, 2024**

commencement. The value of the right to use asset as of 06/30/2024 of \$594,018 with accumulated amortization of \$63,692 is included with Equipment on the Lease Class activities table found below.

The future minimum lease obligations and the net present value of these minimum lease payments as of June 30, 2024, were as follows:

<b>Year Ending June 30</b>	<b>Principal Payments</b>	<b>Interest Payments</b>	<b>Total</b>
2025	\$ 1,039,021	\$ 21,712	\$ 1,060,733
2026	1,045,888	15,325	1,061,213
2027	976,698	8,826	985,524
2028	138,999	3,782	142,781
2029	63,169	523	63,692
Total	<u>\$ 3,263,775</u>	<u>\$ 50,168</u>	<u>\$ 3,313,943</u>

**b. Subscriptions**

The County has entered into subscription-based information technology arrangements (SBITAs). The SBITAs qualify as other than short-term SBITAs under GASB 96 and, therefore, have been recorded at the present value of the future minimum subscription payments as of the date of their inception.

On 07/01/2022, Cabarrus County, NC entered into a 25-month subscription for the use of Accela Software. An initial subscription liability was recorded in the amount of \$410,298. As of 06/30/2024, the value of the subscription liability is \$0, and the value of the short-term subscription liability is \$0. Cabarrus County, NC is required to make annual fixed payments of \$204,517. The subscription has an interest rate of 2.0240%. The value of the right to use asset as of 06/30/2024 of \$410,298 with accumulated amortization of \$392,958 is included with Software on the Subscription Class activities table found below.

On 07/01/2022, Cabarrus County, NC entered into a 78-month subscription for the use of Sirsidynix Products. An initial subscription liability was recorded in the amount of \$486,113. As of 06/30/2024, the value of the subscription liability is \$337,120, and the value of the short-term subscription liability is \$78,262. Cabarrus County, NC is required to make annual fixed payments of \$83,987. The subscription has an interest rate of 2.6630%. The value of the right to use asset as of 06/30/2024 of \$486,113 with accumulated amortization of \$147,929 is included with Software on the Subscription Class activities table found below. Due to a change in the contract, payment amounts have changed. Because of this, there is a slight variance between the 6/30/23 ending balance and the 7/1/23 beginning balance on Debtbook.

On 07/01/2022, Cabarrus County, NC entered into a 48-month subscription for the use of OpenGov - Software Services. An initial subscription liability was recorded in the amount of \$270,408. As of 06/30/2024, the value of the subscription liability is \$135,170, and the value of the short-term subscription liability is \$66,825. Cabarrus



**CABARRUS COUNTY, NORTH CAROLINA**  
**NOTES TO THE FINANCIAL STATEMENTS**  
**For the Fiscal Year Ended June 30, 2024**

County, NC is required to make annual fixed payments of \$69,900. The subscription has an interest rate of 2.2750%. The value of the right to use asset as of 06/30/2024 of \$270,408 with accumulated amortization of \$135,204 is included with Software on the Subscription Class activities table found below.

On 07/11/2023, Cabarrus County, NC entered into a 36-month subscription for the use of ESRI-GIS 20240091. An initial subscription liability was recorded in the amount of \$352,838. As of 06/30/2024, the value of the subscription liability is \$243,480, and the value of the short-term subscription liability is \$114,066. Cabarrus County, NC is required to make annual fixed payments of \$110,000. The subscription has an interest rate of 2.8480%. The value of the right to use asset as of 06/30/2024 of \$352,838 with accumulated amortization of \$114,346 is included with Software on the Subscription Class activities table found below.

On 10/01/2023, Cabarrus County, NC entered into a 36-month subscription for the use of Northwoods-Traverse 20240220. An initial subscription liability was recorded in the amount of \$603,223. As of 06/30/2024, the value of the subscription liability is \$416,755, and the value of the short-term subscription liability is \$195,220. Cabarrus County, NC is required to make annual fixed payments of \$189,825. The subscription has an interest rate of 3.5910%. The value of the right to use asset as of 06/30/2024 of \$603,223 with accumulated amortization of \$150,806 is included with Software on the Subscription Class activities table found below. Cabarrus County, NC has 1 extension option(s), each for 36 months.

The future minimum subscription obligations and the net present value of these minimum payments as of June 30, 2024, were as follows:

Year Ending June 30	Principal Payments	Interest Payments	Total
2025	\$ 454,373	\$ 33,962	\$ 488,335
2026	502,388	20,099	522,487
2027	85,871	4,680	90,551
2028	89,893	2,393	92,286
Total	<u>\$ 1,132,525</u>	<u>\$ 61,134</u>	<u>\$ 1,193,659</u>

**c. General Obligation Indebtedness**

General obligation bonds are issued to provide funding for the construction of capital facilities used for general government activities. All general obligation bonds are collateralized by the full faith, credit, and taxing power of the County. Principal and interest requirements are provided by appropriation in the year in which they become due.

General Obligation Advance Refunding Bonds (2013) refunded a portion of the 2005 and 2006 General Obligation Bonds. These bonds (2005 and 2006) consisted of the construction of Hickory Ridge High School, W. R. Odell Elementary School, Charles E. Boger Elementary School, Carl A. Furr Elementary School, Building 3000 at Rowan Cabarrus Community College, along with various renovations and additions.

**CABARRUS COUNTY, NORTH CAROLINA**  
**NOTES TO THE FINANCIAL STATEMENTS**  
**For the Fiscal Year Ended June 30, 2024**

General Obligation Advance Refunding Bonds (2020) refunded a portion of the 2013 General Obligation Bonds. As a result, a portion of the refunded bonds are considered to be defeased and the liability has been removed from the governmental activities column of the statement of net position. The reacquisition price exceeded the net carrying amount of the old debt by \$660,00. The amount is netted against the new debt and amortized over the life of the refunded debt. This advance refunding was undertaken to reduce total debt service payments over six years by \$249,950.

The County's general obligation bonds payable at June 30, 2024, is comprised of the following individual issues serviced by the County's General Fund:

\$62,360,000 (2013) Advance Refunding Bonds due on March 1 and September 1 in installments through March 1, 2027; interest at 1.5 to 5.0 percent.	\$ 6,105,000
\$6,800,000 (2020) Advance Refunding Bonds due on March 1 and September 1 in installments through March 1, 2027; interest at 1.6 percent	<u>6,415,000</u>
Total	<u><u>\$ 12,520,000</u></u>

For Cabarrus County, the annual debt service payments to maturity as of June 30, 2024, for the County's general obligation bonds are as follows:

<u>Year Ending, June 30</u>	<u>Governmental Activities</u>	
	<u>Principal</u>	<u>Interest</u>
2025	\$ 6,255,000	\$ 303,485
2026	3,385,000	87,710
2027	<u>2,880,000</u>	<u>40,320</u>
	<u><u>\$ 12,520,000</u></u>	<u><u>\$ 431,515</u></u>

**d. Certificates of Participation/Limited Obligation Bonds**

**1. Public Offered Debt**

On April 14, 2011, the Cabarrus County Development Corporation issued \$14,635,000 (2011A) certificates of Participation (COPS) contracts to fund the rehabilitating, repairing, and equipping of approximately eighteen Cabarrus County and six Kannapolis City school facilities. These 15-year COPS are financed under two bullets using Qualified School Construction Bonds. The first bullet, in the amount of \$7,200,000, matured in 2023, with an interest rate of 5.10%, and the second bullet, for \$7,435,000, will mature in 2026 with an interest rate of 5.50%. The Federal subsidy rate on the deal was a 5.43%. The second bullet will have a net interest cost to the County of 0.07%, while the County will have no interest cost on the first bullet. The principal on this debt is deferred for five years with the first principal payment due

---

**CABARRUS COUNTY, NORTH CAROLINA**  
**NOTES TO THE FINANCIAL STATEMENTS**  
**For the Fiscal Year Ended June 30, 2024**

---

on April 1, 2016. The principal payments will be held in an interest-bearing sinking fund until the bullet payments are due. Debt Service is financed by Cabarrus County property tax revenues. Total remaining annual payments of principal and interest are approximately \$1,743,925. Total principal and interest over a 15-year period will be \$25,147,248 less the federal subsidy of \$10,434,369, with the net cost to the County of \$14,712,879. In fiscal year 2013, the Federal Government began reducing the subsidy payment by approximately 7.6% for a Federal sequestration. At June 30, 2024, the County's trustee held principal payments of \$4,770,000 in a sinking fund; the total principal balance due at June 30, 2024, is \$7,435,000.

The site of Winecoff Elementary School was pledged as collateral for the 2011A COPS. The Installment Financing Contract (the "2011A Contract") and the Trust Indenture relating to the 2011A COPS have numerous events of default specified therein. An occurrence of an event of default under either could result in an acceleration of the then outstanding 2011A COPS. After an event of default, the collateral securing the 2011A COPS can be foreclosed upon, sold in a foreclosure sale and the foreclosure proceeds applied to the payment of the amounts due to the owners of the 2011A COPS. However, under current North Carolina law, no deficiency judgment may be rendered against the County for breach of any obligation under the 2011A Contract. The remedies afforded to the owners of the 2011A COPS after an event of default are limited to those of a secured party under the laws of the State of North Carolina, including foreclosing on the collateral securing the 2011A COPS.

On March 10, 2016, the Cabarrus County Development Corporation issued \$73,785,000 (2016) Limited Obligation Bonds (LOBS) contracts for the construction of Mount Pleasant Middle School, Kannapolis Middle School, and Royal Oaks Elementary School. These 20-year LOBS have interest rates ranging from 2.00% to 5.00%. Debt Service is financed by Cabarrus County property tax revenues. Total principal and interest over a 20-year period will be \$108,697,900. Annual principal and interest payments range from \$3,804,763 to \$5,691,663. The total principal balance due at June 30, 2024, is \$44,275,000.

The site of Kannapolis Middle School (additional land) was pledged as collateral for the 2016 LOBS. The Installment Financing Contract (the "2016 Contract") and the Trust Indenture relating to the 2016 LOBS have numerous events of default specified therein. An occurrence of an event of default under either could result in an acceleration of the then outstanding 2016 LOBS. After an event of default, the collateral securing the 2016 LOBS can be foreclosed upon, sold in a foreclosure sale and the foreclosure proceeds applied to the payment of the amounts due to the owners of the 2016 LOBS. However, under current North Carolina law, no deficiency judgment may be rendered against the County for breach of any obligation under the 2016 Contract. The remedies afforded to the owners of the 2016 LOBS after an event of default are limited to those of a secured party under the laws of the State of North Carolina, including foreclosing on the collateral securing the 2016 LOBS.

On November 9, 2017, the Cabarrus County Development Corporation issued \$70,820,000 (2017) Limited Obligation Bonds (LOBS) contracts for the construction of Performance Learning Center, Western Cabarrus High School, and Downtown Concord Parking Deck. These 20-year LOBS have interest rates ranging from 3.00% to 5.00%. Debt Service is financed by Cabarrus County property tax revenues. Total principal and interest over a 20-year period will be \$99,771,165. Annual principal and interest payments range from \$3,484,688 to \$5,288,125. The total principal balance due at June 30, 2024, is \$43,900,000.

The site of West Cabarrus High School was pledged as collateral for the 2017 LOBS. The Installment Financing Contract (the "2017 Contract") and the Trust Indenture relating to the 2017 LOBS have numerous events of default specified therein. An occurrence of an event of default under either could result in an acceleration of the then outstanding 2017 LOBS. After an event of default, the collateral securing the 2017 LOBS can be foreclosed upon, sold in a foreclosure sale and the foreclosure proceeds applied to the payment of the amounts due to the owners of the 2017 LOBS. However, under current North Carolina law, no deficiency judgment may be

**CABARRUS COUNTY, NORTH CAROLINA**  
**NOTES TO THE FINANCIAL STATEMENTS**  
**For the Fiscal Year Ended June 30, 2024**

rendered against the County for breach of any obligation under the 2017 Contract. The remedies afforded to the owners of the 2017 LOBS after an event of default are limited to those of a secured party under the laws of the State of North Carolina, including foreclosing on the collateral securing the 2017 LOBS.

For Cabarrus County, the annual debt service payments to maturity as of June 30, 2024, for the County’s Public Offered Certificates of Participation/Limited Obligation Bonds are as follows:

<u>Year Ending June 30</u>	<u>Governmental Activities</u>	
	<u>Principal</u>	<u>Interest</u>
2025	\$ 7,070,000	\$ 4,318,713
2026	14,505,000	3,965,213
2027	7,070,000	3,202,788
2028	7,070,000	2,849,288
2029	7,070,000	2,495,788
2030-2034	35,325,000	7,642,888
2035-2039	17,500,000	1,107,463
Total	<u>\$ 95,610,000</u>	<u>\$ 25,582,139</u>

**2. Direct Borrowing Debt**

On March 26, 2015, the Cabarrus County Development Corporation issued \$18,045,000 (2015A) Limited Obligation Bonds (LOBS) contracts to refund \$16,795,000 of the 2007 COPS issued for the construction of a sheriff administration facility. These 12-year LOBS have an interest rate of 2.38%. Debt Service is financed by Cabarrus County property tax revenues. Total principal and interest over a 12-year period will be \$21,057,440. Total remaining annual payments of principal and interest range from approximately \$1,617,604 to \$1,780,787. The total principal balance due at June 30, 2024, is \$4,865,000.

The site of the sheriff administration facility was pledged as collateral for the 2015A LOBS. The Installment Financing Contract (the “2015A Contract”) and the Trust Indenture relating to the 2015A LOBS have numerous events of default specified therein. An occurrence of an event of default under either could result in an acceleration of the then outstanding 2015A LOBS. After an event of default, the collateral securing the 2015A LOBS can be foreclosed upon, sold in a foreclosure sale and the foreclosure proceeds applied to the payment of the amounts due to the owners of the 2015A LOBS. However, under current North Carolina law, no deficiency judgment may be rendered against the County for breach of any obligation under the 2015A Contract. The remedies afforded to the owners of the 2015A LOBS after an event of default are limited to those of a secured party under the laws of the State of North Carolina, including foreclosing on the collateral securing the 2015A LOBS.

On March 26, 2015, the Cabarrus County Development Corporation issued \$23,460,000 (2015B) Limited Obligation Bonds (LOBS) contracts to refund \$21,105,000 of the 2008A COPS issued to finance the construction of Cox Mill High School and Engineering and Architect fees for A.T. Allen Elementary School, Hickory Ridge Middle School, Patriots Elementary School, and a wing addition at A.L. Brown High School. These 13-year LOBS have an interest rate of 2.49%. Debt Service is financed by Cabarrus

---

**CABARRUS COUNTY, NORTH CAROLINA**  
**NOTES TO THE FINANCIAL STATEMENTS**  
**For the Fiscal Year Ended June 30, 2024**

---

County property tax revenues. Total principal and interest over a 13-year period will be \$28,404,338. Total remaining annual payments of principal and interest range from approximately \$2,341,897 to \$2,664,558. The total principal balance due at June 30, 2024, is \$9,420,000.

The site of the Cox Mill High School facility was pledged as collateral for the 2015B LOBS. The Installment Financing Contract (the "2015B Contract") and the Trust Indenture relating to the 2015B LOBS have numerous events of default specified therein. An occurrence of an event of default under either could result in an acceleration of the then outstanding 2015B LOBS. After an event of default, the collateral securing the 2015B LOBS can be foreclosed upon, sold in a foreclosure sale and the foreclosure proceeds applied to the payment of the amounts due to the owners of the 2015B LOBS. However, under current North Carolina law, no deficiency judgment may be rendered against the County for breach of any obligation under the 2015B Contract. The remedies afforded to the owners of the 2015B LOBS after an event of default are limited to those of a secured party under the laws of the State of North Carolina, including foreclosing on the collateral securing the 2015B LOBS.

On March 26, 2015, the Cabarrus County Development Corporation issued \$38,295,000 (2015C) Limited Obligation Bonds (LOBS) contracts to refund \$34,025,000 of the 2008C COPS issued to fund the cost of construction of a residential tower to house County inmates and related improvements. These 14-year LOBS have an interest rate of 2.51%. Debt Service is financed by Cabarrus County property tax revenues. Total principal and interest over a 14-year period will be \$46,368,088. The total remaining annual payments of principal and interest range from approximately \$3,013,794 to \$3,654,929. The total principal balance due at June 30, 2024, is \$15,535,000.

The site of the jail housing unit facility was pledged as collateral for the 2015C LOBS. The Installment Financing Contract (the "2015C Contract") and the Trust Indenture relating to the 2015C LOBS have numerous events of default specified therein. An occurrence of an event of default under either could result in an acceleration of the then outstanding 2015C LOBS. After an event of default, the collateral securing the 2015C LOBS can be foreclosed upon, sold in a foreclosure sale and the foreclosure proceeds applied to the payment of the amounts due to the owners of the 2015C LOBS. However, under current North Carolina law, no deficiency judgment may be rendered against the County for breach of any obligation under the 2015C Contract. The remedies afforded to the owners of the 2015C LOBS after an event of default are limited to those of a secured party under the laws of the State of North Carolina, including foreclosing on the collateral securing the 2015C LOBS.

On March 26, 2015, the Cabarrus County Development Corporation issued \$54,435,000 (2015D) Limited Obligation Bonds (LOBS) contracts to refund \$47,300,000 of the 2009 COPS issued a) to pay a portion of the costs of (i) acquiring real property, (ii) constructing Patriots Elementary School, A.T. Allen Elementary School, Hickory Ridge Middle School, Harold E. Winkler Middle School, a wing addition, and renovation at A.L. Brown High School and equipping the Facilities. These 14-year LOBS have an interest rate of 2.52%. Debt Service is financed by Cabarrus County property tax revenues. Total principal and interest over a 14-year period will be \$66,336,892. Total remaining annual payments of principal and interest range from approximately \$4,772,306 to \$5,687,864. The total principal balance due at June 30, 2024, is \$24,320,000.

The sites of Patriots Elementary School, Hickory Ridge Middle School, AT Allen Elementary School and Winkler Middle School were pledged as collateral for the 2015D LOBS. The Installment Financing Contract (the "2015D Contract") and the Trust Indenture relating to the 2015D LOBS have numerous events of default specified therein. An occurrence of an event of default under either could result in an acceleration of the then outstanding 2015D LOBS. After an event of default, the collateral securing the 2015D LOBS can be foreclosed upon, sold in a foreclosure sale and the foreclosure proceeds applied to the payment of the amounts due to the owners of the 2015D LOBS. However, under current North Carolina law, no deficiency judgment may be rendered against the County for breach of any obligation under the 2015D Contract.

---

**CABARRUS COUNTY, NORTH CAROLINA**  
**NOTES TO THE FINANCIAL STATEMENTS**  
**For the Fiscal Year Ended June 30, 2024**

---

The remedies afforded to the owners of the 2015D LOBS after an event of default are limited to those of a secured party under the laws of the State of North Carolina, including foreclosing on the collateral securing the 2015D LOBS.

On May 16, 2018, the Cabarrus County Development Corporation issued \$54,680,000 (2018) Limited Obligation Bonds (LOBS) contracts for the construction of Advanced Technology Center, New Elementary School, replacement of HVAC systems at J.N. Fries Middle School and Mount Pleasant High School, 20 school mobile units, and land for Rowan Cabarrus Community College. These 20-year LOBS have an interest rate of 3.05%. Debt Service is financed by Cabarrus County property tax revenues. Total principal and interest over a 20-year period will be \$70,563,129. Annual principal and interest payments range from \$2,241,338 to \$4,355,670. The total principal balance due at June 30, 2024, is \$34,940,000.

The site of Hickory Ridge Elementary School was pledged as collateral for the 2018 LOBS. The Installment Financing Contract (the "2018 Contract") and the Trust Indenture relating to the 2018 LOBS have numerous events of default specified therein. An occurrence of an event of default under either could result in an acceleration of the then outstanding 2018 LOBS. After an event of default, the collateral securing the 2018 LOBS can be foreclosed upon, sold in a foreclosure sale and the foreclosure proceeds applied to the payment of the amounts due to the owners of the 2018 LOBS. However, under current North Carolina law, no deficiency judgment may be rendered against the County for breach of any obligation under the 2018 Contract. The remedies afforded to the owners of the 2018 LOBS after an event of default are limited to those of a secured party under the laws of the State of North Carolina, including foreclosing on the collateral securing the 2018 LOBS.

On February 27, 2020, the County entered into a direct borrowing agreement (the "2020A Contract") with Cabarrus County Development Corporation providing for a 3-year draw program allowing the County to borrow up to \$130,000,000 as needed for the construction of the new courthouse, new middle school, land for high and middle school, skylight and roof replacement and athletic turf fields. Principal is due in a lump sum at the end of the 3-year term and interest is paid monthly at a variable rate.

On June 1, 2022, the Cabarrus County Development Corporation issued \$96,825,000 (2022A) Limited Obligation Refunding Bonds (LOBS) to refund the \$105,672,677 outstanding principal balance of the 2020A Contract on June 1, 2022. As of June 30, 2024, the County has no outstanding liability with respect to the 2020A Contract.

On July 16, 2020, the Cabarrus County Development Corporation issued \$6,230,000 (2020B) Limited Obligation Bonds (LOBS) contracts to refund \$7,820,000 (2011C) LOBS which funded the cost of acquiring real property, construction and equipping of Bethel Elementary School, Pitts Road Elementary, Kannapolis Middle School, expansion of two existing elementary school facilities and various real and personal property improvements. These 4-year LOBS have an interest rate of 1.15%. Debt Service is financed by Cabarrus County property tax revenues. Total principal and interest over a the 4-year period will be \$6,372,140. As of June 30, 2024, there is no remaining annual principal and interest payments.

The sites of Kannapolis Middle School (original land), Bethel Elementary School, Shady Brook Elementary School, Fred L. Wilson Elementary School, and Pitts Road Elementary School were pledged as collateral for the 2020B LOBS. The Installment Financing Contract (the "2020B Contract") and the Trust Indenture relating to the 2020B LOBS have numerous events of default specified therein. An occurrence of an event of default under either could result in an acceleration of the then outstanding 2020B LOBS. After an event of default, the collateral securing the 2020B LOBS can be foreclosed upon, sold in a foreclosure sale and the foreclosure proceeds applied to the payment of the amounts due to the owners of the 2020B LOBS. However, under current North Carolina law, no deficiency judgment may be rendered against the

---

**CABARRUS COUNTY, NORTH CAROLINA**  
**NOTES TO THE FINANCIAL STATEMENTS**  
**For the Fiscal Year Ended June 30, 2024**

---

County for breach of any obligation under the 2020B Contract. The remedies afforded to the owners of the 2020B LOBS after an event of default are limited to those of a secured party under the laws of the State of North Carolina, including foreclosing on the collateral securing the 2020B LOBS.

On June 1, 2022, the Cabarrus County Development Corporation issued \$96,825,000 (2022A) Limited Obligation Refunding Bonds (LOBS) to refund the \$105,672,677 outstanding principal balance of the 2020A Contract on June 1, 2022. These 20-year LOBS all bear interest at 5.00%. Debt Service is financed by Cabarrus County property tax revenues. Total principal and interest over a 20-year period will be \$147,648,750. Annual principal and interest payments range from \$5,082,000 to \$9,201,750. The total principal balance due at June 30, 2024, is \$87,135,000.

The site of Roberta Road Middle School was pledged as collateral for the 2022A LOBS. The Installment Financing Contract (the "2022A Contract") and the Trust Indenture relating to the 2022A LOBS have numerous events of default specified therein. An occurrence of an event of default under either could result in an acceleration of the then outstanding 2022A LOBS. After an event of default, the collateral securing the 2022A LOBS can be foreclosed upon, sold in a foreclosure sale and the foreclosure proceeds applied to the payment of the amounts due to the owners of the 2022A LOBS. However, under current North Carolina law, no deficiency judgment may be rendered against the County for breach of any obligation under the 2022A Contract. The remedies afforded to the owners of the 2022A LOBS after an event of default are limited to those of a secured party under the laws of the State of North Carolina, including foreclosing on the collateral securing the 2022A LOBS.

On June 8, 2022, the County entered into a direct borrowing agreement (the "2022B Contract") with Cabarrus County Development Corporation providing for a 3-year draw program allowing the County to borrow up to \$160,000,000 as needed for the construction of the new courthouse, Roberta Road Middle School, a new middle school and high school, a new replacement elementary school, a new EMS headquarters, a new public library/senior center, a new emergency equipment and information technology warehouse, a new radio tower, a new public park, land for a new regional public park, improvements to Frank Liske Park, parking improvements at Mt. Pleasant High School and roof replacements at various public schools. Principal is due in a lump sum at the end of the 3-year term and interest is paid monthly at a variable rate. As of June 30, 2024, the County has an outstanding liability of \$160,000,000.

In FY 2025, the County intends to draw the available funds and to liquidate the entire debt using the proceeds from a new permanent financing.

**CABARRUS COUNTY, NORTH CAROLINA**  
**NOTES TO THE FINANCIAL STATEMENTS**  
**For the Fiscal Year Ended June 30, 2024**

For Cabarrus County, the annual debt service payments to maturity as of June 30, 2024, for the County’s Certificates of Participation/Limited Obligation Bonds are as follows:

<u>Year Ending June 30</u>	<u>Governmental Activities</u>	
	<u>Principal</u>	<u>Interest</u>
2025	\$ 180,570,000	\$ 6,775,558
2026	20,295,000	6,122,987
2027	20,015,000	5,477,261
2028	18,200,000	4,838,512
2029	14,615,000	4,243,390
2030-2034	35,100,000	15,634,100
2035-2039	32,900,000	7,923,376
2040-2044	14,520,000	1,452,000
	<u>\$ 336,215,000</u>	<u>\$ 52,467,184</u>

**e. Installment Financing**

On December 18, 2008, the County financed the acquisition of land for the Rob Wallace Park with a down payment of \$190,000 at an effective interest rate of 4.00%. In May 2016, the County sold 40.6 acres of this property. Annual payments of \$190,000 will be made on the lease through December 2037. The County's outstanding liability at June 30, 2024, was \$2,006,991.

The site of the park was pledged as collateral for the 2008 Agreement. The Installment Purchasing Agreement (the “2008 Agreement”) relating to the 2008 Agreement has numerous events of default specified therein. An occurrence of an event of default could result in an acceleration of the then outstanding amount of the 2008 Agreement. After an event of default, the collateral securing the 2008 Agreement can be foreclosed upon, sold in a foreclosure sale and the foreclosure proceeds applied to the payment of the amounts due to the owners of the 2008 Agreement. However, under current North Carolina law, no deficiency judgment may be rendered against the County for breach of any obligation under the 2008 Agreement. The remedies afforded to the owners of the 2008 Agreement after an event of default are limited to those of a secured party under the laws of the State of North Carolina, including foreclosing on the collateral securing the 2008 Agreement.

On August 15, 2018, the County financed the acquisition of equipment for the Emergency Medical Services Department at an effective interest rate of 1.65%. Annual payments of \$115,191 will be made for six years. There is no outstanding liability as of June 30, 2024.

The equipment was pledged as collateral for the 2018 Lease. The Lease has numerous events of default specified therein. An occurrence of an event of default could result in an acceleration of the then outstanding amount of the 2018 Lease. After an event of default, the collateral securing the 2018 Lease can be foreclosed upon, sold in a foreclosure sale and the foreclosure proceeds applied to the payment of the amounts due to the owners of the 2018 Lease. However, under current North Carolina law, no deficiency judgment may be rendered against the County for breach of any obligation under the 2018 Lease. The remedies afforded to the owners of



**CABARRUS COUNTY, NORTH CAROLINA**  
**NOTES TO THE FINANCIAL STATEMENTS**  
**For the Fiscal Year Ended June 30, 2024**

the 2018 Lease after an event of default are limited to those of a secured party under the laws of the State of North Carolina, including foreclosing on the collateral securing the 2018 Lease.

For Cabarrus County, the annual debt service payments to maturity as of June 30, 2024, for the County’s installment financing are as follows:

<b>Year Ending June 30</b>	<b>Governmental Activities</b>	
	<b>Principal</b>	<b>Interest</b>
2025	\$ 109,720	\$ 80,280
2026	114,109	75,891
2027	118,673	71,327
2028	123,420	66,580
2029	128,357	61,643
2030-2034	723,032	226,967
2035-2039	689,680	70,320
Total	<u>\$ 2,006,991</u>	<u>\$ 653,007</u>

**CABARRUS COUNTY, NORTH CAROLINA**  
**NOTES TO THE FINANCIAL STATEMENTS**  
**For the Fiscal Year Ended June 30, 2024**

**Debt Related to Capital Activities** – Of the total Governmental Activities debt listed, only \$230,864,772 relates to assets for which the County holds title.

**f. Long-Term Obligation Activity**

	<u>Balance</u> <u>July 1, 2023</u>	<u>Increases</u>	<u>Decreases</u>	<u>Balance</u> <u>June 30, 2024</u>	<u>Due Within</u> <u>One Year</u>
Governmental activities:					
General Obligation Bonds	\$ 19,140,000	\$ -	\$ 6,620,000	\$ 12,520,000	\$ 6,255,000
Plus: Premiums on issuance	2,982,541	-	761,500	2,221,041	761,500
Total General Obligation Bonds	<u>22,122,541</u>	<u>-</u>	<u>7,381,500</u>	<u>14,741,041</u>	<u>7,016,500</u>
Certificates of Participation/ Limited Obligation Bonds	103,145,000	-	7,535,000	95,610,000	7,070,000
Direct borrowings and direct placements	274,254,171	84,810,829	22,850,000	336,215,000	180,570,000
Plus: Premiums on issuance	22,441,360	-	1,722,983	20,718,377	1,494,532
Total Certificates of Participation/ Limited Obligation Bonds	<u>399,840,531</u>	<u>84,810,829</u>	<u>32,107,983</u>	<u>452,543,377</u>	<u>189,134,532</u>
Leases	3,757,265	594,018	1,087,508	3,263,775	1,039,021
Installment financing	2,225,806	-	218,815	2,006,991	109,720
IT Subscriptions	817,627	954,965	640,067	1,132,525	454,373
Compensated absences	6,338,831	5,665,828	4,958,280	7,046,379	5,284,784
Net Pension liability (LGRERS)	48,833,784	8,091,495	813,341	56,111,938	-
Total Pension liability (LEOSSA)	12,244,359	1,287,240	-	13,531,599	676,580
Net OPEB liability	35,756,320	-	4,616,717	31,139,603	-
Total governmental activities	<u>\$ 531,937,064</u>	<u>\$ 101,404,375</u>	<u>\$ 51,824,211</u>	<u>\$ 581,517,228</u>	<u>\$ 203,715,510</u>

**CABARRUS COUNTY, NORTH CAROLINA**  
**NOTES TO THE FINANCIAL STATEMENTS**  
**For the Fiscal Year Ended June 30, 2024**

	<u>Balance July 1, 2023</u>	<u>Increases</u>	<u>Decreases</u>	<u>Balance June 30, 2024</u>	<u>Due Within One Year</u>
Business-type activities					
Compensated absences	\$ 13,665	\$ 20,966	\$ 22,414	\$ 12,217	\$ 9,163
Net pension liability (LGERS)	186,276	27,763	-	214,039	-
Net OPEB liability	136,392	-	17,610	118,782	-
Landfill closure/post-closure	4,101,973	-	138,075	3,963,898	90,000
Total business-type activities	<u>\$ 4,438,306</u>	<u>\$ 48,729</u>	<u>\$ 178,099</u>	<u>\$ 4,308,936</u>	<u>\$ 99,163</u>
Discretely presented component unit:					
Compensated absences	\$ 1,073,425	\$ 906,410	\$ 1,061,265	\$ 918,570	\$ 900,199
Net pension liability	12,384,627	305,876	294,124	12,396,379	168,445
Leases	476,019	3,300,631	-	3,776,650	-
Total OPEB liability	<u>1,865,861</u>	<u>-</u>	<u>13,058</u>	<u>1,852,803</u>	<u>-</u>
Total discretely presented component unit	<u>\$ 15,799,932</u>	<u>\$ 4,512,917</u>	<u>\$ 1,368,447</u>	<u>\$ 18,944,402</u>	<u>\$ 1,068,644</u>

For governmental activities, compensated absences, OPEB and unfunded pension cost are liquidated by the General Fund. For business-type activities, compensated absences and OPEB are liquidated by the business-type activity. Compensated absences are accounted for on the LIFO basis, assuming employees are taking leave time as it is earned.

The County's legal debt margin is \$ 2,124,995,220.

**g. Conduit Debt Obligations**

Cabarrus County Industrial Facility and Pollution Control Authority has issued industrial revenue bonds to provide financial assistance to private businesses for economic development purposes. These bonds are secured by the properties financed as well as by letters of credit and are payable solely from payments received from the private businesses involved. Ownership of the acquired facilities is in the name of the private business served by the bond issuance. Neither the County, the Authority, the state, nor any political subdivision thereof is obligated in any manner for the repayment of the bonds. Accordingly, the bonds are not reported as liabilities in the accompanying financial statements. As of June 30, 2024, there were no industrial revenue bonds outstanding.

**C. Interfund Balances and Activity**

Transactions between funds are accounted for as follows:

**CABARRUS COUNTY, NORTH CAROLINA**  
**NOTES TO THE FINANCIAL STATEMENTS**  
**For the Fiscal Year Ended June 30, 2024**

- 1) Transactions which would be treated as revenues, expenditures, or expenses if they involved organizations external to the County are recorded as revenues, expenditures, or expenses in the appropriate funds.
- 2) Transactions which are reimbursements to a fund for expenditures or expenses initially made from it that are properly applicable to another fund are recorded as expenditures or expenses in the reimbursing fund and as reductions of the expenditures or expenses in the appropriate funds.
- 3) All transactions other than those in 1) and 2) above are recorded as transfers.

The composition of interfund transfers for the year ending June 30, 2024, is as follows:

From the General Fund and Community Investment Fund to the Landfill Enterprise Fund for operations and capital purchase	\$ 1,553,400
From County Capital Project Fund to Community Investment Fund for debt service costs	10,000
From General Fund to Community Investment Fund for management investment policy	80,465,752
From the General Fund to the Internal Service Funds	268,500
From the General Fund and Community Investment Fund to the County Capital Projects Fund for various capital expenditures	8,695,000
From the General Fund and Community Investment Fund to the Schools Capital Projects Fund for various expenditures	14,750,532
From the General Fund to the Cabarrus Arena and Events Center for operations and capital projects	943,717
From the Internal Service Fund to the General Fund for vehicle replacement	81,005
From the Internal Service Fund to the County Capital Project Fund to rebuild Frank Liske Park Barn	1,221,598
From the General Fund to the Emergency Telephone System Fund for allowable costs	20,099
From the Public School Building Capital Projects Fund to the Community Investment Fund for debt service payments	<u>2,300,000</u>
	<u><u>\$ 110,309,603</u></u>

**CABARRUS COUNTY, NORTH CAROLINA**  
**NOTES TO THE FINANCIAL STATEMENTS**  
**For the Fiscal Year Ended June 30, 2024**

**D. Net Investment in Capital Assets**

Governmental activity, net investment in capital assets at June 30, 2024, are computed as follows:

Capital assets, net of accumulated depreciation		\$	410,985,850
Right to use assets, net of amortization			3,152,071
Subscription assets, net of amortization			1,181,637
Deferred outflows of resources			6,553,031
Less: capital debt			
Gross debt	\$	(473,687,709)	
School debt related to assets to which the County does not capitalize		242,822,937	(230,864,772)
Retainage Payable related to construction of capital assets			(3,587,538)
Deferred outflows related to school debt			<u>(4,367,252)</u>
Net investment in capital assets		\$	<u>183,053,027</u>

**E. Supplemental and Additional Supplemental One-Half of One Percent Local Government Sales and Use Tax**

State law (Chapter 105, Articles 40 and 42, of the North Carolina General Statutes) requires the County to use a portion of the proceeds of its supplemental and additional supplemental sales taxes, or local option sales taxes, for public school capital outlays or to retire public school indebtedness. During the fiscal year ended June 30, 2024, the County reported these local option sales taxes within its General Fund and Capital Investment Fund. The County expended the restricted portion of these taxes for public school capital outlays.

**F. Public School Building Capital Fund**

The Public-School Building Capital Fund (PSBCF) is currently the only source of recurring state funding for the capital facility needs (buildings and land) of the local boards of education (local education administration, or LEA). The PSBCF revenue (originally funded from a portion of the Corporate Income Tax) was distributed among the counties in the state according to Average Daily Membership (ADM) and was thus colloquially known as the "ADM Fund." At June 30, 2024 the balance of the County's ADM allocation account was \$7,167.

---

**CABARRUS COUNTY, NORTH CAROLINA**  
**NOTES TO THE FINANCIAL STATEMENTS**  
**For the Fiscal Year Ended June 30, 2024**

---

When the Lottery was formed, the share of that revenue allocated for capital projects was brought under the 'umbrella' of the PSBCF for distribution to the LEAs in the state. Technically, both and 'ADM Fund' and the Lottery are part of the PSBCF. At June 30, 2024 the Lottery fund had a disbursing account balance of \$5,388,539.

In order to assist county governments in meeting their public-school building repair and renovation needs, the North Carolina General Assembly passed legislation in 2021, as part of *S.I. 2021-180*, that established a new source of revenue to be used specifically for repair and renovation projects. At June 30, 2024 the Public-School Building Repair and Renovation Fund (PSBRRF) had an account balance of \$1,372,292.

**G. Internal Service**

The County has two internal service funds, one for self-insured hospitalization / dental insurance and the other for workers' compensation and property liability insurance. The self-insured hospitalization insurance fund accumulates premiums and pays all claims and related expenses for health insurance activities. At June 30, 2024 the self-insured hospitalization / dental internal service fund had an unrestricted net position of \$5,210,387. The self-insured workers' compensation and property liability insurance fund accumulates premiums and pays all claims and related expenses for workers' compensation and property liability insurance activities. At June 30, 2024 the workers' compensation / property liability internal service fund had a net position of \$9,567,622. In the basic financial statements, the net positions and activities have been allocated to all governmental fund types, and business types as applicable. These surpluses are being retained for anticipated future catastrophic losses.

**NOTE 3. JOINT VENTURES**

The County, in conjunction with the State of North Carolina, Rowan-Cabarrus Community College and Rowan County participates in a joint venture to operate the Rowan-Cabarrus Community College. Each of the four participants, except the County who only appoints two members, appoints four members of the fifteen-member board of trustees of the community college. The president of the community college's student government serves as an *ex-officio* non-voting member of the community college's board of trustees. The community college is included as a component unit of the state. The County has the basic responsibility for providing funding for the facilities of the community college and provides some financial support for the community college's operations. In addition to providing annual appropriations for the facilities, the County periodically issues general obligation bonds, Limited Obligation Bonds and Capital Leases to provide financing for new and restructured facilities. Of the 2013 Refunding General Obligation bonds issued, \$211,188 in debt is still outstanding. A portion of the 2013 Refunding General Obligation Bonds were refunded with new series 2020. Of the 2020 Refunding General Obligation bonds \$406,660 in debt is still outstanding. Of the 2018 Limited Obligation bond issued, \$10,720,000 in debt is still outstanding. The County has an ongoing financial responsibility for the community college because of the statutory responsibilities to provide funding for the community college's facilities. The County contributed \$4,316,397 to the community college for operating purposes and \$302,697 for capital outlay and building and grounds during the fiscal year ended June 30, 2024. In addition, the County made combined debt service principal payments of \$1,099,281 during the fiscal year on general obligation bonds, and limited obligation bonds for community college capital facilities. The participating governments do not have any equity interest in the joint venture; therefore, no equity interest has been reflected in the County's financial statements at June 30, 2024. Complete financial statements for the community college may be obtained from the community college's administrative offices at I-85 at Jake Alexander Boulevard South, Salisbury, NC 28145.

In conjunction with Cabarrus County Chamber of Commerce, the County takes part in a joint venture to operate the Cabarrus County Tourism Authority, (dba Cabarrus County Convention and Visitors Bureau), which was established pursuant to state statute for the purpose of furthering the development of travel, tourism, and

---

**CABARRUS COUNTY, NORTH CAROLINA**  
**NOTES TO THE FINANCIAL STATEMENTS**  
**For the Fiscal Year Ended June 30, 2024**

---

conventions in the County. The Board of Directors for the Tourism Authority is a twelve-member board. The Board of Cabarrus County Commissioners appoints three members, six members are appointed based on the recommendations of the Authority, and three members are appointed based on recommendations by the Cabarrus Regional Chamber of Commerce. The Board of Directors established the Convention and Visitors Bureau to conduct the day-to-day operations for the Tourism Authority. The Authority receives approximately 90% of room occupancy taxes, which are levied and collected by the County. For the year ended June 30, 2024 occupancy taxes totaling \$6,416,664 were distributed to the Authority. The participating governments and agency do not have an equity interest in the joint venture, so no equity interest has been reflected in the financial statements at June 30, 2024. Complete financial statements for the Authority can be obtained at Cabarrus County CVB, 10099 Weddington Road Ext., Suite 102, Concord NC 28027.

**NOTE 4. JOINTLY GOVERNED ORGANIZATION**

The County in conjunction with the Cities of Concord and Kannapolis and the Towns of Harrisburg and Mount Pleasant organized the Water and Sewer Authority of Cabarrus County to operate and maintain a regional interceptor sewer system and wastewater treatment system. Although not a user of the wastewater treatment services, the County is a related party by virtue of joint governance of the Water and Sewer Authority of Cabarrus County.

The County, in conjunction with eight other counties and seventy-four municipalities, established the Centralina Council of Governments (Council). The participating governments established the Council to coordinate various funding received from federal and state agencies. Each participating government appoints one member to the Council's governing board. The County paid to the Council membership fees of \$63,945 and \$21,240 for the County Aging Service Program Match during the fiscal year ended June 30, 2024. The County was the sub recipient of grants totaling \$1,121,804 from the Division of Aging of the North Carolina Department of Health and Human Services that was passed through the Council.

**NOTE 5. SUMMARY DISCLOSURE OF SIGNIFICANT COMMITMENTS AND CONTINGENCIES**

**Federal and State-Assisted Programs**

The County has received proceeds from several federal and state grants. Periodic audits of these grants are required, and certain costs may be questioned as not being appropriate expenditures under the grant agreements. Such audits could result in the refund of grant monies to the grantor agencies. Management believes that any required refunds will be immaterial. No provision has been made in the accompanying financial statements for the refund of grant monies.

**NOTE 6. SIGNIFICANT EFFECTS OF SUBSEQUENT EVENT**

**Issuance of Long-term debt**

On October 10, 2024, the Cabarrus County Development Corporation issued \$242,400,000 (2024A) Limited Obligation Refunding Bonds (LOBS) to refund the \$160,000,000 outstanding principal balance of the 2022B Contract, purchase a building to house the County's Department of Social Services, and provide funding to be included with State funds to construct a region Behavior Health Center. All in TIC interest of 3.586%

---

**CABARRUS COUNTY, NORTH CAROLINA**  
**NOTES TO THE FINANCIAL STATEMENTS**  
**For the Fiscal Year Ended June 30, 2024**

---

On November 20, 2024, the Cabarrus County Development Corporation issued \$135,010,000 (2024B) Limited Obligation Refunding Bonds (LOBS) to construct a new library and active living center for the County, construct and renovate four schools and provide funding for seven school's HVAC/roof projects. All in TIC interest rate of 3.616%

On July 1, 2024, the County entered into a ten (10) year lease with Stryker LLC for the use of Emergency Medical Equipment – Stretchers. The lease ends in June of 2034. The total lease liability is \$4,355,966 paid in ten (10) annual payments of \$435,596. First payment will be made in Fiscal Year 2025.



# REQUIRED SUPPLEMENTAL FINANCIAL DATA

---

The section contains additional information required by generally accepted accounting principles.

---

Schedule of Changes in Net OPEB Liability and Related Ratios

Schedule of County Contributions – OPEB

Schedule of Investment Returns - OPEB

Schedule of the County's Proportionate Share of Net Pension Liability (Asset) for the Local Government Employees' Retirement

Schedule of County Contributions for the Local Government Employees' Retirement System

Schedule of the County's Proportionate Share of the Net Pension Liability (Asset) for the Register of Deeds' Supplemental Pension Fund

Schedule of County Contributions for the Register of Deeds' Supplemental Pension Fund

Schedule of Changes in Total Pension Liability for the Law Enforcement Officers' Special Separation Allowance

Schedule of Total Pension Liability as a Percentage of Covered Employee Payroll for the Law Enforcement Officers' Special Separation Allowance



**CABARRUS COUNTY, NORTH CAROLINA**  
**SCHEDULE OF CHANGES IN THE NET OPEB LIABILITY AND RELATED RATIOS**  
**LAST SEVEN FISCAL YEARS**

EXHIBIT 12

	<b>Other Post Employment Benefit</b>						
	2024	2023	2022	2021	2020	2019	2018
Service cost at the end of the year	\$ 2,054,453	\$ 2,053,580	\$ 2,718,586	\$ 1,928,135	\$ 2,382,844	\$ 2,459,190	\$ 2,650,570
Interest	1,502,246	1,417,476	1,028,741	1,298,511	1,622,016	1,448,147	1,215,771
Difference between expected and actual experience	(35,709)	(3,943,785)	(286,707)	(42,333)	(11,265,223)	(309,710)	154,492
Changes of assumptions or other inputs	(4,197,665)	816,175	(6,567,892)	6,940,003	622,675	(1,458,547)	(2,423,124)
Benefits payments	(1,744,679)	(1,453,623)	(1,439,077)	(1,322,051)	(1,109,572)	(1,131,739)	(1,488,105)
<b>Net change in Total OPEB Liability</b>	<b>(2,421,354)</b>	<b>(1,110,177)</b>	<b>(4,546,349)</b>	<b>8,802,265</b>	<b>(7,747,260)</b>	<b>1,007,341</b>	<b>109,604</b>
<b>Total OPEB Liability - beginning</b>	<b>39,967,487</b>	<b>41,077,664</b>	<b>45,624,013</b>	<b>34,499,299</b>	<b>42,246,559</b>	<b>41,239,218</b>	<b>41,129,614</b>
<b>Total OPEB Liability - ending</b>	<b>\$ 37,546,133</b>	<b>\$ 39,967,487</b>	<b>\$ 41,077,664</b>	<b>\$ 43,301,564</b>	<b>\$ 34,499,299</b>	<b>\$ 42,246,559</b>	<b>\$ 41,239,218</b>

	<b>Plan Fiduciary Net Position</b>		
	2024	2023	2022
Contributions - Employer	\$ 3,744,679	\$ 3,453,623	\$ 3,439,077
Actual versus expected return	64,244	1,202	2,678
Expected investment return	148,729	70,895	-
Benefits payments	(1,744,679)	(1,453,623)	(1,439,077)
<b>Net Changes in Plan Fiduciary Net Position</b>	<b>2,212,973</b>	<b>2,072,097</b>	<b>2,002,678</b>
<b>Plan Fiduciary Net Position - beginning</b>	<b>4,074,775</b>	<b>2,002,678</b>	<b>-</b>
<b>Plan Fiduciary Net Position - ending</b>	<b>\$ 6,287,748</b>	<b>\$ 4,074,775</b>	<b>\$ 2,002,678</b>

<b>Net OPEB liability - ending</b>	\$ 31,258,385	\$ 35,892,712	\$ 39,074,986	\$ 43,301,564	\$ 34,499,299	\$ 42,246,559	\$ 41,239,218
<b>Plan Fiduciary Net Position as a percentage of Total OPEB liability</b>	16.75%	10.20%	4.88%	0.00%	0.00%	0.00%	0.00%
Covered Employee Payroll	\$ 53,364,171	\$ 52,062,606	\$ 53,880,223	\$ 51,283,972	\$ 49,994,283	\$ 44,146,565	\$ 44,146,565
Total OPEB liability as a percentage of covered Employee Payroll	70.36%	76.77%	76.24%	84.43%	69.01%	95.70%	93.41%

**Notes to Schedule**

*Changes of assumptions:* Changes of assumptions and other inputs reflect the effects of changes in the discount rate of each period. The following are the discount rates used in each period:

Fiscal Year	Rate
2024	4.67%
2023	3.65%
2022	3.54%
2021	2.21%
2020	3.50%
2019	3.89%
2018	3.56%

**CABARRUS COUNTY, NORTH CAROLINA  
SCHEDULE OF COUNTY CONTRIBUTIONS  
CURRENT FISCAL YEAR**

**EXHIBIT 13**

	2024
Actuarially determined contribution	\$ 3,667,839
Contribution in relation to the Actuarially determined contribution	3,744,679
Contribution deficiency / (excess)	<u>\$ (76,840)</u>
Covered payroll	<u>\$ 53,364,171</u>
Contribution as a percentage of covered payroll	7.02%
Investment Rate of Return	4.67%

Methods and assumptions used to determine contribution rates:

Actuarial Cost Method	Entry Age Normal
Amortization Method	Level percentage of Payroll
Remaining amortization period	28 years
Asset Valuation	Market Value
Inflation	2.50%
Healthcare Trend rates	7.5% initially, decreasing to an ultimate rate of 5.0% in 2027
Salary increase 3.5%	3.50%
Payroll Growth	2.50%
Average Assumed Retirement Age	62
Mortality	RPH-2014 Total Dataset with Scale MP-2021

**CABARRUS COUNTY, NORTH CAROLINA**  
**SCHEDULE OF INVESTMENT RETURNS**  
**CURRENT FISCAL YEAR**

---

**EXHIBIT 14**

	<u>2024</u>
Annual money-weighted rate of return, net of investment expense	3.58%

**CABARRUS COUNTY, NORTH CAROLINA**  
**SCHEDULE OF THE COUNTY'S PROPORTIONATE SHARE OF THE NET PENSION LIABILITY (ASSET)**  
**LOCAL GOVERNMENT EMPLOYEES' RETIREMENT SYSTEM**  
**LAST TEN FISCAL YEARS**

**EXHIBIT 15**

	2024	2023	2022	2021	2020	2019	2018	2017	2016	2015
County's proportion of the net pension liability (asset) %	0.850%	0.869%	0.834%	0.827%	0.795%	0.778%	0.770%	0.778%	0.724%	0.740%
County's proportionate share of the net pension liability (asset) \$	\$ 56,325,977	\$ 49,020,060	\$ 12,793,565	\$ 29,568,671	\$ 21,710,284	\$ 18,459,668	\$ 11,761,328	\$ 16,504,338	\$ 3,247,518	\$ (4,362,472)
County's covered payroll <sup>(1)</sup>	\$ 69,420,547	\$ 63,599,221	\$ 59,661,187	\$ 55,609,898	\$ 51,620,898	\$ 47,754,726	\$ 46,557,398	\$ 42,520,688	\$ 39,999,294	\$ 39,888,050
County's proportionate share of the net pension liability (asset) as a percentage of its covered payroll	81.14%	77.08%	21.44%	53.17%	42.06%	38.66%	25.26%	38.81%	8.12%	(10.94%)
Plan fiduciary net position as a percentage of the total pension liability <sup>(2)</sup>	82.49%	84.14%	95.51%	88.61%	90.86%	91.63%	94.18%	91.47%	98.09%	102.64%

<sup>(1)</sup> The amount presented for each fiscal year were determined as of the prior fiscal year ending June 30.

<sup>(2)</sup> This will be the same percentage for all participant employers in the LGERS plan.

**CABARRUS COUNTY, NORTH CAROLINA  
SCHEDULE OF COUNTY CONTRIBUTIONS  
LOCAL GOVERNMENT EMPLOYEES' RETIREMENT SYSTEM  
LAST TEN FISCAL YEARS**

**EXHIBIT 16**

	2024	2023	2022	2021	2020	2019	2018	2017	2016	2015
Contractually required contribution	\$ 10,411,123	\$ 8,561,899	\$ 7,337,388	\$ 6,153,223	\$ 5,088,523	\$ 4,097,992	\$ 3,674,201	\$ 3,472,475	\$ 2,903,772	\$ 2,855,518
Contributions in relation to the contractually required contribution	10,411,123	8,561,899	7,337,388	6,153,223	5,088,523	4,097,992	3,674,201	3,472,475	2,903,772	2,855,518
Contribution deficiency (excess)	\$ -	\$ -	\$ -	\$ -	\$ -	\$ -	\$ -	\$ -	\$ -	\$ -
County's covered payroll	\$ 79,324,119	\$ 69,420,547	\$ 63,599,221	\$ 59,661,187	\$ 55,609,898	\$ 51,620,898	\$ 47,754,726	\$ 46,557,398	\$ 42,520,688	\$ 39,999,294
Contributions as a percentage of covered payroll	13.12%	12.33%	11.54%	10.31%	9.15%	7.94%	7.69%	7.46%	6.83%	7.14%

**CABARRUS COUNTY, NORTH CAROLINA**  
**SCHEDULE OF THE COUNTY'S PROPORTIONATE SHARE OF THE NET PENSION LIABILITY (ASSET)**  
**REGISTER OF DEED'S SUPPLEMENTAL PENSION FUND**  
**LAST TEN FISCAL YEARS**

**EXHIBIT 17**

	2024	2023	2022	2021	2020	2019	2018	2017	2016	2015
County's proportion of the net pension liability (asset) %	2.126%	2.334%	2.701%	2.253%	2.072%	2.280%	2.387%	2.399%	2.267%	2.143%
County's proportionate share of the net pension liability (asset) \$	\$ (255,522)	\$ (309,762)	\$ (520,027)	\$ (516,340)	\$ (408,973)	\$ (377,711)	\$ (407,500)	\$ (448,487)	\$ (525,183)	\$ (485,686)
Plan fiduciary net position as a percentage of the total pension liability <sup>(1)</sup>	135.74%	139.04%	156.53%	173.62%	164.11%	153.31%	153.77%	160.17%	197.29%	193.88%

<sup>(1)</sup> This will be the same percentage for all participant employers in the ROD plan.



**CABARRUS COUNTY, NORTH CAROLINA**  
**SCHEDULE OF THE COUNTY CONTRIBUTIONS**  
**REGISTER OF DEED'S SUPPLEMENTAL PENSION FUND**  
**LAST TEN FISCAL YEARS**

**EXHIBIT 18**

	<u>2024</u>	<u>2023</u>	<u>2022</u>	<u>2021</u>	<u>2020</u>	<u>2019</u>	<u>2018</u>	<u>2017</u>	<u>2016</u>	<u>2015</u>
Contractually required contribution	\$ 18,380	\$ 18,976	\$ 26,821	\$ 30,568	\$ 23,488	\$ 19,690	\$ 19,516	\$ 20,743	\$ 19,597	\$ 18,134
Contributions in relation to the contractually required contribution	<u>18,380</u>	<u>18,976</u>	<u>26,821</u>	<u>30,568</u>	<u>23,488</u>	<u>19,690</u>	<u>19,516</u>	<u>20,743</u>	<u>19,597</u>	<u>18,134</u>
Contribution deficiency (excess)	<u>\$ -</u>	<u>\$ -</u>	<u>\$ -</u>	<u>\$ -</u>	<u>\$ -</u>	<u>\$ -</u>	<u>\$ -</u>	<u>\$ -</u>	<u>\$ -</u>	<u>\$ -</u>

**CABARRUS COUNTY, NORTH CAROLINA**  
**SCHEDULE OF CHANGES IN TOTAL PENSION LIABILITY**  
**LAW ENFORCEMENT OFFICERS' SPECIAL SEPARATION ALLOWANCE**  
**LAST EIGHT FISCAL YEARS**

**EXHIBIT 19**

	2024	2023	2022	2021	2020	2019	2018	2017
Beginning balance	\$ 12,244,359	\$ 13,462,604	\$ 13,003,554	\$ 8,474,799	\$ 7,374,262	\$ 7,160,865	\$ 6,676,726	\$ 6,532,773
Service cost	441,943	601,608	600,037	379,104	281,417	289,280	249,707	283,709
Interest on the total pension liability	512,796	295,583	245,798	269,162	260,998	220,996	252,149	229,563
Differences between expected and actual experience in the measurement of the total pension liability	731,099	643,902	494,015	1,083,766	724,690	319,266	(145,794)	-
Changes of assumption or other inputs	294,460	(2,108,204)	(344,991)	3,233,320	241,394	(281,484)	416,835	(164,444)
Benefits payments	(693,058)	(651,134)	(535,809)	(436,597)	(407,962)	(334,661)	(288,758)	(204,875)
Ending balance of the total pension liability	<u>\$ 13,531,599</u>	<u>\$ 12,244,359</u>	<u>\$ 13,462,604</u>	<u>\$ 13,003,554</u>	<u>\$ 8,474,799</u>	<u>\$ 7,374,262</u>	<u>\$ 7,160,865</u>	<u>\$ 6,676,726</u>

The amounts presented for each fiscal year were determined as of the prior fiscal year ending December 31.

**CABARRUS COUNTY, NORTH CAROLINA**  
**SCHEDULE OF TOTAL PENSION LIABILITY AS A PERCENTAGE OF COVERED PAYROLL**  
**LAW ENFORCEMENT OFFICERS' SPECIAL SEPARATION ALLOWANCE**  
**LAST EIGHT FISCAL YEARS**

**EXHIBIT 20**

	2024	2023	2022	2021	2020	2019	2018	2017
Total pension liability	\$ 13,531,599	\$ 12,244,359	\$ 13,462,604	\$ 13,003,554	\$ 8,474,799	\$ 7,374,262	\$ 7,160,865	\$ 6,676,726
Covered payroll	15,246,824	13,720,888	12,917,051	12,448,861	10,156,862	9,482,279	9,441,196	10,335,413
Total pension liability as a percentage of covered payroll	88.75%	89.24%	104.22%	104.46%	83.44%	77.77%	75.85%	64.60%

Notes to the schedules:

Cabarrus County has no assets accumulated in a trust that meets the criteria in paragraph 4 of the GASB Statement 73 to pay related benefits.



# OTHER SUPPLEMENTAL INFORMATION

---

---

- Combining Statements for Non-Major Funds
- Special Revenue Funds
- Capital Project Funds
- Fiduciary Funds

**CABARRUS COUNTY, NORTH CAROLINA  
COMBINING BALANCE SHEET  
NON-MAJOR GOVERNMENTAL FUNDS  
JUNE 30, 2024**

	Special Revenue Funds								Total Non-major Special Revenue Funds
	Emergency Telephone System Fund	Community Development Block Grant Fund	Cabarrus Arena and Events Center Fund	Fire Districts' Fund	Sheriff's Department Fund	Dept of Aging Fund	Social Services Payee Fund	Inter- governmental Fund	
<b>ASSETS</b>									
Cash and cash equivalents	\$ 491,131	\$ 36,513	\$ 1,568,433	\$ 22,181	\$ 109,904	\$ 58,572	\$ 475,183	\$ 71,717	\$ 2,833,634
Investments	911,621	-	2,777,292	-	166,810	101,718	-	-	3,957,441
Due from other governments	28,913	-	-	70,652	-	-	-	-	99,565
Accounts receivable	-	300	30,545	-	-	-	1,838	4,230	36,913
Prepaid items	-	-	17,996	-	-	-	-	-	17,996
Restricted cash	-	-	51,772	-	-	-	-	-	51,772
Total assets	<u>\$ 1,431,665</u>	<u>\$ 36,813</u>	<u>\$ 4,446,038</u>	<u>\$ 92,833</u>	<u>\$ 276,714</u>	<u>\$ 160,290</u>	<u>\$ 477,021</u>	<u>\$ 75,947</u>	<u>\$ 6,997,321</u>
<b>LIABILITIES</b>									
Accounts payable and accrued liabilities	\$ 4,635	\$ 34,909	\$ 282,288	\$ 92,833	\$ -	\$ -	\$ 14,889	\$ 75,947	\$ 505,501
Contract retainages	-	-	-	-	-	-	-	-	-
Total liabilities	<u>4,635</u>	<u>34,909</u>	<u>282,288</u>	<u>92,833</u>	<u>-</u>	<u>-</u>	<u>14,889</u>	<u>75,947</u>	<u>505,501</u>
<b>DEFERRED INFLOWS OF RESOURCES</b>	-	-	-	-	-	-	-	-	-
<b>FUND BALANCES</b>									
Nonspendable									
Prepaid items	-	-	17,996	-	-	-	-	-	17,996
Restricted									
Stabilization by state statute	987,780	9,081	107,842	70,652	-	-	1,838	4,230	1,181,423
Register of Deeds Automation & Enhancement	-	-	-	-	-	-	-	-	-
Emergency Telephone 911	439,250	-	-	-	-	-	-	-	439,250
Sheriff & State Safety programs	-	-	-	-	276,714	-	-	-	276,714
Soil and Water programs	-	-	-	-	-	-	-	-	-
Cabarrus Arena and Events Center	-	-	51,772	-	-	-	-	-	51,772
Health and Human Services	-	-	-	-	-	-	460,294	-	460,294
Committed									
Economic and physical development	-	-	-	-	-	-	-	-	-
Human services	-	-	-	-	-	160,290	-	-	160,290
Education	-	-	-	-	-	-	-	-	-
Culture and recreation	-	-	-	-	-	-	-	-	-
Assigned									
Culture and recreation	-	-	3,986,140	-	-	-	-	-	3,986,140
Unassigned	-	(7,177)	-	(70,652)	-	-	-	(4,230)	(82,059)
Total fund balances	<u>1,427,030</u>	<u>1,904</u>	<u>4,163,750</u>	<u>-</u>	<u>276,714</u>	<u>160,290</u>	<u>462,132</u>	<u>-</u>	<u>6,491,820</u>
Total liabilities, deferred inflows of resources and fund balances	<u>\$ 1,431,665</u>	<u>\$ 36,813</u>	<u>\$ 4,446,038</u>	<u>\$ 92,833</u>	<u>\$ 276,714</u>	<u>\$ 160,290</u>	<u>\$ 477,021</u>	<u>\$ 75,947</u>	<u>\$ 6,997,321</u>

**CABARRUS COUNTY, NORTH CAROLINA  
COMBINING BALANCE SHEET  
NON-MAJOR GOVERNMENTAL FUNDS  
JUNE 30, 2024**

**SCHEDULE 1  
PAGE 2 OF 2**

	Capital Project Funds				Total Non-major Governmental Funds
	Public School Building Fund	School Capital Projects Fund	Small Projects Fund	Total Capital Projects Funds	
<b>ASSETS</b>					
Cash and cash equivalents	\$ -	\$ 5,941,056	\$ 1,424,813	\$ 7,365,869	\$ 10,199,503
Investments	-	9,807,412	2,411,000	12,218,412	16,175,853
Due from other governments	-	-	-	-	99,565
Accounts receivable	-	24,425	-	24,425	61,338
Prepaid items	-	-	-	-	17,996
Restricted cash	-	-	-	-	51,772
Total assets	<u>\$ -</u>	<u>\$ 15,772,893</u>	<u>\$ 3,835,813</u>	<u>\$ 19,608,706</u>	<u>\$ 26,606,027</u>
<b>LIABILITIES</b>					
Accounts payable and accrued liabilities	\$ -	\$ 2,313,124	\$ 10,826	\$ 2,323,950	\$ 2,829,451
Contract retainages	-	276,552	-	276,552	276,552
Total liabilities	<u>-</u>	<u>2,589,676</u>	<u>10,826</u>	<u>2,600,502</u>	<u>3,106,003</u>
<b>DEFERRED INFLOWS OF RESOURCES</b>	<u>-</u>	<u>-</u>	<u>281,057</u>	<u>281,057</u>	<u>281,057</u>
<b>FUND BALANCES</b>					
Nonspendable					
Prepaid items	-	-	-	-	17,996
Restricted					
Stabilization by state statute	-	24,425	-	24,425	1,205,848
Register of Deeds Automation & Enhancement	-	-	623,861	623,861	623,861
Emergency Telephone 911	-	-	-	-	439,250
Sheriff & State Safety programs	-	-	-	-	276,714
Soil and Water programs	-	-	203,552	203,552	203,552
Cabarrus Arena and Events Center	-	-	-	-	51,772
Health and Human Services	-	-	-	-	460,294
Committed					
Economic and physical development	-	-	2,617,517	2,617,517	2,617,517
Human services	-	-	-	-	160,290
Education	-	13,158,792	-	13,158,792	13,158,792
Culture and recreation	-	-	99,000	99,000	99,000
Assigned					
Culture and recreation	-	-	-	-	3,986,140
Unassigned	-	-	-	-	(82,059)
Total fund balances	<u>-</u>	<u>13,183,217</u>	<u>3,543,930</u>	<u>16,727,147</u>	<u>23,218,967</u>
Total liabilities, deferred inflows of resources and fund balances	<u>\$ -</u>	<u>\$ 15,772,893</u>	<u>\$ 3,835,813</u>	<u>\$ 19,608,706</u>	<u>\$ 26,606,027</u>

**CABARRUS COUNTY, NORTH CAROLINA**  
**COMBINING STATEMENT OF REVENUES, EXPENDITURES, AND CHANGES IN FUND BALANCES**  
**NON-MAJOR GOVERNMENTAL FUNDS**  
**FOR THE YEAR ENDED JUNE 30, 2024**

SCHEDULE 2  
PAGE 1 OF 2

	Special Revenue Funds								Total Non-major Special Revenue Funds
	Emergency Telephone System Fund	Community Development Block Grant Fund	Cabarrus Arena and Events Center Fund	Fire Districts' Fund	Sheriff's Department Fund	Dept of Aging Fund	Social Services Payee Fund	Inter- governmental Fund	
<b>REVENUES</b>									
Ad valorem taxes	\$ -	\$ -	\$ -	\$ 7,221,569	\$ -	\$ -	\$ -	\$ -	\$ 7,221,569
Restricted intergovernmental	346,956	136,529	-	-	135,063	-	411,399	-	1,029,947
Intergovernmental - lottery	-	-	-	-	-	-	-	-	-
Program fees	-	-	544,043	-	2,022	-	-	2,007,543	2,553,608
Investment earnings	72,605	-	185,951	-	10,634	6,587	10,159	-	285,936
Donations	-	-	356,481	-	-	202	-	-	356,683
Miscellaneous	-	-	4,213	-	-	-	-	-	4,213
Total revenues	<u>419,561</u>	<u>136,529</u>	<u>1,090,688</u>	<u>7,221,569</u>	<u>147,719</u>	<u>6,789</u>	<u>421,558</u>	<u>2,007,543</u>	<u>11,451,956</u>
<b>EXPENDITURES</b>									
General government	-	-	-	-	-	-	-	-	-
Public safety	197,678	-	-	7,221,569	21,126	-	-	-	7,440,373
Economic and physical development	-	181,816	-	-	-	-	-	-	181,816
Environmental protection	-	-	-	-	-	-	-	-	-
Human services	-	-	-	-	-	-	331,961	-	331,961
Education	-	-	-	-	-	-	-	2,007,543	2,007,543
Culture and recreation	-	-	1,555,284	-	-	-	-	-	1,555,284
Capital outlay	1,088,308	-	165,221	-	47,640	-	-	-	1,301,169
Total expenditures	<u>1,285,986</u>	<u>181,816</u>	<u>1,720,505</u>	<u>7,221,569</u>	<u>68,766</u>	<u>-</u>	<u>331,961</u>	<u>2,007,543</u>	<u>12,818,146</u>
Excess (deficiency) of revenues over (under) expenditures	<u>(866,425)</u>	<u>(45,287)</u>	<u>(629,817)</u>	<u>-</u>	<u>78,953</u>	<u>6,789</u>	<u>89,597</u>	<u>-</u>	<u>(1,366,190)</u>
<b>OTHER FINANCING SOURCES (USES)</b>									
Issuance of debt	-	-	-	-	-	-	-	-	-
Transfer in	20,099	-	943,717	-	-	-	-	-	963,816
Transfer (out)	-	-	-	-	-	-	-	-	-
Total other financing sources (uses)	<u>20,099</u>	<u>-</u>	<u>943,717</u>	<u>-</u>	<u>-</u>	<u>-</u>	<u>-</u>	<u>-</u>	<u>963,816</u>
Net change in fund balances	(846,326)	(45,287)	313,900	-	78,953	6,789	89,597	-	(402,374)
Fund balance, July 1	<u>2,273,356</u>	<u>47,191</u>	<u>3,849,850</u>	<u>-</u>	<u>197,761</u>	<u>153,501</u>	<u>372,535</u>	<u>-</u>	<u>6,894,194</u>
Fund balance, June 30	<u>\$ 1,427,030</u>	<u>\$ 1,904</u>	<u>\$ 4,163,750</u>	<u>\$ -</u>	<u>\$ 276,714</u>	<u>\$ 160,290</u>	<u>\$ 462,132</u>	<u>\$ -</u>	<u>\$ 6,491,820</u>



**CABARRUS COUNTY, NORTH CAROLINA**  
**COMBINING STATEMENT OF REVENUES, EXPENDITURES, AND CHANGES IN FUND BALANCES**  
**NON-MAJOR GOVERNMENTAL FUNDS**  
**FOR THE YEAR ENDED JUNE 30, 2024**

SCHEDULE 2  
PAGE 2 OF 2

	Capital Project Funds				Total Non-major Governmental Funds
	Public School Building Fund	School Capital Projects Fund	Small Projects Fund	Total Capital Projects Funds	
<b>REVENUES</b>					
Ad valorem taxes	\$ -	\$ -	\$ 428,407	\$ 428,407	\$ 7,649,976
Restricted intergovernmental	-	2,109,082	115,581	2,224,663	3,254,610
Intergovernmental - lottery	2,452,700	-	-	2,452,700	2,452,700
Program fees	-	-	31,569	31,569	2,585,177
Investment earnings	-	-	136,134	136,134	422,070
Donations	-	-	-	-	356,683
Miscellaneous	-	-	12,038	12,038	16,251
Total revenues	<u>2,452,700</u>	<u>2,109,082</u>	<u>723,729</u>	<u>5,285,511</u>	<u>16,737,467</u>
<b>EXPENDITURES</b>					
General government	-	-	44,069	44,069	44,069
Public safety	-	-	-	-	7,440,373
Economic and physical development	-	-	113,932	113,932	295,748
Environmental protection	-	-	300	300	300
Human services	-	-	-	-	331,961
Education	152,700	40,212,876	-	40,365,576	42,373,119
Culture and recreation	-	-	-	-	1,555,284
Capital outlay	-	-	1,000	1,000	1,302,169
Total expenditures	<u>152,700</u>	<u>40,212,876</u>	<u>159,301</u>	<u>40,524,877</u>	<u>53,343,023</u>
Excess (deficiency) of revenues over (under) expenditures	<u>2,300,000</u>	<u>(38,103,794)</u>	<u>564,428</u>	<u>(35,239,366)</u>	<u>(36,605,556)</u>
<b>OTHER FINANCING SOURCES (USES)</b>					
Issuance of debt	-	30,218,552	-	30,218,552	30,218,552
Transfer in	-	14,750,532	-	14,750,532	15,714,348
Transfer (out)	(2,300,000)	-	-	(2,300,000)	(2,300,000)
Total other financing sources (uses)	<u>(2,300,000)</u>	<u>44,969,084</u>	<u>-</u>	<u>42,669,084</u>	<u>43,632,900</u>
Net change in fund balances	-	6,865,290	564,428	7,429,718	7,027,344
Fund balance, July 1	-	6,317,927	2,979,502	9,297,429	16,191,623
Fund balance, June 30	<u>\$ -</u>	<u>\$ 13,183,217</u>	<u>\$ 3,543,930</u>	<u>\$ 16,727,147</u>	<u>\$ 23,218,967</u>



# SPECIAL REVENUE FUNDS

---

Special Revenue Funds are used to account for specific revenues that are legally restricted to expenditures for particular purposes

---

**Emergency Telephone System** – accounts for the receipt and disbursement of funds for the Cabarrus County Emergency 911 system.

**Community Development Block Grant** – accounts for the receipt and disbursement of grant funds from the Community Development Block Grant.

**Cabarrus Arena and Events Center** – accounts for the operations of the County owned Arena and Events Center and the annual Cabarrus County Fair.

**Fire Districts'** – accounts for the receipt of property taxes levied for each Fire Department District collected by Cabarrus County and then remitted to each fire department for the purpose of providing fire protection to a specific tax area.

**Sheriff's Department** – collects and appropriates Federal and State funds received specifically for the Cabarrus County Sheriff's Department.

**Department of Aging** – collects and appropriates contributions and private donations received specifically for the Cabarrus County Department of Aging's Senior Citizen programs and projects

**Social Services** – accounts for money deposited with the County through the Department of Social Services under a program which manages the financial affairs of persons unable or incapable of managing on their own.

**Intergovernmental** – accounts for the penalties, fines, and forfeitures collected by the County and remitted to school systems.



**CABARRUS COUNTY, NORTH CAROLINA  
EMERGENCY TELEPHONE SYSTEM SPECIAL REVENUE FUND**

**SCHEDULE 3**

**SCHEDULE OF REVENUES, EXPENDITURES, AND CHANGES IN FUND BALANCE - BUDGET AND ACTUAL  
FOR THE FISCAL YEAR ENDED JUNE 30, 2024**

	<u>Actual</u>		
	<u>Budget</u>	<u>Actual</u>	<u>Variance Positive (Negative)</u>
<b>REVENUES</b>			
Restricted intergovernmental:			
NC 911 service fees	\$ 346,955	\$ 346,956	\$ -
Investment earnings	5,000	72,605	67,605
Total revenues	<u>351,955</u>	<u>419,561</u>	<u>67,605</u>
<b>EXPENDITURES</b>			
Public Safety:			
Operations	370,147	197,678	172,469
Capital outlay	2,047,175	1,088,308	958,867
Total expenditures	<u>2,417,322</u>	<u>1,285,986</u>	<u>1,131,336</u>
Revenues over (under) expenditures	<u>(2,065,367)</u>	<u>(866,425)</u>	<u>1,198,942</u>
<b>OTHER FINANCING SOURCES (USES)</b>			
Transfer In - Community Investment Fund	20,099	20,099	-
Fund balance appropriation	2,045,268	-	(2,045,268)
Total other financing sources	<u>2,065,367</u>	<u>20,099</u>	<u>(2,045,268)</u>
Net change in fund balance	<u>\$ -</u>	<u>(846,326)</u>	<u>\$ (846,326)</u>
Fund balance, July 1		<u>2,273,356</u>	
Fund balance, June 30		<u>\$ 1,427,030</u>	

**CABARRUS COUNTY, NORTH CAROLINA**  
**COMMUNITY DEVELOPMENT BLOCK GRANT SPECIAL REVENUE FUND**  
**SCHEDULE OF REVENUES, EXPENDITURES, AND CHANGES IN FUND BALANCE - BUDGET AND ACTUAL**  
**FROM INCEPTION AND FOR THE FISCAL YEAR ENDED JUNE 30, 2024**

**SCHEDULE 4**

	<u>Project Authorization</u>	<u>Prior Years</u>	<u>Actual Current Year</u>	<u>Total to Date</u>
<b>REVENUES</b>				
Restricted intergovernmental:				
CDBG program fees	\$ 42,352	\$ 42,352	\$ -	\$ 42,352
HOME Consortium grants	964,042	205,247	122,429	327,676
HOME program revenues	<u>58,595</u>	<u>45,695</u>	<u>14,100</u>	<u>59,795</u>
Total revenues	<u>1,064,989</u>	<u>293,294</u>	<u>136,529</u>	<u>429,823</u>
<b>EXPENDITURES</b>				
Economic and physical development:				
CDBG:				
Sub-contractor construction	<u>42,352</u>	<u>41,817</u>	<u>-</u>	<u>41,817</u>
HOME Consortium:				
Consultants	1,045,665	9,864	142,231	152,095
Sub-contractor construction	<u>61,829</u>	<u>279,279</u>	<u>39,585</u>	<u>318,864</u>
Total HOME consortium	<u>1,107,494</u>	<u>289,143</u>	<u>181,816</u>	<u>470,959</u>
Total expenditures	<u>1,149,846</u>	<u>330,960</u>	<u>181,816</u>	<u>512,776</u>
Revenues over (under) expenditures	(84,857)	(37,666)	(45,287)	(82,953)
<b>OTHER FINANCING SOURCES (USES)</b>				
Transfer in - General Fund	<u>84,857</u>	<u>84,857</u>	<u>-</u>	<u>84,857</u>
Net change in fund balance	<u>\$ -</u>	<u>\$ 47,191</u>	(45,287)	<u>\$ 1,904</u>
Fund balance, July 1			<u>47,191</u>	
Fund balance, June 30			<u>\$ 1,904</u>	

**CABARRUS COUNTY, NORTH CAROLINA**  
**CABARRUS ARENA AND EVENTS CENTER SPECIAL REVENUE FUND**  
**SCHEDULE OF REVENUES, EXPENDITURES, AND CHANGES IN FUND BALANCE - BUDGET AND ACTUAL**  
**FOR THE FISCAL YEAR ENDED JUNE 30, 2024**

**SCHEDULE 5**  
**PAGE 1 OF 2**

	<b>Actual</b>		
	<b>Budget</b>	<b>Actual</b>	<b>Variance Positive (Negative)</b>
<b>REVENUES</b>			
<b>Arena and Events Center:</b>			
Donations - Cabarrus Visitors Bureau	\$ 322,500	\$ 346,481	\$ 23,981
Investment earnings	-	16	16
Total Arena and Events Center	<u>322,500</u>	<u>346,497</u>	<u>23,997</u>
<b>County Fair:</b>			
Program fees	749,831	544,043	(205,788)
Investment earnings	15,000	185,935	170,935
Miscellaneous	5,000	4,213	(787)
Total County Fair	<u>769,831</u>	<u>734,191</u>	<u>(35,640)</u>
<b>Visitor Related Events:</b>			
Donations - Cabarrus Visitors Bureau	10,000	10,000	-
Total revenues	<u>1,102,331</u>	<u>1,090,688</u>	<u>(11,643)</u>
<b>EXPENDITURES</b>			
Cultural and recreational:			
<b>Arena and Events Center:</b>			
Management company	1,083,711	479,406	604,305
Other operating expenses	430,790	284,560	146,230
Capital outlay	85,820	165,221	(79,401)
Total Arena & Events Center	<u>1,600,321</u>	<u>929,187</u>	<u>671,134</u>
<b>County Fair:</b>			
Salaries and employee benefits	195,117	171,549	23,568
Other operating expenses	725,887	619,769	106,118
Total County Fair	<u>921,004</u>	<u>791,318</u>	<u>129,686</u>

**CABARRUS COUNTY, NORTH CAROLINA**  
**CABARRUS ARENA AND EVENTS CENTER SPECIAL REVENUE FUND**  
**SCHEDULE OF REVENUES, EXPENDITURES, AND CHANGES IN FUND BALANCE - BUDGET AND ACTUAL**  
**FOR THE FISCAL YEAR ENDED JUNE 30, 2024**

**SCHEDULE 5**  
**PAGE 2 OF 2**

	<b>Actual</b>		
	<b>Budget</b>	<b>Actual</b>	<b>Variance Positive (Negative)</b>
<b>Visitor Related Events:</b>			
Total visitor-related events	10,000	-	10,000
Total expenditures	2,531,325	1,720,505	810,820
Revenues over (under) expenditures	(1,428,994)	(629,817)	799,177
<b>OTHER FINANCING SOURCES (USES)</b>			
Transfer in - General Fund	943,717	943,717	-
Fund balance appropriated	485,277	-	(485,277)
Total other financing sources (uses)	1,428,994	943,717	(485,277)
Net change in fund balance	\$ -	313,900	\$ 313,900
Fund balance, July 1		3,849,850	
Fund balance, June 30		\$ 4,163,750	



**CABARRUS COUNTY, NORTH CAROLINA  
FIRE DISTRICTS SPECIAL REVENUE FUND**

**SCHEDULE 6**

**SCHEDULE OF REVENUES, EXPENDITURES, AND CHANGES IN FUND BALANCE - BUDGET AND ACTUAL  
FOR THE FISCAL YEAR ENDED JUNE 30, 2024**

	<u>Actual</u>		<b>Variance Positive (Negative)</b>
	<u>Budget</u>	<u>Actual</u>	
<b>REVENUES</b>			
Ad valorem taxes	\$ 7,449,003	\$ 7,221,569	\$ (227,434)
<b>EXPENDITURES</b>			
Public safety	<u>7,449,003</u>	<u>7,221,569</u>	<u>227,434</u>
Net change in fund balance	<u>\$ -</u>	<u>-</u>	<u>\$ -</u>
Fund balance, July 1		<u>-</u>	
Fund balance, June 30		<u>\$ -</u>	

**CABARRUS COUNTY, NORTH CAROLINA  
SHERIFF'S DEPARTMENT SPECIAL REVENUE FUND**

**SCHEDULE 7**

**SCHEDULE OF REVENUES, EXPENDITURES, AND CHANGES IN FUND BALANCE - BUDGET AND ACTUAL  
FROM INCEPTION AND FOR THE FISCAL YEAR ENDED JUNE 30, 2024**

	Project Authorization	Prior Years	Actual Current Year	Total to Date
<b>REVENUES</b>				
Federal forfeiture sharing	\$ 123,678	\$ 123,678	\$ -	\$ 123,678
Federal forfeiture sharing - Treasury	277,297	277,299	-	277,299
NC Substance Control Tax	672,575	567,554	135,063	702,617
Firing range fees	37,323	36,555	2,022	38,577
Investment earnings:				
Federal forfeiture sharing	9,948	8,615	1,727	10,342
Federal forfeiture sharing - Treasury	16,024	14,747	2,160	16,907
NC Substance Control tax	66,200	62,051	6,385	68,436
Firing range	1,181	942	362	1,304
Total revenues	<u>1,204,226</u>	<u>1,091,441</u>	<u>147,719</u>	<u>1,239,160</u>
<b>EXPENDITURES</b>				
Public safety	842,913	580,007	21,126	601,133
Capital outlay:				
Equipment	201,341	153,701	47,640	201,341
Vehicles	337,423	337,423	-	337,423
Total expenditures	<u>1,381,677</u>	<u>1,071,131</u>	<u>68,766</u>	<u>1,139,897</u>
Revenues (under) expenditures	<u>(177,451)</u>	<u>20,310</u>	<u>78,953</u>	<u>99,263</u>
<b>OTHER FINANCING SOURCES (USES)</b>				
Transfer in - General Fund	285,138	285,138	-	285,138
Transfer (out) - General Fund	(107,687)	(107,687)	-	(107,687)
Total other financing sources (uses)	<u>177,451</u>	<u>177,451</u>	<u>-</u>	<u>177,451</u>
Net change in fund balance	<u>\$ -</u>	<u>\$ 197,761</u>	78,953	<u>\$ 276,714</u>
Fund balance, July 1			<u>197,761</u>	
Fund balance, June 30			<u>\$ 276,714</u>	

**CABARRUS COUNTY, NORTH CAROLINA  
DEPARTMENT OF AGING SPECIAL REVENUE FUND**

**SCHEDULE 8**

**SCHEDULE OF REVENUES, EXPENDITURES, AND CHANGES IN FUND BALANCE - BUDGET AND ACTUAL  
FROM INCEPTION AND FOR THE FISCAL YEAR ENDED JUNE 30, 2024**

	<u>Project Authorization</u>	<u>Prior Years</u>	<u>Actual Current Year</u>	<u>Total to Date</u>
<b>REVENUES</b>				
Contributions and private donations	\$ 197,528	\$ 197,738	\$ 202	\$ 197,940
Investment earnings	25,602	26,845	6,587	33,432
Total revenues	<u>223,130</u>	<u>224,583</u>	<u>6,789</u>	<u>231,372</u>
<b>EXPENDITURES</b>				
Human Services:				
Special projects	<u>223,130</u>	<u>71,082</u>	<u>-</u>	<u>71,082</u>
Net change in fund balance	<u>\$ -</u>	<u>\$ 153,501</u>	6,789	<u>\$ 160,290</u>
Fund balance, July 1			<u>153,501</u>	
Fund balance, June 30			<u>\$ 160,290</u>	

**CABARRUS COUNTY, NORTH CAROLINA**

**SCHEDULE 9**

**SOCIAL SERVICES PAYEE FUND**

**SCHEDULE OF REVENUES, EXPENDITURES AND CHANGES IN FUND BALANCE - BUDGET AND ACTUAL**

**FOR THE YEAR ENDED JUNE 30, 2024**

	Final Budget	Actual	Variance Positive (Negative)
<b>REVENUES</b>			
Restricted intergovernmental	\$ 400,000	\$ 411,399	\$ 11,399
Investment earnings	-	10,159	10,159
Total revenues	<u>400,000</u>	<u>421,558</u>	<u>21,558</u>
<b>EXPENDITURES</b>			
Current:			
Human services			
Payments made for the benefit of beneficiaries	<u>400,000</u>	<u>331,961</u>	<u>68,039</u>
Net change in fund balance	<u>\$ -</u>	89,597	<u>\$ 89,597</u>
Fund balance, beginning		<u>372,535</u>	
Fund balance, ending		<u>\$ 462,132</u>	

**CABARRUS COUNTY, NORTH CAROLINA**  
**INTERGOVERNMENTAL FUND**  
**SCHEDULE OF REVENUES, EXPENDITURES AND CHANGES IN**  
**FUND BALANCE - BUDGET AND ACTUAL**  
**FOR THE YEAR ENDED JUNE 30, 2024**

**SCHEDULE 10**

	Final Budget	Actual	Variance Positive (Negative)
<b>REVENUES</b>			
Sales and services			
Penalties, fines and forfeitures	\$ 2,455,000	\$ 2,007,543	\$ (447,457)
<b>EXPENDITURES</b>			
Current:			
General government			
Payments of penalties, fines and forfeitures to the			
Legal fees	130,000	106,704	23,296
Cabarrus County Schools	2,050,000	1,707,174	342,826
Kannapolis City Schools	275,000	193,665	81,335
Total expenditures	<u>2,455,000</u>	<u>2,007,543</u>	<u>447,457</u>
Net change in fund balance	<u>\$ -</u>	-	<u>\$ -</u>
Fund balance, beginning		-	
Fund balance, ending		<u>\$ -</u>	



# CAPITAL PROJECT FUNDS

---

The Capital Projects Funds are used to account for the acquisition and construction of major capital facilities other than those financed by proprietary funds and trust funds.

---

**Public School Building** – collects State public school funds and lottery proceeds and disbursing the funds for smaller non-debt school capital projects.

**School Capital Projects** – accounts for planning, design, construction and/or renovation of schools through the use of debt and non-debt sources.

**Small Projects** – collects and appropriates general fund revenues and federal and State grant funds received specifically for use by the appropriate Cabarrus County Department who has received the funds.





**CABARRUS COUNTY, NORTH CAROLINA  
PUBLIC SCHOOL BUILDING CAPITAL PROJECTS FUND**

**SCHEDULE 11**

**SCHEDULE OF REVENUES, EXPENDITURES, AND CHANGES IN FUND BALANCE - BUDGET AND ACTUAL  
FROM INCEPTION AND FOR THE FISCAL YEAR ENDED JUNE 30, 2024**

	<u>Project Authorization</u>	<u>Prior Years</u>	<u>Actual Current Year</u>	<u>Total to Date</u>
<b>REVENUES</b>				
Intergovernmental				
Lottery proceeds: State	\$ 20,262,161	\$ 17,530,000	\$ 2,300,000	\$ 19,830,000
Lottery proceeds: Rowan County	1,204,849	1,052,149	152,700	1,204,849
Total revenues	<u>21,467,010</u>	<u>18,582,149</u>	<u>2,452,700</u>	<u>21,034,849</u>
<b>EXPENDITURES</b>				
Capital outlay - education:				
Rowan County projects	1,204,849	1,052,149	152,700	1,204,849
Total expenditures	<u>1,204,849</u>	<u>1,052,149</u>	<u>152,700</u>	<u>1,204,849</u>
Revenues over expenditures	<u>20,262,161</u>	<u>17,530,000</u>	<u>2,300,000</u>	<u>19,830,000</u>
<b>OTHER FINANCING SOURCES (USES)</b>				
Transfer (out) - CIF	(18,112,161)	(15,380,000)	(2,300,000)	(17,680,000)
Transfer (out) - School Construction - CPF	(1,650,000)	(1,650,000)	-	(1,650,000)
Transfer (out) - LOBS 2017 - CPF	(500,000)	(500,000)	-	(500,000)
Total other financing sources (uses)	<u>(20,262,161)</u>	<u>(17,530,000)</u>	<u>(2,300,000)</u>	<u>(19,830,000)</u>
Net change in fund balance	<u>\$ -</u>	<u>\$ -</u>	<u>-</u>	<u>\$ -</u>
Fund balance, July 1			-	
Fund balance, June 30			<u>\$ -</u>	

**CABARRUS COUNTY, NORTH CAROLINA  
SCHOOL CAPITAL PROJECTS FUND**

**SCHEDULE 12  
PAGE 1 OF 2**

**SCHEDULE OF REVENUES, EXPENDITURES, AND CHANGES IN FUND BALANCE - BUDGET AND ACTUAL  
FROM INCEPTION AND FOR THE FISCAL YEAR ENDED JUNE 30, 2024**

	Project Authorization	Actual		Total to Date
		Prior Years	Current Year	
<b>REVENUES</b>				
NC Department of Transportation Grant	\$ 1,950,000	\$ -	\$ 2,109,082	\$ 2,109,082
Contributions and Donations	1,550,000	1,545,275	-	1,545,275
Total revenues	3,500,000	1,545,275	2,109,082	3,654,357
<b>EXPENDITURES</b>				
Roberta Road Middle School	56,599,331	54,379,568	(65)	54,379,503
New High School	9,513,790	6,907,200	1,560,393	8,467,593
R. Brown McAllister Elementary	48,326,750	24,737,220	19,568,158	44,305,378
Southeast High School	1,816,320	1,816,248	-	1,816,248
JM Robinson High School Mondo Track	1,550,000	634,086	915,914	1,550,000
Coltrane Webb Stem Elementary	1,500,000	-	66,094	66,094
New Harrisburg Elementary	1,500,000	-	11,925	11,925
Opportunity School	9,535,000	-	186,859	186,859
Cabarrus Health Science Institute	2,000,000	-	1,182,448	1,182,448
Concord High School HVAC	9,000,000	-	257,625	257,625
Weddington Hills HVAC	7,000,000	-	192,327	192,327
Central Cabarrus High School Track	1,050,000	-	688,121	688,121
Cox Mill Elementary School Roof	2,500,000	-	40,663	40,663
Hickory Ridge High School Roof	2,550,000	-	71,240	71,240
Hickory Ridge High School Track	1,925,000	-	1,893,357	1,893,357
Mary Francis Wall Renovation	11,000,000	-	210,548	210,548
Tennis Courts Reconstruction	1,495,000	-	666,008	666,008
Wolf Meadow Elementary School Roof	2,000,000	-	51,677	51,677
Fred L. Wilson Elementary School	14,000,000	-	583,530	583,530
Forrest Park Elementary School HVAC	7,000,000	-	347,400	347,400
Shady Brook Elementary School Chiller	450,000	-	244,087	244,087
RCCC South Campus HVAC	6,150,500	-	67,485	67,485
Cabarrus County School Maintenance	30,835,948	15,120,117	8,836,682	23,956,799
Kannapolis City School Maintennace	5,640,034	2,926,691	2,421,105	5,347,796
Rowan Cabarrus Community College Maintenance	2,652,500	1,233,480	149,295	1,382,775
Total expenditures	237,590,173	107,754,610	40,212,876	147,967,486
Revenues (under) expenditures	(234,090,173)	(106,209,335)	(38,103,794)	(144,313,129)

**CABARRUS COUNTY, NORTH CAROLINA  
SCHOOL CAPITAL PROJECTS FUND**

**SCHEDULE OF REVENUES, EXPENDITURES, AND CHANGES IN FUND BALANCE - BUDGET AND ACTUAL  
FROM INCEPTION AND FOR THE FISCAL YEAR ENDED JUNE 30, 2024**

	<u>Project Authorization</u>	<u>Prior Years</u>	<u>Actual Current Year</u>	<u>Total to Date</u>
<b>OTHER FINANCING SOURCES (USES)</b>				
Proceeds from LOBS 2020A	45,227,096	45,232,065	-	45,232,065
Proceeds from LOBS 2022B	57,105,056	26,289,459	30,218,552	56,508,011
Proceeds from LOBS 2024B	76,001,750	-	-	-
Transfer in - General Fund	18,762,386	15,909,450	2,037,656	17,947,106
Transfer in - Capital Projects	9,383,614	9,383,613	-	9,383,613
Transfer in - Capital Reserve	693,429	693,429	-	693,429
Transfer in - Community Investment Fund	31,918,176	20,020,580	12,712,876	32,733,456
Transfer (out) - CIF	(25,174)	(25,174)	-	(25,174)
Transfer (out) - Capital Reserve	(4,976,160)	(4,976,160)	-	(4,976,160)
Total other financing sources (uses)	<u>234,090,173</u>	<u>112,527,262</u>	<u>44,969,084</u>	<u>157,496,346</u>
Net change in fund balance	<u>\$ -</u>	<u>\$ 6,317,927</u>	6,865,290	<u>\$ 13,183,217</u>
Fund balance, July 1			<u>6,317,927</u>	
Fund balance, June 30			<u>\$ 13,183,217</u>	

**CABARRUS COUNTY, NORTH CAROLINA  
SMALL PROJECTS CAPITAL PROJECTS FUND**

**SCHEDULE 13  
PAGE 1 OF 2**

**SCHEDULE OF REVENUES, EXPENDITURES, AND CHANGES IN FUND BALANCE - BUDGET AND ACTUAL  
FROM INCEPTION AND FOR THE FISCAL YEAR ENDED JUNE 30, 2024**

	<u>Project Authorization</u>	<u>Prior Years</u>	<u>Actual Current Year</u>	<u>Total to Date</u>
<b>REVENUES</b>				
<b>Board of Elections:</b>				
Investment earnings	\$ 34,130	\$ 34,144	\$ 29	\$ 34,173
<b>Register of Deeds:</b>				
Automation & enhancement fees	2,425,515	2,331,880	115,581	2,447,461
Investment earnings	97,294	80,988	25,981	106,969
Total Register of Deeds	<u>2,522,809</u>	<u>2,412,868</u>	<u>141,562</u>	<u>2,554,430</u>
<b>Community Development:</b>				
Program fees	<u>104,642</u>	<u>61,811</u>	<u>30,434</u>	<u>92,245</u>
<b>Soil &amp; Water:</b>				
Grants	1,221,419	749,755	-	749,755
Stewardship Fund	52,250	52,250	-	52,250
Deferred tax collections	443,823	443,823	-	443,823
Program fees	20,709	19,624	1,135	20,759
Contribution and donations	2,898	2,898	-	2,898
Investment earnings	1,693	1,693	-	1,693
Total Soil & Water	<u>1,742,792</u>	<u>1,270,043</u>	<u>1,135</u>	<u>1,271,178</u>
<b>Elma Lomax Incubator Farm:</b>				
Deferred tax collections	<u>527,000</u>	<u>347,000</u>	<u>180,000</u>	<u>527,000</u>
<b>Local Agriculture Preservation:</b>				
Deferred tax collections	5,057,943	4,809,654	248,407	5,058,061
Lease on Land	27,037	15,000	12,038	27,038
Investment earnings	250,034	179,221	110,124	289,345
Total Soil & Water	<u>5,335,014</u>	<u>5,003,875</u>	<u>370,569</u>	<u>5,374,444</u>
Total revenues	<u>10,266,387</u>	<u>9,129,741</u>	<u>723,729</u>	<u>9,853,470</u>

**CABARRUS COUNTY, NORTH CAROLINA  
SMALL PROJECTS CAPITAL PROJECTS FUND**

**SCHEDULE OF REVENUES, EXPENDITURES, AND CHANGES IN FUND BALANCE - BUDGET AND ACTUAL  
FROM INCEPTION AND FOR THE FISCAL YEAR ENDED JUNE 30, 2024**

	<u>Project Authorization</u>	<u>Prior Years</u>	<u>Actual Current Year</u>	<u>Total to Date</u>
<b>EXPENDITURES</b>				
Operations:				
General Govt - Board of Elections	86,316	111,677	-	111,677
General Govt - Register of Deeds	2,600,314	1,964,004	44,069	2,008,073
Economic Development - Community Development	159,544	74,618	33,932	108,550
Economic Development - Elma Lomax	427,000	347,000	80,000	427,000
Environmental Protection - Soil & Water	1,828,937	1,153,472	300	1,153,772
Environ Protect - Local Agric Preservation	2,538,815	-	-	-
Total Operations	<u>7,640,926</u>	<u>3,650,771</u>	<u>158,301</u>	<u>3,809,072</u>
Capital Outlay:				
Land Purchase	100,000	-	1,000	1,000
Equipment and furniture	152,899	127,530	-	127,530
Total capital outlay	<u>252,899</u>	<u>127,530</u>	<u>1,000</u>	<u>128,530</u>
Total expenditures	<u>7,893,825</u>	<u>3,778,301</u>	<u>159,301</u>	<u>3,937,602</u>
Revenues over (under) expenditures	<u>2,372,562</u>	<u>5,351,440</u>	<u>564,428</u>	<u>5,915,868</u>
<b>OTHER FINANCING SOURCES (USES)</b>				
Transfer in - General Fund	293,837	293,837	-	293,837
Transfer in - Capital Reserve Fund	150,000	150,000	-	150,000
Transfer (out) - General Fund	(25,000)	(25,000)	-	(25,000)
Transfer (out) - Capital Project Fund	(2,791,399)	(2,790,775)	-	(2,790,775)
Total other financing sources (uses)	<u>(2,372,562)</u>	<u>(2,371,938)</u>	<u>-</u>	<u>(2,371,938)</u>
Net change in fund balance	<u>\$ -</u>	<u>\$ 2,979,502</u>	<u>564,428</u>	<u>\$ 3,543,930</u>
Fund balance, July 1			<u>2,979,502</u>	
Fund balance, June 30			<u>\$ 3,543,930</u>	



# FIDUCIARY FUNDS

---

Custodial Funds are used to report fiduciary activities that are not required to be reported in pension (and other employee benefit) trust funds, investment trust funds, or private-purpose trust funds. These funds are used to account for assets the County holds on behalf of others that meet certain criteria.

---

## **INDIVIDUAL FUND DESCRIPTIONS**

### **CUSTODIAL FUNDS:**

**Undistributed Taxes** – is used to account for property taxes collected before they are distributed to local municipalities.

**Jail Commissary** – is used to account for inmate’s money deposited with the County when an inmate is housed at the County detention center. The money can be used by inmate to purchase commissary items. Unused monies are returned to the inmate upon their release.

### **PENSION TRUST FUNDS**

**OPEB Trust Fund** – accounts for the County’s contributions for healthcare coverage provided to qualified retirees.





**CABARRUS COUNTY, NORTH CAROLINA**  
**COMBINING STATEMENT OF FIDUCIARY NET POSITION**  
**CUSTODIAL FUNDS**  
**JUNE 30, 2024**

**SCHEDULE 14**

	<u>Undistributed Taxes</u>	<u>Jail Commissary</u>	<u>Total Custodial Funds</u>
<b>ASSETS</b>			
Cash and cash equivalents	\$ 1,450,842	\$ 91,077	\$ 1,541,919
Taxes receivable for other governments, net	<u>1,062,397</u>	<u>-</u>	<u>1,062,397</u>
Total assets	<u>2,513,239</u>	<u>91,077</u>	<u>2,604,316</u>
 <b>NET POSITION</b>			
Restricted for:			
Individuals, organizations, and other governments	<u>2,513,239</u>	<u>91,077</u>	<u>2,604,316</u>
Total net position	<u>\$ 2,513,239</u>	<u>\$ 91,077</u>	<u>\$ 2,604,316</u>

**CABARRUS COUNTY, NORTH CAROLINA**  
**COMBINING STATEMENT OF CHANGES IN FIDUCIARY NET POSITION**  
**CUSTODIAL FUNDS**  
**FOR THE FISCAL YEAR ENDED JUNE 30, 2024**

**SCHEDULE 15**

	<u>Undistributed Taxes</u>	<u>Jail Commissary</u>	<u>Total Custodial Funds</u>
<b>ADDITIONS</b>			
Ad valorem taxes for other governments	\$ 132,123,082	\$ -	\$ 132,123,082
Collections on behalf of inmates	-	1,032,034	1,032,034
Total additions	<u>132,123,082</u>	<u>1,032,034</u>	<u>133,155,116</u>
<b>DEDUCTIONS</b>			
Tax distributions to other governments	132,041,740	-	132,041,740
Payments on behalf of inmates	-	1,025,322	1,025,322
Total deductions	<u>132,041,740</u>	<u>1,025,322</u>	<u>133,067,062</u>
Net increase (decrease) in fiduciary net position	81,342	6,712	88,054
Net position, beginning,	<u>2,431,897</u>	<u>84,365</u>	<u>2,516,262</u>
Net position, ending	<u>\$ 2,513,239</u>	<u>\$ 91,077</u>	<u>\$ 2,604,316</u>

**CABARRUS COUNTY, NORTH CAROLINA**  
**STATEMENT OF FIDUCIARY NET POSITION**  
**OPEB TRUST FUND**  
**JUNE 30, 2024**

**SCHEDULE 16**

	<u>OPEB Trust Fund</u>
<b>ASSETS</b>	
Cash and cash equivalents	\$ 6,287,748
Total assets	<u>6,287,748</u>
<b>NET POSITION</b>	
Restricted for:	
Post employment benefits other than pensions	6,287,748
Total net position	<u>\$ 6,287,748</u>

**CABARRUS COUNTY, NORTH CAROLINA**  
**STATEMENT OF CHANGES IN FIDUCIARY NET POSITION**  
**OPEB TRUST FUND**  
**FOR THE FISCAL YEAR ENDED JUNE 30, 2024**

**SCHEDULE 17**

	<u>OPEB Trust Fund</u>
<b>ADDITIONS</b>	
Employer contributions	\$ 2,000,000
Investment income	212,973
Total additions	<u>2,212,973</u>
Net increase (decrease) in fiduciary net position	2,212,973
Net position, July 1	4,074,775
Net position, June 30	<u>\$ 6,287,748</u>

# INTERNAL SERVICE FUNDS

---

Internal Service Funds are used to account for the financing of goods and services provided by one department or agency to other departments or agencies of the County on a cost reimbursement basis

---

**Workers' Compensation | Property Liability** was established to accumulate premiums and pay all claims and related expenses for workers' compensation and property liability activities.

**Self-Insured Medical | Dental** was established as a self-insurance fund for employee health and dental insurance coverage. The employee's premium and the County's contribution are deposited in this fund. Payments for health and dental coverage are made to third-party administrators for the statement of claims plus administrative expenses.



**CABARRUS COUNTY, NORTH CAROLINA  
INTERNAL SERVICE FUNDS  
COMBINING STATEMENT OF NET POSITION  
JUNE 30, 2024**

**SCHEDULE 18**

	<b>Workers' Compensation and Property Liability Fund</b>	<b>Medical Dental Fund</b>	<b>Total</b>
<b>ASSETS</b>			
Cash and cash equivalents	\$ 10,094,745	\$ 5,918,294	\$ 16,013,039
Prepaid expenses	3,150	536,267	539,417
Total current assets	<u>10,097,895</u>	<u>6,454,561</u>	<u>16,552,456</u>
Capital assets:			
Vehicles and equipment	29,664	-	29,664
Less: Accumulated depreciation	<u>(29,664)</u>	<u>-</u>	<u>(29,664)</u>
Total assets	<u>10,097,895</u>	<u>6,454,561</u>	<u>16,552,456</u>
<b>LIABILITIES</b>			
Accounts payable	98	46,174	46,272
Amounts payable for future claims	<u>530,175</u>	<u>1,198,000</u>	<u>1,728,175</u>
Total liabilities	<u>530,273</u>	<u>1,244,174</u>	<u>1,774,447</u>
<b>NET POSITION</b>			
Unrestricted	<u>\$ 9,567,622</u>	<u>\$ 5,210,387</u>	<u>\$ 14,778,009</u>

**CABARRUS COUNTY, NORTH CAROLINA  
INTERNAL SERVICE FUNDS**

**SCHEDULE 19**

**COMBINING STATEMENT OF REVENUES, EXPENSES, AND CHANGES IN FUND BALANCES  
FOR THE FISCAL YEAR ENDED JUNE 30, 2024**

	<b>Workers' Compensation and Property Liability Fund</b>	<b>Medical Dental Fund</b>	<b>Total</b>
<b>Operating revenues:</b>			
Insurance premiums	\$ 3,450,035	\$ 17,735,177	\$ 21,185,212
Program fees	-	37,977	37,977
Insurance refunds	1,224,717	969,853	2,194,570
Total operating revenues	<u>4,674,752</u>	<u>18,743,007</u>	<u>23,417,759</u>
<b>Operating expenses:</b>			
General administrative and other	1,627,267	3,345,570	4,972,837
Claims	664,372	15,398,082	16,062,454
Total operating expenses	<u>2,291,639</u>	<u>18,743,652</u>	<u>21,035,291</u>
Operating income (loss)	<u>2,383,113</u>	<u>(645)</u>	<u>2,382,468</u>
<b>Nonoperating revenues:</b>			
Investment earnings	373,553	177,605	551,158
Income (loss) before contributions	<u>2,756,666</u>	<u>176,960</u>	<u>2,933,626</u>
<b>Transfers:</b>			
Transfers out - General Fund	(81,005)	-	(81,005)
Transfers out - Capital Projects Fund	(1,221,598)	-	(1,221,598)
Transfers in - General Fund	-	268,500	268,500
Total transfers	<u>(1,302,603)</u>	<u>268,500</u>	<u>(1,034,103)</u>
Change in net position	1,454,063	445,460	1,899,523
Net position, July 1	<u>8,113,559</u>	<u>4,764,927</u>	<u>12,878,486</u>
Net position, June 30	<u>\$ 9,567,622</u>	<u>\$ 5,210,387</u>	<u>\$ 14,778,009</u>



**CABARRUS COUNTY, NORTH CAROLINA**  
**SELF-INSURED WORKERS' COMPENSATION AND LIABILITY INTERNAL SERVICES FUND**  
**SCHEDULE OF REVENUES AND EXPENDITURES - FINANCIAL PLAN AND ACTUAL (NON-GAAP)**  
**FOR THE FISCAL YEAR ENDED JUNE 30, 2024**

**SCHEDULE 20**  
**PAGE 1 OF 2**

	2024		Variance Favorable (Unfavorable)
	Financial Plan	Actual	
<b>Revenues:</b>			
<b>Property Liability:</b>			
Operating revenues:			
Insurance premiums	\$ 1,516,000	\$ 1,516,224	\$ 224
Insurance refunds	1,221,598	1,224,717	3,119
Total operating revenues	<u>2,737,598</u>	<u>2,740,941</u>	<u>3,343</u>
Nonoperating revenues:			
Investment earnings	20,000	373,553	353,553
<b>Workers Compensation</b>			
Operating revenues:			
Insurance premiums	<u>1,971,537</u>	<u>1,933,811</u>	<u>(37,726)</u>
Total revenues	<u>4,729,135</u>	<u>5,048,305</u>	<u>319,170</u>
<b>Expenditures:</b>			
<b>Property Liability:</b>			
General and administrative - Premiums	1,413,040	1,320,040	93,000
Claims	543,995	264,850	279,145
Consultants	21,000	21,000	-
Total property liability	<u>1,978,035</u>	<u>1,605,890</u>	<u>372,145</u>

**CABARRUS COUNTY, NORTH CAROLINA**  
**SELF-INSURED WORKERS' COMPENSATION AND LIABILITY INTERNAL SERVICES FUND**  
**SCHEDULE OF REVENUES AND EXPENDITURES - FINANCIAL PLAN AND ACTUAL (NON-GAAP)**  
**FOR THE FISCAL YEAR ENDED JUNE 30, 2024**

**SCHEDULE 20**  
**PAGE 2 OF 2**

	2024		Variance Favorable (Unfavorable)
	Financial Plan	Actual	
<b>Workers Compensation</b>			
General and administrative - premiums	320,000	247,961	72,039
Purchased services	11,000	8,016	2,984
Claims	1,610,287	399,522	1,210,765
Consultant	30,250	30,250	-
Total workers compensation	<u>1,971,537</u>	<u>685,749</u>	<u>1,285,788</u>
Total expenditures	<u>3,949,572</u>	<u>2,291,640</u>	<u>1,657,932</u>
Revenues over (under) expenditures	<u>779,563</u>	<u>2,756,666</u>	<u>1,977,103</u>
Fund balance appropriated	<u>523,040</u>	<u>-</u>	<u>(523,040)</u>
<b>Transfers:</b>			
Transfers to - Capital Projects Fund	(1,221,598)	(1,221,598)	-
Transfers to - General Fund	(81,005)	(81,005)	-
Total transfers	<u>(1,302,603)</u>	<u>(1,302,603)</u>	<u>-</u>
Revenues and transfers over (under) expenditures	<u>\$ -</u>	<u>\$ 1,454,063</u>	<u>\$ 1,454,063</u>
Change in net position		<u>\$ 1,454,063</u>	

**CABARRUS COUNTY, NORTH CAROLINA**  
**SELF-INSURED MEDICAL AND DENTAL INTERNAL SERVICE FUND**  
**SCHEDULE OF REVENUES AND EXPENDITURES - FINANCIAL PLAN AND ACTUAL (NON-GAAP BASIS)**  
**FOR THE FISCAL YEAR ENDED JUNE 30, 2024**

**SCHEDULE 21**

	2024		
	Financial Plan	Actual	Variance Favorable (Unfavorable)
<b>MEDICAL</b>			
Operating revenues:			
Insurance premiums	\$ 16,870,067	\$ 17,232,897	\$ 362,830
Insurance refunds	970,785	969,853	(932)
Program fees	33,488	37,977	4,489
Total operating revenues	<u>17,874,340</u>	<u>18,240,727</u>	<u>366,387</u>
<b>DENTAL</b>			
Operating revenues:			
Insurance premiums	480,000	502,280	22,280
Total operating revenues	<u>18,354,340</u>	<u>18,743,007</u>	<u>388,667</u>
Nonoperating revenues:			
Investment earnings	5,000	177,605	172,605
Total revenues	<u>18,359,340</u>	<u>18,920,612</u>	<u>561,272</u>
<b>MEDICAL</b>			
General and administrative	3,656,348	3,272,294	384,054
Claims	14,669,196	14,760,566	(91,370)
Total hospitalization	<u>18,325,544</u>	<u>18,032,860</u>	<u>292,684</u>
<b>DENTAL</b>			
General and administrative	74,500	73,276	1,224
Claims	674,000	637,516	36,484
Total dental	<u>748,500</u>	<u>710,792</u>	<u>37,708</u>
Total expenditures	<u>19,074,044</u>	<u>18,743,652</u>	<u>330,392</u>
Income (loss) before contributions	(714,704)	176,960	891,664
<b>Transfers:</b>			
Transfers in - General Fund	268,500	268,500	-
Revenues and transfers over (under) expenditures	(446,204)	445,460	891,664
Fund balance appropriated	446,204	-	446,204
Change in net position	<u>\$ -</u>	<u>\$ 445,460</u>	<u>\$ 445,460</u>

**CABARRUS COUNTY, NORTH CAROLINA  
INTERNAL SERVICE FUNDS  
COMBINING STATEMENT OF CASH FLOWS  
FOR THE FISCAL YEAR ENDED JUNE 30, 2024**

**SCHEDULE 22**

	<b>Workers' Compensation and Property Liability Fund</b>	<b>Medical Dental Fund</b>	<b>Total</b>
<b>Cash flows from operating activities:</b>			
Cash received from customers	\$ -	\$ 8,075	\$ 8,075
Cash received from departments	4,680,520	18,418,174	23,098,694
Cash paid to suppliers for goods and services	(2,195,926)	(18,611,315)	(20,807,241)
Net cash provided (used) for operating activities	<u>2,484,594</u>	<u>(185,066)</u>	<u>2,299,528</u>
<b>Cash flows from noncapital financing:</b>			
Transfer in	-	268,500	268,500
Transfer out	(1,302,603)	-	(1,302,603)
Net cash provided (used) from noncapital financing	<u>(1,302,603)</u>	<u>268,500</u>	<u>(1,034,103)</u>
<b>Cash flows from investing activities:</b>			
Interest received on investments	<u>373,553</u>	<u>177,605</u>	<u>551,158</u>
<b>Net increase (decrease) in cash and cash equivalents</b>	<u>1,555,544</u>	<u>261,039</u>	<u>1,816,583</u>
Cash and cash equivalents, July 1	<u>8,539,201</u>	<u>5,657,255</u>	<u>14,196,456</u>
Cash and cash equivalents, June 30	<u>\$ 10,094,745</u>	<u>\$ 5,918,294</u>	<u>\$ 16,013,039</u>
<b>Reconciliation of operating income (loss) to net cash provided by (used for) operating activities:</b>			
Operating income (loss)	<u>\$ 2,383,113</u>	<u>\$ (645)</u>	<u>\$ 2,382,468</u>
(Increase) decrease in accounts receivable and prepaid expenses	5,768	(316,758)	(310,990)
Increase (decrease) in accounts payable and accrued liabilities	95,713	132,337	228,050
Total adjustments	<u>101,481</u>	<u>(184,421)</u>	<u>(82,940)</u>
Net cash provided by (used for) operating activities	<u>\$ 2,484,594</u>	<u>\$ (185,066)</u>	<u>\$ 2,299,528</u>

# OTHER SCHEDULES

---

---

**Tax Receivable and Tax Levy** - schedules report the balance of the past ten years of tax levies and provides detailed information concerning the current tax assessment and levy.

**General Fund** - accounts for resources traditionally associated with government that are not required legally or by sound financial management to be accounted for in other funds.

**Community Investment Fund** – sub fund of the general fund and accounts for sales tax | lottery revenue dedicated to school capital and property tax revenues for debt | capital projects. This fund also accounts for debt service expenditures and transfers to Capital Projects Funds.

**County Capital Projects Fund** – accounts for construction, renovations, and larger Capital projects for the County using debt and non-debt sources.

**CARES Act Relief Fund** - accounts for funding received from the federal government to cover COVID-19 expenditures for public health emergencies.

**Opioid Settlement** – accounts for the receipt of funds as part of nationwide settlement related to multiple opioid lawsuits and disbursement of funds for opioid abatement and remediation activities.

**Landfill Fund** - accounts for the operations that are financed and operated in a manner like private business or where the board has decided that the determination of revenues earned, costs incurred and | or net income is necessary for management accountability. The schedule presents the results of operation for the Landfill on the modified accrual basis for comparison to the legally adopted budget. A reconciliation of the modified accrual basis to the full accrual basis (per generally accepted accounting principles) follows the schedule.



**CABARRUS COUNTY, NORTH CAROLINA**  
**SCHEDULE OF AD VALOREM TAXES RECEIVABLE**  
**JUNE 30, 2024**

SCHEDULE 23

Fiscal Year	Uncollected Balance June 30, 2023	Additions	Collections and Credits	Uncollected Balance June 30, 2024
2024	\$ -	\$ 240,688,829	\$ 239,340,145	\$ 1,348,684
2023	1,545,982		966,958	579,024
2022	326,137		100,261	225,876
2021	225,708		31,752	193,956
2020	319,243		19,773	299,470
2019	117,918		13,067	104,851
2018	512,592		32,233	480,359
2017	58,504		12,567	45,937
2016	91,836		47,013	44,823
2015	102,567		45,875	56,692
2014	102,585		102,585	-
Total	<u>\$ 3,403,072</u>	<u>\$ 240,688,829</u>	<u>\$ 240,712,229</u>	<u>3,379,672</u>
Less: Allowance for uncollectible accounts:				
General Fund				<u>(1,601,516)</u>
Ad valorem taxes receivable (net):				
General Fund				<u>\$ 1,778,156</u>
<u>Reconciliation to revenues:</u>				
Ad valorem taxes - General Fund				\$ 240,250,343
Penalties collected on ad valorem taxes - Custodial Fund				620,155
Total ad valorem taxes and penalties				<u>240,870,498</u>
Reconciling items:				
Deferred taxes				210,116
Interest collected				(672,480)
Taxes written-off				76,580
Abatement of prior year taxes				132,630
Collection of tax previously written-off				(18,185)
NCVTS refunds				113,070
Total reconciling items				<u>(158,269)</u>
Total collections and credits				<u>\$ 240,712,229</u>

**CABARRUS COUNTY, NORTH CAROLINA  
ANALYSIS OF CURRENT YEAR LEVY  
COUNTY-WIDE LEVY  
FOR THE FISCAL YEAR ENDED JUNE 30, 2024**

**SCHEDULE 24  
PAGE 1 OF 2**

	County-wide			Total Levy	
	Property Valuation	Rate	Amount of Levy	Property Excluding Registered Motor Vehicles	Registered Motor Vehicles
Original levy:					
Property taxed at current year's rate	\$ 32,320,239,327	\$ 0.7400	\$ 239,119,626	\$ 216,814,688	\$ 22,304,938
Penalties	-		312,045	312,045	-
Total	<u>32,320,239,327</u>		<u>239,431,671</u>	<u>217,126,733</u>	<u>22,304,938</u>
Discoveries:					
Current year taxes	239,269,961	0.7400	798,135	797,335	800
Prior year taxes	-		870,105	870,105	-
Penalties	-		158,335	158,335	-
Total	<u>239,269,961</u>		<u>1,826,575</u>	<u>1,825,775</u>	<u>800</u>
Releases	<u>(75,972,678)</u>		<u>(569,417)</u>	<u>(569,417)</u>	<u>-</u>
Total property valuation	<u>\$ 32,483,536,610</u>				
Net levy			240,688,829	218,383,091	22,305,738
Uncollected taxes at June 30, 2024			<u>1,348,684</u>	<u>1,348,684</u>	<u>-</u>
Current year's taxes collected			<u>\$ 239,340,145</u>	<u>\$ 217,034,407</u>	<u>\$ 22,305,738</u>
Current levy collection percentage			<u>99.44%</u>	<u>99.38%</u>	<u>100.00%</u>



**CABARRUS COUNTY, NORTH CAROLINA  
ANALYSIS OF CURRENT YEAR LEVY  
COUNTY-WIDE LEVY  
FOR THE FISCAL YEAR ENDED JUNE 30, 2024**

**SCHEDULE 24  
PAGE 2 OF 2**

**Secondary market disclosures:**

Assessed valuation:

Assessment ratio <sup>1</sup>	100%
Real property	\$ 26,109,127,127
Personal property	5,825,313,628
Public service companies <sup>2</sup>	<u>549,095,855</u>
 Total assessed valuation	 \$ 32,483,536,610
 Tax rate per \$100	 <u>0.7400</u>
 Levy (includes discoveries, releases and abatements) <sup>3</sup>	 <u><u>\$ 240,688,829</u></u>

In addition to the County-wide rate, the following table lists the levies by the County on behalf of fire protection districts for the fiscal year ended June 30:

Fire protection districts <sup>4</sup>	<u><u>\$ 6,526,668</u></u>
--	----------------------------

<sup>1</sup> Percentage of appraised value has been established by statute.

<sup>2</sup> Valuation of railroads, telephone companies and other utilities as determined by the North Carolina Property Tax Commission.

<sup>3</sup> Levy includes penalties.

<sup>4</sup> Levy excludes motor vehicle taxes.

**CABARRUS COUNTY, NORTH CAROLINA  
TEN LARGEST TAXPAYERS  
FOR THE FISCAL YEAR ENDED JUNE 30, 2024**

**SCHEDULE 25**

**Secondary market disclosures (continued):**

Taxpayer	Type of Business	Assessed Valuation	Percentage of Total Assessed Valuation
Corning Inc	Manufacturing	\$ 432,691,872	1.47%
Mall at Concord Mills LP	Retail Center	229,966,930	0.78%
Duke Energy Corp	Public Service - Utilities	221,472,514	0.75%
Charlotte Motor Speedway Inc	Sports - Racing	197,735,998	0.67%
Hendricks Motorsports Inc	Sports - Racing	161,166,006	0.55%
Castle & Cooke NC LLC / David H Murdock	Real Estate - Commercial	150,850,623	0.51%
Celgard LLC	Manufacturing	150,810,964	0.51%
Weinstein Properties	Real Estate - Residential	134,609,350	0.46%
Hendrick Automotive	Automotive Sales	133,058,388	0.45%
Eli Lilly and Company	Pharmaceutical	130,727,318	0.44%
Totals		<u>\$ 1,943,089,963</u>	<u>6.59%</u>

<sup>1</sup>More information about principal property taxpayers can be found on Table 7.

**CABARRUS COUNTY, NORTH CAROLINA**

**GENERAL FUND**

**SCHEDULE OF OF REVENUES, EXPENDITURES, AND CHANGES IN FUND BALANCE - BUDGET AND ACTUAL**

**FOR THE FISCAL YEAR ENDED JUNE 30, 2024**

	<u>Final Budget</u>	<u>Actual</u>	<u>Variance Positive (Negative)</u>
<b>REVENUES</b>			
<b>Ad Valorem Taxes:</b>			
Taxes - current	\$ 234,476,760	\$ 238,450,526	\$ 3,973,766
Taxes - delinquent	1,500,000	1,127,337	(372,663)
Interest	540,000	672,480	132,480
Total	<u>236,516,760</u>	<u>240,250,343</u>	<u>3,733,583</u>
<b>Local Option Sales Taxes:</b>			
Sales tax - one cent	26,700,000	27,152,563	452,563
Sales tax - half cent (40)	11,410,000	12,738,673	1,328,673
Sales tax - half cent (42)	6,960,000	7,351,531	391,531
Sales tax - half cent (44)	-	77	77
Sales tax fire districts	2,011,330	1,843,276	(168,054)
Total	<u>47,081,330</u>	<u>49,086,120</u>	<u>2,004,790</u>
<b>Other Taxes:</b>			
Franchise fees	450,000	396,333	(53,667)
Gross receipts tax	275,000	370,605	95,605
Heavy equipment tax	90,000	287,326	197,326
ABC Bottle tax	350,000	78,264	(271,736)
Total	<u>1,165,000</u>	<u>1,132,528</u>	<u>(32,472)</u>
<b>Intergovernmental Revenues:</b>			
Federal and state grants	33,131,464	31,701,996	(1,429,468)
Court facilities fees	350,000	316,504	(33,496)
ABC profit distribution	200,000	251,568	51,568
Other intergovernmental	7,783,545	8,561,085	777,540
Total	<u>41,465,009</u>	<u>40,831,153</u>	<u>(633,856)</u>
<b>Permits and Fees:</b>			
Inspection fees	4,800,000	6,432,405	1,632,405
Register of Deeds	3,225,000	3,273,451	48,451
Other permits	301,455	298,185	(3,270)
Total	<u>8,326,455</u>	<u>10,004,041</u>	<u>1,677,586</u>

**CABARRUS COUNTY, NORTH CAROLINA**

**GENERAL FUND**

**SCHEDULE OF OF REVENUES, EXPENDITURES, AND CHANGES IN FUND BALANCE - BUDGET AND ACTUAL**

**FOR THE FISCAL YEAR ENDED JUNE 30, 2024**

	<u>Final Budget</u>	<u>Actual</u>	<u>Variance Positive (Negative)</u>
<b>Sales and Services:</b>			
Ambulance fees	7,768,000	9,629,573	1,861,573
Recreation fees	658,795	688,827	30,032
Transportation	1,031,000	826,728	(204,272)
Other sales and services	7,274,036	6,690,466	(583,570)
Total	<u>16,731,831</u>	<u>17,835,594</u>	<u>1,103,763</u>
<b>Investment Earnings:</b>			
Interest on investments	<u>2,049,648</u>	<u>12,998,974</u>	<u>10,949,326</u>
<b>Miscellaneous:</b>			
Private contributions and donations	174,100	122,152	(51,948)
Sale of materials and capital assets	35,000	164,871	129,871
Other	135,000	137,549	2,549
Total	<u>344,100</u>	<u>424,572</u>	<u>80,472</u>
<b>Total revenues</b>	<u>353,680,133</u>	<u>372,563,324</u>	<u>18,883,191</u>
<b>EXPENDITURES</b>			
<b>General Government</b>			
Board of Commissioners			
Personnel services	385,377	376,591	8,786
Operations	206,387	175,340	31,047
Total	<u>591,764</u>	<u>551,931</u>	<u>39,833</u>
Legal Department			
Personnel services	298,161	296,822	1,339
Operations	548,513	487,988	60,525
Total	<u>846,674</u>	<u>784,810</u>	<u>61,864</u>
County Manager			
Personnel services	1,328,408	1,326,012	2,396
Operations	183,059	(128,623)	311,682
Capital outlay	42,470	42,041	429
Total	<u>1,553,937</u>	<u>1,239,430</u>	<u>314,507</u>

**CABARRUS COUNTY, NORTH CAROLINA  
GENERAL FUND**

**SCHEDULE OF OF REVENUES, EXPENDITURES, AND CHANGES IN FUND BALANCE - BUDGET AND ACTUAL  
FOR THE FISCAL YEAR ENDED JUNE 30, 2024**

	<u>Final Budget</u>	<u>Actual</u>	<u>Variance Positive (Negative)</u>
Budget			
Personnel services	358,776	363,914	(5,138)
Operations	13,153	8,030	5,123
Total	<u>371,929</u>	<u>371,944</u>	<u>(15)</u>
Strategy			
Personnel services	344,301	333,330	10,971
Operations	21,673	20,954	719
Total	<u>365,974</u>	<u>354,284</u>	<u>11,690</u>
Internal Audit			
Personnel services	129,118	35,734	93,384
Operations	5,649	341	5,308
Total	<u>134,767</u>	<u>36,075</u>	<u>98,692</u>
Procurement			
Personnel services	228,507	215,909	12,598
Operations	9,332	8,756	576
Total	<u>237,839</u>	<u>224,665</u>	<u>13,174</u>
Communications & Outreach			
Personnel services	656,663	655,171	1,492
Operations	237,517	173,672	63,845
Total	<u>894,180</u>	<u>828,843</u>	<u>65,337</u>
Safety & Risk Management			
Personnel services	231,981	207,707	24,274
Operations	27,433	20,766	6,667
Total	<u>259,414</u>	<u>228,473</u>	<u>30,941</u>
Human Resources			
Personnel services	1,339,930	1,275,463	64,467
Operations	335,729	258,300	77,429
Capital outlay	21,554	19,995	1,559
Total	<u>1,697,213</u>	<u>1,553,758</u>	<u>143,455</u>

**CABARRUS COUNTY, NORTH CAROLINA**

**GENERAL FUND**

**SCHEDULE OF OF REVENUES, EXPENDITURES, AND CHANGES IN FUND BALANCE - BUDGET AND ACTUAL**

**FOR THE FISCAL YEAR ENDED JUNE 30, 2024**

	<u>Final Budget</u>	<u>Actual</u>	<u>Variance Positive (Negative)</u>
Tax Collector			
Personnel services	710,494	709,019	1,475
Operations	659,613	707,770	(48,157)
Total	<u>1,370,107</u>	<u>1,416,789</u>	<u>(46,682)</u>
Tax Administration			
Personnel services	2,924,148	2,928,932	(4,784)
Operations	271,993	227,230	44,763
Total	<u>3,196,141</u>	<u>3,156,162</u>	<u>39,979</u>
Board of Elections			
Personnel services	1,263,615	808,627	454,988
Operations	709,647	434,829	274,818
Total	<u>1,973,262</u>	<u>1,243,456</u>	<u>729,806</u>
Register of Deeds			
Personnel services	737,361	737,919	(558)
Operations	109,553	109,331	222
Capital outlay	4,760	4,528	232
Total	<u>851,674</u>	<u>851,778</u>	<u>(104)</u>
Finance			
Personnel services	1,560,617	1,580,124	(19,507)
Operations	201,153	141,655	59,498
Total	<u>1,761,770</u>	<u>1,721,779</u>	<u>39,991</u>
Information Technology Services			
Personnel services	4,612,833	4,269,609	343,224
Operations	6,553,036	4,019,401	2,533,635
Capital outlay	75,000	75,000	-
Total	<u>11,240,869</u>	<u>8,364,010</u>	<u>2,876,859</u>
Non-Departmental			
Personnel services	2,256,708	1,262,813	993,895
Operations	2,971,146	1,980,938	990,208
Total	<u>5,227,854</u>	<u>3,243,751</u>	<u>1,984,103</u>

**CABARRUS COUNTY, NORTH CAROLINA**

**GENERAL FUND**

**SCHEDULE OF OF REVENUES, EXPENDITURES, AND CHANGES IN FUND BALANCE - BUDGET AND ACTUAL**

**FOR THE FISCAL YEAR ENDED JUNE 30, 2024**

	<u>Final Budget</u>	<u>Actual</u>	<u>Variance Positive (Negative)</u>
Facility Construction & Design			
Personnel services	282,111	257,900	24,211
Operations	13,148	7,734	5,414
Total	<u>295,259</u>	<u>265,634</u>	<u>29,625</u>
Grounds Maintenance			
Personnel services	816,127	803,189	12,938
Operations	1,397,886	1,031,409	366,477
Capital outlay	92,000	80,383	11,617
Total	<u>2,306,013</u>	<u>1,914,981</u>	<u>391,032</u>
Infrastructure and Asset Management			
Personnel services	812,768	758,793	53,975
Operations	1,953,196	1,633,696	319,500
Total	<u>2,765,964</u>	<u>2,392,489</u>	<u>373,475</u>
Street Sign Maintenance			
Personnel services	148,178	147,758	420
Operations	76,165	54,356	21,809
Total	<u>224,343</u>	<u>202,114</u>	<u>22,229</u>
Building Maintenance			
Personnel services	1,338,256	1,199,765	138,491
Operations	2,243,220	1,283,065	960,155
Capital Outlay	12,700	8,832	3,868
Total	<u>3,594,176</u>	<u>2,491,662</u>	<u>1,102,514</u>
Facility Services			
Personnel services	2,434,913	2,440,072	(5,159)
Operations	526,347	380,717	145,630
Capital Outlay	27,500	27,298	202
Total	<u>2,988,760</u>	<u>2,848,087</u>	<u>140,673</u>

**CABARRUS COUNTY, NORTH CAROLINA**

**GENERAL FUND**

**SCHEDULE OF OF REVENUES, EXPENDITURES, AND CHANGES IN FUND BALANCE - BUDGET AND ACTUAL**

**FOR THE FISCAL YEAR ENDED JUNE 30, 2024**

	<u>Final Budget</u>	<u>Actual</u>	<u>Variance Positive (Negative)</u>
Fleet Maintenance			
Personnel services	612,289	612,883	(594)
Operations	53,330	103,351	(50,021)
Capital outlay	<u>1,254,331</u>	<u>1,252,251</u>	<u>2,080</u>
Total	<u>1,919,950</u>	<u>1,968,485</u>	<u>(48,535)</u>
<b>Total General Government</b>	<u>46,669,833</u>	<u>38,255,391</u>	<u>8,414,442</u>
<b>Public Safety</b>			
County Sheriff			
Personnel services	19,361,469	17,522,981	1,838,488
Operations	5,255,651	3,904,745	1,350,906
Capital outlay	<u>5,613,685</u>	<u>2,521,552</u>	<u>3,092,133</u>
Total	<u>30,230,805</u>	<u>23,949,278</u>	<u>6,281,527</u>
County Sheriff - Harrisburg			
Personnel services	2,305,323	2,333,701	(28,378)
Operations	200,926	50,132	150,794
Capital outlay	<u>1,053,125</u>	<u>187,001</u>	<u>866,124</u>
Total	<u>3,559,374</u>	<u>2,570,834</u>	<u>988,540</u>
County Sheriff - Midland			
Personnel services	367,734	365,461	2,273
Operations	<u>5,318</u>	<u>5,476</u>	<u>(158)</u>
Total	<u>373,052</u>	<u>370,937</u>	<u>2,115</u>
County Sheriff - Mt Pleasant			
Personnel services	431,187	424,618	6,569
Operations	<u>7,642</u>	<u>7,262</u>	<u>380</u>
Total	<u>438,829</u>	<u>431,880</u>	<u>6,949</u>
County Sheriff - School Resource Officer			
Personnel services	2,532,304	2,501,095	31,209
Operations	<u>39,395</u>	<u>39,153</u>	<u>242</u>
Total	<u>2,571,699</u>	<u>2,540,248</u>	<u>31,451</u>



**CABARRUS COUNTY, NORTH CAROLINA**

**GENERAL FUND**

**SCHEDULE OF OF REVENUES, EXPENDITURES, AND CHANGES IN FUND BALANCE - BUDGET AND ACTUAL**

**FOR THE FISCAL YEAR ENDED JUNE 30, 2024**

	<u>Final Budget</u>	<u>Actual</u>	<u>Variance Positive (Negative)</u>
Detention Center			
Personnel services	12,992,934	11,930,345	1,062,589
Operations	3,125,537	2,941,279	184,258
Capital outlay	379,608	366,010	13,598
Total	<u>16,498,079</u>	<u>15,237,634</u>	<u>1,260,445</u>
Animal Control			
Personnel services	995,011	977,299	17,712
Operations	143,124	95,578	47,546
Capital outlay	240,714	182,654	58,060
Total	<u>1,378,849</u>	<u>1,255,531</u>	<u>123,318</u>
Animal Shelter			
Personnel services	624,794	608,802	15,992
Operations	194,632	166,915	27,717
Capital outlay	26,650	-	-
Total	<u>846,076</u>	<u>775,717</u>	<u>70,359</u>
Courts			
Personnel services	128	168	(40)
Operations	1,506,580	778,378	728,202
Total	<u>1,506,708</u>	<u>778,546</u>	<u>728,162</u>
Construction Standards			
Personnel services	3,812,168	3,377,727	434,441
Operations	1,393,882	1,082,619	311,263
Capital outlay	65,000	39,738	25,262
Total	<u>5,271,050</u>	<u>4,500,084</u>	<u>770,966</u>
Emergency Management			
Personnel services	339,820	280,256	59,564
Operations	71,172	45,732	25,440
Capital outlay	131,296	115,857	15,439
Total	<u>542,288</u>	<u>441,845</u>	<u>100,443</u>

**CABARRUS COUNTY, NORTH CAROLINA**

**GENERAL FUND**

**SCHEDULE OF OF REVENUES, EXPENDITURES, AND CHANGES IN FUND BALANCE - BUDGET AND ACTUAL**

**FOR THE FISCAL YEAR ENDED JUNE 30, 2024**

	<u>Final Budget</u>	<u>Actual</u>	<u>Variance Positive (Negative)</u>
Fire Services			
Personnel services	1,434,819	1,401,584	33,235
Operations	489,205	471,477	17,728
Total	<u>1,924,024</u>	<u>1,873,061</u>	<u>50,963</u>
Fire Districts			
Operations	<u>2,011,330</u>	<u>1,843,276</u>	<u>168,054</u>
Emergency Medical Services			
Personnel services	13,038,972	13,131,299	(92,327)
Operations	2,469,561	2,118,220	351,341
Capital outlay	1,312,944	707,346	605,598
Total	<u>16,821,477</u>	<u>15,956,865</u>	<u>864,612</u>
Emergency Telephone			
Operations	235,577	68,591	166,986
Capital outlay	247,000	7,945	239,055
Total	<u>482,577</u>	<u>76,536</u>	<u>406,041</u>
Other Public Safety			
Personnel services	845,288	845,124	164
Operations	664,391	573,647	90,744
Total	<u>1,509,679</u>	<u>1,418,771</u>	<u>90,908</u>
<b>Total Public Safety</b>	<u>85,965,896</u>	<u>74,021,043</u>	<u>11,944,853</u>
<b>Economic and Physical Development</b>			
Planning and Development Services			
Personnel services	620,515	541,576	78,939
Operations	109,087	44,204	64,883
Total	<u>729,602</u>	<u>585,780</u>	<u>143,822</u>
Community Development			
Personnel services	353,425	352,808	617
Operations	835,626	594,608	241,018
Total	<u>1,189,051</u>	<u>947,416</u>	<u>241,635</u>

**CABARRUS COUNTY, NORTH CAROLINA  
GENERAL FUND**

**SCHEDULE OF OF REVENUES, EXPENDITURES, AND CHANGES IN FUND BALANCE - BUDGET AND ACTUAL  
FOR THE FISCAL YEAR ENDED JUNE 30, 2024**

	<u>Final Budget</u>	<u>Actual</u>	<u>Variance Positive (Negative)</u>
Soil & Water Conservation			
Personnel services	354,795	358,981	(4,186)
Operations	51,460	28,758	22,702
Total	<u>406,255</u>	<u>387,739</u>	<u>18,516</u>
Zoning Administration			
Personnel services	289,590	281,689	7,901
Operations	19,895	11,624	8,271
Total	<u>309,485</u>	<u>293,313</u>	<u>16,172</u>
Economic Development Corp			
Personnel services	517,851	444,878	72,973
Operations	430,446	429,973	473
Total	<u>948,297</u>	<u>874,851</u>	<u>73,446</u>
Economic Development Incentives			
Operations	1,596,082	316,055	1,280,027
Other Economic and Physical Development			
Operations	6,677,679	6,641,360	36,319
<b>Total Economic and Physical Development</b>	<u>11,856,451</u>	<u>10,046,514</u>	<u>1,809,937</u>
<b>Human Services</b>			
Veterans Services			
Personnel services	441,021	440,524	497
Operations	14,835	14,353	482
Total	<u>455,856</u>	<u>454,877</u>	<u>979</u>
Transportation			
Personnel services	2,180,715	1,989,774	190,941
Operations	1,282,844	677,784	605,060
Capital outlay	670,394	472,225	198,169
Total	<u>4,133,953</u>	<u>3,139,783</u>	<u>994,170</u>

**CABARRUS COUNTY, NORTH CAROLINA**

**GENERAL FUND**

**SCHEDULE OF OF REVENUES, EXPENDITURES, AND CHANGES IN FUND BALANCE - BUDGET AND ACTUAL**

**FOR THE FISCAL YEAR ENDED JUNE 30, 2024**

	<u>Final Budget</u>	<u>Actual</u>	<u>Variance Positive (Negative)</u>
Cooperative Extension			
Personnel services	424,301	367,268	57,033
Operations	102,953	92,552	10,401
Total	<u>527,254</u>	<u>459,820</u>	<u>67,434</u>
HS - Administration Operations			
Personnel services	4,455,714	4,333,115	122,599
Operations	2,796,296	1,612,208	1,184,088
Total	<u>7,252,010</u>	<u>5,945,323</u>	<u>1,306,687</u>
HS - Economic Family Support Services			
Personnel services	3,675,552	3,676,442	(890)
Operations	1,668,871	150,114	1,518,757
Total	<u>5,344,423</u>	<u>3,826,556</u>	<u>1,517,867</u>
HS - Child Welfare			
Personnel services	8,985,177	8,979,938	5,239
Operations	4,294,277	3,125,862	1,168,415
Total	<u>13,279,454</u>	<u>12,105,800</u>	<u>1,173,654</u>
HS - Child Support Services			
Personnel services	2,022,547	2,017,626	4,921
Operations	268,240	245,216	23,024
Total	<u>2,290,787</u>	<u>2,262,842</u>	<u>27,945</u>
HS - Economic Services			
Personnel services	7,491,571	7,535,656	(44,085)
Operations	2,018,786	1,040,927	977,859
Total	<u>9,510,357</u>	<u>8,576,583</u>	<u>933,774</u>
HS - Adult and Family Services			
Personnel services	2,727,101	2,734,248	(7,147)
Operations	308,014	217,429	90,585
Total	<u>3,035,115</u>	<u>2,951,677</u>	<u>83,438</u>

**CABARRUS COUNTY, NORTH CAROLINA**

**GENERAL FUND**

**SCHEDULE OF OF REVENUES, EXPENDITURES, AND CHANGES IN FUND BALANCE - BUDGET AND ACTUAL**

**FOR THE FISCAL YEAR ENDED JUNE 30, 2024**

	<u>Final Budget</u>	<u>Actual</u>	<u>Variance Positive (Negative)</u>
HS - Behavioral Health			
Personnel services	284,656	262,377	22,279
Operations	1,537,022	5,605	1,531,417
Total	<u>1,821,678</u>	<u>267,982</u>	<u>1,553,696</u>
HS Aging - Nutrition Title III			
Personnel services	590,653	581,634	9,019
Operations	385,805	220,744	165,061
Total	<u>976,458</u>	<u>802,378</u>	<u>174,080</u>
HS Aging - Senior Services			
Personnel services	369,598	372,287	(2,689)
Operations	530,798	456,014	74,784
Total	<u>900,396</u>	<u>828,301</u>	<u>72,095</u>
Cabarrus Health Alliance			
Operations	<u>10,994,141</u>	<u>10,994,078</u>	<u>63</u>
Other Human Services			
Operations	<u>2,749,612</u>	<u>2,478,168</u>	<u>271,444</u>
<b>Total Human Services</b>	<u>63,271,494</u>	<u>55,094,168</u>	<u>8,177,326</u>
<b>Culture &amp; Recreation</b>			
Active Living and Parks - Operations			
Personnel services	1,784,004	1,801,472	(17,468)
Operations	685,716	494,622	191,094
Capital outlay	131,482	72,579	58,903
Total	<u>2,601,202</u>	<u>2,368,673</u>	<u>232,529</u>
Active Living and Parks - Senior Centers			
Personnel services	643,369	643,759	(390)
Operations	285,253	241,994	43,259
Total	<u>928,622</u>	<u>885,753</u>	<u>42,869</u>

**CABARRUS COUNTY, NORTH CAROLINA**

**GENERAL FUND**

**SCHEDULE OF OF REVENUES, EXPENDITURES, AND CHANGES IN FUND BALANCE - BUDGET AND ACTUAL**

**FOR THE FISCAL YEAR ENDED JUNE 30, 2024**

	<u>Final Budget</u>	<u>Actual</u>	<u>Variance Positive (Negative)</u>
Library System			
Personnel services	4,226,019	4,179,194	46,825
Operations	974,696	821,781	152,915
Total	<u>5,200,715</u>	<u>5,000,975</u>	<u>199,740</u>
Other Culture and Recreation			
Cabarrus Arts Council	26,000	26,000	-
<b>Total Culture &amp; Recreation</b>	<u>8,756,539</u>	<u>8,281,402</u>	<u>475,137</u>
<b>Education</b>			
Schools - Current Expense			
Cabarrus County Schools	88,128,759	88,128,759	-
Kannapolis City Schools	10,049,690	10,049,690	-
Rowan Cabarrus Community College	4,316,397	4,316,397	-
Total	<u>102,494,846</u>	<u>102,494,846</u>	<u>-</u>
Schools - Capital Outlay			
School Site Development - CCS	36,324	9,485	26,839
School Site Development - KCS	8,832	2,343	6,489
Total	<u>45,156</u>	<u>11,828</u>	<u>33,328</u>
Schools - Other	134,405	134,405	-
<b>Total Education</b>	<u>102,674,407</u>	<u>102,641,079</u>	<u>33,328</u>
<b>Total expenditures</b>	<u>319,194,620</u>	<u>288,339,596</u>	<u>30,855,024</u>
Excess of revenues over expenditures	<u>34,485,513</u>	<u>84,223,728</u>	<u>49,738,215</u>

**CABARRUS COUNTY, NORTH CAROLINA  
GENERAL FUND**

**SCHEDULE OF OF REVENUES, EXPENDITURES, AND CHANGES IN FUND BALANCE - BUDGET AND ACTUAL  
FOR THE FISCAL YEAR ENDED JUNE 30, 2024**

	<u>Final Budget</u>	<u>Actual</u>	<u>Variance Positive (Negative)</u>
<b>OTHER FINANCING SOURCES (USES)</b>			
Transfer In - Internal Service Fund	81,005	81,005	-
Transfer Out - Community Dev	(32,000)	-	32,000
Transfer Out - CIF	(80,465,752)	(80,465,752)	-
Transfer Out - Landfill	(618,400)	(618,400)	-
Transfer Out - Internal Service Fund	(268,500)	(268,500)	-
Transfer Out - Special Revenue Fund	(20,099)	(20,099)	-
Transfer Out - Arena	(943,717)	(943,717)	-
Total other financing sources (uses)	<u>(82,267,463)</u>	<u>(82,235,463)</u>	<u>32,000</u>
Fund balance appropriated	<u>47,781,950</u>	-	<u>(47,781,950)</u>
Net change in fund balance	<u>\$ -</u>	1,988,265	<u>\$ 1,988,265</u>
Fund balance, July 1		<u>147,813,752</u>	
Fund balance, June 30		<u>\$ 149,802,017</u>	

**CABARRUS COUNTY, NORTH CAROLINA  
COMMUNITY INVESTMENT FUND**

SCHEDULE 27

PAGE 1 OF 3

**SCHEDULE OF REVENUES, EXPENDITURES, AND CHANGES IN FUND BALANCE - BUDGET AND ACTUAL  
FOR THE FISCAL YEAR ENDED JUNE 30, 2024**

	Final Budget	Actual	Variance Positive (Negative)
<b>REVENUES</b>			
<b>Local Option Sales Taxes:</b>			
Sales tax - half cent (40)	\$ 4,890,000	\$ 5,459,431	\$ 569,431
Sales tax - half cent (42)	10,440,000	11,027,297	587,297
Sales tax - half cent (46)	12,600,000	13,267,285	667,285
Total	<u>27,930,000</u>	<u>29,754,013</u>	<u>1,824,013</u>
<b>Intergovernmental Revenues:</b>			
Other intergovernmental	<u>404,000</u>	<u>383,690</u>	<u>(20,310)</u>
<b>Other Taxes:</b>			
Occupancy tax	<u>-</u>	<u>356,481</u>	<u>356,481</u>
Interest on investments	<u>-</u>	<u>3,072,267</u>	<u>3,072,267</u>
Total revenues	<u>28,334,000</u>	<u>33,566,451</u>	<u>5,232,451</u>
<b>EXPENDITURES</b>			
<b>General Government</b>			
Other General Government			
Other Operations	41,986,658	-	41,986,658
Capital Outlay - Lease	595,000	594,018	982
Capital Outlay - SBITA	2,000,000	954,965	1,045,035
Total	<u>44,581,658</u>	<u>1,548,983</u>	<u>43,032,675</u>
<b>Education</b>			
Schools - Capital Outlay			
Cabarrus County Schools	1,020,000	1,020,000	-
Kannapolis City Schools	100,000	100,000	-
Rowan Cabarrus Community College	100,000	100,000	-
Total	<u>1,220,000</u>	<u>1,220,000</u>	<u>-</u>



**CABARRUS COUNTY, NORTH CAROLINA  
COMMUNITY INVESTMENT FUND**

SCHEDULE 27

PAGE 2 OF 3

**SCHEDULE OF REVENUES, EXPENDITURES, AND CHANGES IN FUND BALANCE - BUDGET AND ACTUAL  
FOR THE FISCAL YEAR ENDED JUNE 30, 2024**

	<u>Final Budget</u>	<u>Actual</u>	<u>Variance Positive (Negative)</u>
<b>Debt Service</b>			
<b>Leases</b>			
Principal	1,217,000	1,087,508	129,492
Interest and other charges	23,230	18,556	4,674
Total	<u>1,240,230</u>	<u>1,106,064</u>	<u>134,166</u>
<b>Subscriptions</b>			
Principal	646,324	640,067	6,257
Interest and other charges	21,297	24,743	(3,446)
Total	<u>667,621</u>	<u>664,810</u>	<u>2,811</u>
<b>Other</b>			
Principal	37,008,000	37,223,815	(215,815)
Interest and other charges	19,242,000	18,187,922	1,054,078
Total	<u>56,250,000</u>	<u>55,411,737</u>	<u>838,263</u>
Total expenditures	<u>103,959,509</u>	<u>59,951,594</u>	<u>44,007,915</u>
Revenues over (under) expenditures	<u>(75,625,509)</u>	<u>(26,385,143)</u>	<u>49,240,366</u>
<b>OTHER FINANCING SOURCES (USES)</b>			
Transfer in - General Fund	80,465,752	80,465,752	-
Transfer in - Other Funds	2,310,000	2,310,000	-
Lease Liabilities issued	595,000	594,018	982
Subscription liabilities issued	2,000,000	954,965	1,045,035
Transfer out - Capital Project Funds	(26,662,926)	(23,445,532)	(3,217,394)
Transfer out - Landfill Fund	(935,000)	(935,000)	-
Total other financing sources (uses)	<u>57,772,826</u>	<u>59,944,203</u>	<u>(2,171,377)</u>
Fund balance appropriated	<u>17,852,683</u>	<u>-</u>	<u>(17,852,683)</u>

**CABARRUS COUNTY, NORTH CAROLINA  
COMMUNITY INVESTMENT FUND**

**SCHEDULE OF REVENUES, EXPENDITURES, AND CHANGES IN FUND BALANCE - BUDGET AND ACTUAL  
FOR THE FISCAL YEAR ENDED JUNE 30, 2024**

	<b>Final Budget</b>	<b>Actual</b>	<b>Variance Positive (Negative)</b>
Net change in fund balance	<u>\$ -</u>	<u>33,559,060</u>	<u>\$ 33,559,060</u>
Fund balance, July 1		<u>51,197,790</u>	
Fund balance, June 30		84,756,850	
A legally budgeted principal debt service payment was made to a sinking fund held by a trustee in the County's name		<u>1,330,000</u>	
Fund balance, June 30		<u>\$ 86,086,850</u>	

**CABARRUS COUNTY, NORTH CAROLINA  
COUNTY CAPITAL PROJECTS FUND  
SCHEDULE OF REVENUES, EXPENDITURES, AND CHANGES IN FUND BALANCE - BUDGET AND ACTUAL  
FROM INCEPTION AND FOR THE FISCAL YEAR ENDED JUNE 30, 2024**

**SCHEDULE 28  
PAGE 1 OF 2**

	Project Authorization	Actual		Total to Date
		Prior Years	Current Year	
<b>REVENUES</b>				
Interest on Investment	\$ 2,670,538	\$ 1,511,089	\$ 1,869,535	\$ 3,380,624
State Grants	41,200,000	700,000	8,964,885	9,664,885
Contribution From City of Concord	-	-	76,407	76,407
Total revenues	<u>43,870,538</u>	<u>2,211,089</u>	<u>10,910,827</u>	<u>13,121,916</u>
<b>EXPENDITURES</b>				
<b>Improvements</b>				
General Government	12,216,445	6,392,506	2,034,267	8,426,773
Public Safety	7,425,982	5,587,536	825,463	6,412,999
Parks	131,707	107,173	-	107,173
Legal fees	952,508	879,160	-	879,160
Total improvements	<u>20,726,642</u>	<u>12,966,375</u>	<u>2,859,730</u>	<u>15,826,105</u>
<b>Capital outlay</b>				
Land	9,132,203	4,203,079	2,464,950	6,668,029
Buildings	130,716,373	112,574,044	2,061,365	114,635,409
Building Improvements	33,434,344	-	-	-
Equipment	467,329	341,467	-	341,467
Turf Fields	2,566,811	-	-	-
Total capital outlay	<u>176,317,060</u>	<u>117,118,590</u>	<u>4,526,315</u>	<u>121,644,905</u>
<b>Construction in progress</b>				
Camp Spencer Improvement	526,998	312,277	70,100	382,377
Courthouse	31,471,719	654,835	26,015,077	26,669,912
Emergency Medical Services Headquarters	-	15,743,091	3,588,117	19,331,208
Fire Service Building	370,000	5,225	19,792	25,017
Frank Liske Park - Barn	-	5,231,276	339,354	5,570,630
Frank Liske Park - Upgrades/ADA/Parking Lot/Bathroom	9,410,803	214,334	1,705,968	1,920,302
Library, Active Living Center - Afton Ridge	30,400,000	1,030,998	14,286,030	15,317,028
Library, Active Living Center, Foil Park - Mt Pleasant	26,500,000	1,092,982	16,835,196	17,928,178
Mental Health Facility	36,564,170	505,039	1,464,885	1,969,924
New Animal Shelter	275,000	264,951	-	264,951
Operation Center Building	-	7,438,350	2,243,019	9,681,369
Radio Tower Project	2,051,446	1,892,104	228,206	2,120,310
RWP Phase 1	1,190,744	1,190,744	-	1,190,744
Rob Wallace Park Phase 2	1,433,504	151,678	1,181,854	1,333,532
Senior Center Parking Lot	550,000	113,305	358,585	471,890
Sheriff Training & Firing Range Project	39,273,823	2,056,906	108,647	2,165,553

**CABARRUS COUNTY, NORTH CAROLINA  
COUNTY CAPITAL PROJECTS FUND  
SCHEDULE OF REVENUES, EXPENDITURES, AND CHANGES IN FUND BALANCE - BUDGET AND ACTUAL  
FROM INCEPTION AND FOR THE FISCAL YEAR ENDED JUNE 30, 2024**

**SCHEDULE 28  
PAGE 2 OF 2**

	Project Authorization	Actual		Total to Date
		Prior Years	Current Year	
Government Center Bathroom Renovation	450,000	-	198,164	198,164
Health Science Center	64,365,000	-	342,350	342,350
Sheriffs Office Chiller	1,000,000	-	9,704	9,704
Vietnam Veterans Park Boardwalk and Playground Replacement	166,893	-	122,018	122,018
Turf fields	-	2,541,790	-	2,541,790
Total construction in progress	<u>246,000,100</u>	<u>40,439,885</u>	<u>69,117,066</u>	<u>109,556,951</u>
Total capital outlay	<u>422,317,160</u>	<u>157,558,475</u>	<u>73,643,381</u>	<u>231,201,856</u>
Total expenditures	<u>443,043,802</u>	<u>170,524,850</u>	<u>76,503,111</u>	<u>247,027,961</u>
Revenues (under) expenditures	<u>(399,173,264)</u>	<u>(168,313,761)</u>	<u>(65,592,284)</u>	<u>(233,906,045)</u>
<b>OTHER FINANCING SOURCES (USES)</b>				
Proceeds from LOBS 2020A	60,622,146	60,440,613	-	60,440,613
Proceeds from LOBS 2022B	103,740,275	48,899,711	54,592,277	103,491,988
Proceeds from 2024 Draw	131,269,664	-	-	-
Proceeds from 2026 Draw	10,500,000	-	-	-
Transfer in - Capital Projects	24,696,943	24,696,943	-	24,696,943
Transfer in - Capital Reserve	2,728,681	2,728,681	-	2,728,681
Transfer in - General Fund	40,372,704	35,492,707	-	35,492,707
Transfer in - Internal Service Fund	2,287,023	1,065,425	1,221,598	2,287,023
Transfer in - Community Investment Fund	25,088,328	21,283,328	8,695,000	29,978,328
Transfer (out) - Community Investment Fund	(57,500)	(47,500)	(10,000)	(57,500)
Transfer (out) - Capital Reserve	<u>(2,075,000)</u>	<u>(2,085,000)</u>	<u>-</u>	<u>(2,085,000)</u>
Total other financing sources (uses)	<u>399,173,264</u>	<u>192,474,908</u>	<u>64,498,875</u>	<u>256,973,783</u>
Net change in fund balance	<u>\$ -</u>	<u>\$ 24,161,147</u>	<u>(1,093,410)</u>	<u>\$ 23,067,737</u>
Fund balance, July 1			<u>24,161,147</u>	
Fund balance, June 30			<u>\$ 23,067,737</u>	

**CABARRUS COUNTY, NORTH CAROLINA  
 CARES ACT RELIEF FUND**

SCHEDULE 29

**SCHEDULE OF OF REVENUES, EXPENDITURES, AND CHANGES IN FUND BALANCE - BUDGET AND ACTUAL  
 FROM INCEPTION AND FOR THE FISCAL YEAR ENDED JUNE 30, 2024**

	<u>Project Authorization</u>	<u>Prior Years</u>	<u>Actual Current Year</u>	<u>Total to Date</u>
<b>REVENUES</b>				
<b>Restricted intergovernmental:</b>				
Cares Act Relief Payment - ARP	\$ 42,043,458	\$ 24,244,140	\$ 6,949,688	\$ 31,193,828
US Treasury Emergency Asst	6,528,517	6,528,517	-	6,528,517
US Treasury Emergency Asst	3,073,598	3,065,868	-	3,065,868
US Treasury Emergency Asst (State)	4,965,552	4,965,553	-	4,965,553
Total revenues	<u>56,611,125</u>	<u>38,804,078</u>	<u>6,949,688</u>	<u>45,753,766</u>
<b>EXPENDITURES</b>				
Salaries and benefits	10,915,624	10,562,803	97,226	10,660,029
Other Public Health Emergency	45,695,501	28,241,275	6,852,462	35,093,737
Total expenditures	<u>56,611,125</u>	<u>38,804,078</u>	<u>6,949,688</u>	<u>45,753,766</u>
Net change in fund balance	<u>\$ -</u>	<u>\$ -</u>	<u>\$ -</u>	<u>\$ -</u>

**CABARRUS COUNTY, NORTH CAROLINA  
LANDFILL FUND**

**SCHEDULE OF OF REVENUES AND EXPENDITURES - BUDGET AND ACTUAL (NON-GAAP BASIS)  
FOR THE FISCAL YEAR ENDED JUNE 30, 2024**

	<u>Budget</u>	<u>Actual</u>	<u>Variance Favorable (Unfavorable)</u>
<b>REVENUES</b>			
Operating revenues:			
Charges for sales and services:			
Tipping fees	\$ 777,000	\$ 1,067,959	\$ 290,959
Items for sale	100,000	85,366	(14,634)
Waste disposal fee	120,000	137,281	17,281
Recycling revenue	35,000	41,003	6,003
Total operating revenues	<u>1,032,000</u>	<u>1,331,609</u>	<u>299,609</u>
Nonoperating revenues:			
Landfill disposal tax	37,000	47,385	10,385
Landfill state tax distribution	48,000	56,577	8,577
Solid waste franchise fee	30,000	30,000	-
Tire disposal fees	310,000	457,994	147,994
Investment earnings	-	341,223	341,223
NC Electronics management	9,000	5,135	(3,865)
White Goods Disposal Tax	-	80,439	80,439
Total nonoperating revenues	<u>434,000</u>	<u>1,018,753</u>	<u>584,753</u>
Total revenues	<u>1,466,000</u>	<u>2,350,362</u>	<u>884,362</u>
<b>EXPENDITURES</b>			
Salaries and benefits	831,850	926,470	(94,620)
Operations	1,309,431	1,071,646	237,785
Capital outlay	1,038,850	1,038,838	12
Total expenditures	<u>3,180,131</u>	<u>3,036,954</u>	<u>143,177</u>
Revenues over (under) expenditures	<u>(1,714,131)</u>	<u>(686,592)</u>	<u>1,027,539</u>

**CABARRUS COUNTY, NORTH CAROLINA  
LANDFILL FUND**

**SCHEDULE OF OF REVENUES AND EXPENDITURES - BUDGET AND ACTUAL (NON-GAAP BASIS)  
FOR THE FISCAL YEAR ENDED JUNE 30, 2024**

	<u>Budget</u>	<u>Actual</u>	<u>Variance Favorable (Unfavorable)</u>
Appropriated net position	160,731	-	(160,731)
<b>OTHER FINANCING SOURCES (USES)</b>			
Contribution from General Fund	618,400	618,400	
Contribution from Community Investment Fund	935,000	935,000	-
Total other financing sources (uses)	<u>1,553,400</u>	<u>1,553,400</u>	<u>-</u>
Revenues and appropriated net position over expenditures	<u>\$ -</u>	<u>866,808</u>	<u>\$ 866,808</u>
<b>Reconciliation from budgetary basis (modified accrual) to full accrual:</b>			
Reconciling items:			
Capital outlays		1,038,838	
Depreciation		(181,371)	
Decrease in closure - post closure liability		138,075	
(Increase) in net pension liability		(27,763)	
Increase in deferred outflows of resources - pension		8,733	
Increase in deferred inflow - pension		(3,102)	
Increase in compensated absences payable		1,447	
(Decrease) in deferred outflow - OPEB		(4,077)	
(increase) in deferred inflow - OPEB		(9,260)	
Decrease in deferred inflow- OPEB		7,361	
Decrease in OPEB liability		<u>17,610</u>	
Total reconciling items		<u>986,491</u>	
Change in net position		<u>\$ 1,853,299</u>	





# STATISTICAL SECTION

---

This part of the County's annual comprehensive financial report presents detailed information as a context for understanding what the information in the financial statements, note disclosures and required supplementary information says about the County's overall financial health

---

**Financial Trends** – these tables contain trend information to help the reader understand how the government's financial performance and well-being have changed over time

- Net position by Component
- Changes in Net Position
- Fund Balances of Governmental Funds
- Changes in Fund Balances of Governmental Funds

**Revenue Capacity** – these tables contain information to help the reader assess the government's, most significant local revenue source, property taxes.

- Assessed Value of Taxable Property
- Direct and Overlapping Property Tax Rates
- Principal Property Taxpayers
- Property Tax Levies and Collections

**Debt Capacity** – these tables contain information to help the reader assess the affordability of the County's current levels of outstanding debt and the County's ability to issue additional debt in the future.

- Ratios of General Bonded Debt Outstanding
- Ratios of Outstanding Debt by Type
- Direct and Overlapping Governmental Activities Debt
- Legal Debt Margin Information

**Demographic and Economic Information** – these tables offer demographic and economic indicators to help the reader understand the environment within which the County's financial activities take place and to help make comparisons over time and with other governments.

- Demographic and Economic Statistics
- Principal Employers

**Operating Information** – these tables contain information about the County's operations and resources to help the reader understand how the County's financial information related to the services the County provides and the activities it performs.

- Full-time Equivalent County Government Employees by Function | Program
- Operating Indicators by Function
- Capital Asset Statistics by Function | Program



**CABARRUS COUNTY, NORTH CAROLINA**  
**NET POSITION BY COMPONENT**  
**LAST TEN FISCAL YEARS**  
**(ACCRUAL BASIS OF ACCOUNTING)**

**TABLE 1**

	Fiscal Year									
	2015	2016	2017	2018	2019	2020	2021	2022	2023	2024
Governmental activities										
Net investment in capital assets	\$ 130,096,524	\$ 132,384,494	\$ 135,088,132	\$ 140,299,370	\$ 147,584,065	\$ 159,939,882	\$ 171,326,199	\$ 156,428,800	\$ 183,698,605	\$ 183,053,027
Restricted	15,952,068	20,309,397	22,230,970	32,255,525	34,418,834	30,339,063	123,192,871	110,468,295	145,776,324	149,023,503
Unrestricted	(131,914,054)	(119,878,979)	(160,670,777)	(222,703,931)	(250,738,117)	(255,163,508)	(316,869,749)	(218,982,098)	(212,647,422)	(152,606,288)
Total governmental activities net position	\$ 14,134,538	\$ 32,814,912	\$ (3,351,675)	\$ (50,149,036)	\$ (68,735,218)	\$ (64,884,563)	\$ (22,350,679)	\$ 47,914,997	\$ 116,827,507	\$ 179,470,242
Business-type activities										
Net investment in capital assets	\$ 2,884,041	\$ 2,617,174	\$ 2,681,953	\$ 2,545,825	\$ 2,399,580	\$ 2,264,367	\$ 2,129,152	\$ 2,284,446	\$ 2,252,676	\$ 3,110,143
Unrestricted	1,005,864	694,368	832,692	1,385,260	2,043,617	2,825,277	3,275,894	3,328,112	3,419,913	4,415,745
Total business-type activities net position	\$ 3,889,905	\$ 3,311,542	\$ 3,514,645	\$ 3,931,085	\$ 4,443,197	\$ 5,089,644	\$ 5,405,046	\$ 5,612,558	\$ 5,672,589	\$ 7,525,888
Primary government										
Net investment in capital assets	\$ 132,980,565	\$ 135,001,668	\$ 137,770,085	\$ 142,845,195	\$ 149,983,645	\$ 162,204,249	\$ 173,455,351	\$ 158,713,246	\$ 185,951,281	\$ 186,163,170
Restricted	15,952,068	20,309,397	22,230,970	32,255,525	34,418,834	30,339,063	123,192,871	110,468,295	145,776,324	149,023,503
Unrestricted	(130,908,190)	(119,184,611)	(159,838,085)	(221,318,671)	(248,694,500)	(252,338,231)	(313,593,855)	(215,653,986)	(209,227,509)	(148,190,543)
Total primary government net position	\$ 18,024,443	\$ 36,126,454	\$ 162,970	\$ (46,217,951)	\$ (64,292,021)	\$ (59,794,919)	\$ (16,945,633)	\$ 53,527,555	\$ 122,500,096	\$ 186,996,130
Component Unit										
Net investment in capital assets	\$ 698,177	\$ 591,994	\$ 415,038	\$ 454,265	\$ 332,666	\$ 621,966	\$ 481,291	\$ 748,536	\$ 1,159,138	\$ 1,325,201
Restricted	1,768,998	2,079,353	2,496,308	889,823	3,097,700	1,175,395	3,342,317	3,136,129	2,250,238	3,917,177
Unrestricted	4,312,657	4,819,120	5,157,603	5,904,428	3,509,305	3,860,514	3,397,185	4,366,757	3,230,601	(273,995)
Total component unit net position	\$ 6,779,832	\$ 7,490,467	\$ 8,068,949	\$ 7,248,516	\$ 6,939,671	\$ 5,657,875	\$ 7,220,793	\$ 8,251,422	\$ 6,639,977	\$ 4,968,383

**CABARRUS COUNTY, NORTH CAROLINA  
CHANGES IN NET POSITION  
LAST TEN FISCAL YEARS  
(ACCRUAL BASIS OF ACCOUNTING)**

**TABLE 2  
PAGE 1 OF 2**

	Fiscal Year									
	2015	2016	2017	2018	2019	2020	2021	2022	2023	2024
<b>Expenses</b>										
Governmental activities:										
General government	\$ 20,025,751	\$ 22,937,803	\$ 25,784,005	\$ 25,410,503	\$ 26,373,901	\$ 31,253,702	\$ 33,792,440	\$ 40,088,592	\$ 38,650,194	\$ 42,508,821
Public safety	41,286,464	44,488,831	47,282,589	48,772,340	53,570,795	60,955,287	69,942,162	75,020,454	82,186,124	88,195,570
Economic and physical development	4,056,316	4,657,763	4,556,125	6,448,102	4,765,182	4,693,056	6,495,322	4,797,206	4,977,516	10,414,324
Environmental protection	457,082	396,644	654,645	509,267	1,371,094	690,214	879,312	122,163	121,645	47,747
Human Services	35,979,796	36,753,034	38,136,558	36,361,691	38,699,195	41,391,469	45,911,170	55,574,511	64,264,463	63,929,878
Education	71,063,433	96,042,477	144,665,606	141,487,058	151,618,111	129,178,290	127,347,464	121,259,242	140,498,917	146,234,198
Cultural and recreation	6,526,629	7,593,910	8,177,430	8,474,373	8,013,339	9,265,753	9,484,202	9,956,155	10,308,138	11,096,890
Interest on long term debt	14,504,045	13,448,868	13,271,582	13,488,064	14,222,496	13,098,803	13,264,142	12,271,921	16,448,929	15,761,744
Total governmental activities	193,899,516	226,319,330	282,528,540	280,951,398	298,634,113	290,526,574	307,116,214	319,090,244	357,455,926	378,189,172
Business-type activities:										
Solid Waste	833,661	1,673,170	866,076	778,768	1,040,485	937,658	1,060,521	1,755,828	2,370,143	2,050,463
Total primary government expenses	\$ 194,733,177	\$ 227,992,500	\$ 283,394,616	\$ 281,730,166	\$ 299,674,598	\$ 291,464,232	\$ 308,176,735	\$ 320,846,072	\$ 359,826,069	\$ 380,239,635
<b>Program Revenues</b>										
Governmental activities:										
Charges for services:										
General government	\$ 2,908,433	\$ 3,850,542	\$ 3,650,774	\$ 3,914,304	\$ 4,129,231	\$ 4,724,834	\$ 5,885,165	\$ 6,038,781	\$ 4,007,426	\$ 4,324,722
Public safety	11,294,592	12,018,879	12,642,192	14,337,385	14,464,132	16,337,716	17,983,682	18,374,612	19,647,444	21,456,822
Economic and physical development	53,589	137,487	458,680	500,476	555,219	560,492	557,613	429,493	438,181	463,284
Environmental protection	54,978	28,143	45,345	56,403	37,958	27,775	41,027	-	-	-
Human Services	2,237,069	1,383,584	1,344,764	1,423,955	1,352,953	1,242,731	1,296,637	1,203,123	281,427	1,701,681
Education	-	-	-	-	-	-	1,233,590	1,725,446	1,765,536	2,007,543
Cultural and recreation	1,192,236	1,411,083	1,387,169	1,301,067	1,042,956	969,726	276,209	801,829	1,438,785	1,653,867
Operating grants and contributions:										
General government	1,400,995	5,538,601	1,956,333	2,482,082	6,310,981	5,478,549	7,142,816	15,680,687	8,694,960	7,032,095
Public safety	1,990,379	1,735,870	1,669,713	1,902,528	1,823,435	2,417,516	1,562,779	1,445,842	2,350,919	10,958,405
Economic and physical development	671,151	671,661	689,873	1,148,056	577,179	386,740	559,246	390,972	676,855	5,819,585
Environmental protection	8,808	11,054	12,263	9,690	13,414	14,062	7,532	-	-	-
Human Services	17,249,740	18,652,890	18,155,349	15,725,089	15,184,450	16,473,584	23,809,777	36,543,413	50,953,051	32,860,026
Education	714,643	847,822	717,727	718,883	721,581	724,279	730,239	726,977	729,988	383,689
Cultural and recreation	1,050,281	1,125,669	1,352,324	1,176,367	1,145,331	1,011,083	617,610	326,911	1,262,072	436,320
Capital grants and contributions:										
Public safety	-	-	38,619	29,504	-	-	-	-	-	-
Human Services	352,184	423,803	305,137	112,585	222,423	-	-	-	-	-
Education	2,200,000	2,000,000	3,600,000	2,050,000	2,500,000	2,300,000	2,300,000	5,514,430	2,895,148	4,638,189
Cultural and recreation	-	150,000	-	-	-	-	-	-	-	-
Total governmental activities program revenues	43,379,078	49,987,088	48,026,262	46,888,374	50,081,243	52,669,087	64,003,922	89,202,516	95,141,792	93,736,228
Business-type activities:										
Charges for Services - Solid Waste	682,265	741,644	676,295	812,407	1,007,575	1,065,832	934,000	908,296	1,025,067	1,331,609
Total primary government program revenues	\$ 44,061,343	\$ 50,728,732	\$ 48,702,557	\$ 47,700,781	\$ 51,088,818	\$ 53,734,919	\$ 64,937,922	\$ 90,110,812	\$ 96,166,859	\$ 95,067,837
<b>Net (Expense)/Revenue</b>										
Governmental activities	\$ (150,520,438)	\$ (176,332,242)	\$ (234,502,278)	\$ (234,063,024)	\$ (248,552,870)	\$ (237,857,487)	\$ (243,112,292)	\$ (229,887,728)	\$ (262,314,134)	\$ (284,452,944)
Business-type activities	(151,396)	(931,526)	(189,781)	33,639	(32,910)	128,174	(126,521)	(847,532)	(1,345,076)	(718,854)
Total primary government net (expense)/revenue	\$ (150,671,834)	\$ (177,263,768)	\$ (234,692,059)	\$ (234,029,385)	\$ (248,585,780)	\$ (237,729,313)	\$ (243,238,813)	\$ (230,735,260)	\$ (263,659,210)	\$ (285,171,798)

**CABARRUS COUNTY, NORTH CAROLINA  
CHANGES IN NET POSITION  
LAST TEN FISCAL YEARS  
(ACCRUAL BASIS OF ACCOUNTING)**

**TABLE 2  
PAGE 2 OF 2**

	Fiscal Year									
	2015	2016	2017	2018	2019	2020	2021	2022	2023	2024
<b>General Revenues and Other Changes in Net Position</b>										
Governmental activities:										
Property taxes	\$ 139,956,060	\$ 145,851,203	\$ 154,541,579	\$ 161,470,648	\$ 173,109,015	\$ 185,141,095	\$ 221,375,407	\$ 229,030,987	\$ 238,498,719	\$ 247,980,521
Local option sales tax	42,572,756	44,145,980	47,584,589	47,725,592	51,750,607	52,970,080	62,507,935	72,616,470	78,357,960	78,840,133
ABC revenues	90,185	99,766	128,382	122,995	147,027	130,203	220,443	227,863	242,721	251,567
Other taxes and licenses	796,167	844,478	897,888	950,776	903,350	824,515	810,546	1,194,229	1,410,618	1,489,009
Investment earnings	4,930,583	2,494,713	1,043,249	2,042,086	4,056,689	2,642,249	259,485	(1,762,381)	9,817,567	18,674,663
Donations	-	-	-	-	-	-	-	-	-	1,413,186
Miscellaneous	-	-	-	-	-	-	312,545	1,399,291	3,520,931	-
Transfers In/Out	-	-	-	-	-	-	-	(2,553,055)	(621,872)	(1,553,400)
Total governmental activities:	<u>188,345,751</u>	<u>193,436,140</u>	<u>204,195,687</u>	<u>212,312,097</u>	<u>229,966,688</u>	<u>241,708,142</u>	<u>285,486,361</u>	<u>300,153,404</u>	<u>331,226,644</u>	<u>347,095,679</u>
Business-type activities:										
Other taxes and licenses	315,597	338,457	360,626	375,397	404,695	409,159	425,883	493,499	607,752	672,412
Unrestricted investment earnings	4,909	14,706	32,258	55,092	140,327	109,114	16,040	8,374	169,253	341,223
Miscellaneous	-	-	-	-	-	-	-	116	6,230	5,118
Transfers In/Out	-	-	-	-	-	-	-	553,055	621,872	1,553,400
Total business-type activities	<u>320,506</u>	<u>353,163</u>	<u>392,884</u>	<u>430,489</u>	<u>545,022</u>	<u>518,273</u>	<u>441,923</u>	<u>1,055,044</u>	<u>1,405,107</u>	<u>2,572,153</u>
Total primary government	<u>\$ 188,666,257</u>	<u>\$ 193,789,303</u>	<u>\$ 204,588,571</u>	<u>\$ 212,742,586</u>	<u>\$ 230,511,710</u>	<u>\$ 242,226,415</u>	<u>\$ 285,928,284</u>	<u>\$ 301,208,448</u>	<u>\$ 332,631,751</u>	<u>\$ 349,667,832</u>
<b>Change in Net Position</b>										
Governmental activities	\$ 37,825,313	\$ 17,103,898	\$ (30,306,591)	\$ (21,750,927)	\$ (18,586,182)	\$ 3,850,655	\$ 42,374,069	\$ 70,265,676	\$ 68,912,510	\$ 62,642,735
Business-type activities	169,110	(578,363)	203,103	464,128	512,112	646,447	315,402	207,512	60,031	1,853,299
Total primary government	<u>\$ 37,994,423</u>	<u>\$ 16,525,535</u>	<u>\$ (30,103,488)</u>	<u>\$ (21,286,799)</u>	<u>\$ (18,074,070)</u>	<u>\$ 4,497,102</u>	<u>\$ 42,689,471</u>	<u>\$ 70,473,188</u>	<u>\$ 68,972,541</u>	<u>\$ 64,496,034</u>
<b>Expenses</b>										
Component Unit:										
Cabarrus Health Alliance	<u>\$ 18,276,621</u>	<u>\$ 19,906,309</u>	<u>\$ 23,208,662</u>	<u>\$ 23,680,278</u>	<u>\$ 23,680,278</u>	<u>\$ 23,702,637</u>	<u>\$ 24,084,142</u>	<u>\$ 28,601,445</u>	<u>\$ 35,401,437</u>	<u>\$ 33,741,661</u>
<b>Program Revenues</b>										
Component Unit:										
Charges for Services	\$ 8,450,064	\$ 9,860,172	\$ 11,397,891	\$ 12,134,585	\$ 12,134,585	\$ 8,458,809	\$ 9,915,841	\$ 9,513,438	\$ 8,836,463	\$ 10,845,617
Operating grants and contributions	10,219,352	10,690,727	12,294,538	11,448,897	11,448,897	12,867,721	15,707,492	20,060,871	24,818,871	20,836,882
Capital grants and contributions	-	-	-	-	-	-	-	-	-	-
Total component unit	<u>\$ 18,669,416</u>	<u>\$ 20,550,899</u>	<u>\$ 23,692,429</u>	<u>\$ 23,583,482</u>	<u>\$ 23,583,482</u>	<u>\$ 21,326,530</u>	<u>\$ 25,623,333</u>	<u>\$ 29,574,309</u>	<u>\$ 33,655,334</u>	<u>\$ 31,682,499</u>
<b>Net (Expense)   Revenue</b>										
Component Unit:										
Total component unit	<u>\$ 644,590</u>	<u>\$ 483,767</u>	<u>\$ (96,796)</u>	<u>\$ (96,796)</u>	<u>\$ (2,376,107)</u>	<u>\$ 1,539,191</u>	<u>\$ 972,864</u>	<u>\$ (1,746,103)</u>	<u>\$ (1,946,103)</u>	<u>\$ (2,059,162)</u>
<b>General Revenues and Other Changes in Net Position</b>										
Component Unit:										
General Revenues										
Unrestricted investment earnings	\$ 6,283	\$ 18,393	\$ 34,710	\$ 95,743	\$ 95,743	\$ 104,186	\$ 4,223	\$ 15,223	\$ 298,825	\$ 362,632
Special Item	-	-	-	-	-	1,000,000	-	-	-	-
Miscellaneous	21,333	47,652	60,005	55,723	55,723	(9,875)	19,504	42,542	35,833	24,936
Total General Revenues	<u>27,616</u>	<u>66,045</u>	<u>94,715</u>	<u>151,466</u>	<u>151,466</u>	<u>1,094,311</u>	<u>23,727</u>	<u>57,765</u>	<u>334,658</u>	<u>387,568</u>
Total component unit	<u>\$ 27,616</u>	<u>\$ 66,045</u>	<u>\$ 94,715</u>	<u>\$ 151,466</u>	<u>\$ 151,466</u>	<u>\$ 1,094,311</u>	<u>\$ 23,727</u>	<u>\$ 57,765</u>	<u>\$ 334,658</u>	<u>\$ 387,568</u>
<b>Change in Net Position</b>										
Component Unit:										
Total component unit	<u>\$ 672,206</u>	<u>\$ 549,812</u>	<u>\$ (2,081)</u>	<u>\$ 54,670</u>	<u>\$ (2,224,641)</u>	<u>\$ 2,633,502</u>	<u>\$ 996,591</u>	<u>\$ (1,688,338)</u>	<u>\$ (1,611,445)</u>	<u>\$ (1,671,594)</u>

**CABARRUS COUNTY, NORTH CAROLINA  
FUND BALANCES, GOVERNMENTAL FUNDS  
LAST TEN FISCAL YEARS  
(MODIFIED ACCRUAL BASIS OF ACCOUNTING)**

**TABLE 3**

	Fiscal Year									
	2015	2016	2017	2018	2019	2020	2021	2022	2023	2024
General Fund										
Nonspendable	\$ 244,553	\$ 359,001	\$ 383,345	\$ 557,448	\$ 261,337	\$ 354,585	\$ 178,548	\$ 258,860	\$ 649,087	\$ 695,243
Restricted	14,059,301	17,002,983	20,017,459	21,468,197	24,251,535	26,117,071	39,257,660	49,091,774	47,171,964	53,715,538
Committed	172,493	4,912,643	7,975,354	4,175,361	4,484,945	5,944,972	15,502,497	49,541,798	55,562,456	89,627,624
Assigned	11,210,329	7,295,961	7,525,893	6,239,540	6,006,806	6,652,997	6,271,912	6,258,482	6,158,727	8,819,245
Unassigned	53,746,977	50,718,395	49,627,559	51,601,102	52,881,018	58,554,655	61,185,503	72,602,771	89,469,308	83,031,217
Total General Fund	<u>\$ 79,433,653</u>	<u>\$ 80,288,983</u>	<u>\$ 85,529,610</u>	<u>\$ 84,041,648</u>	<u>\$ 87,885,641</u>	<u>\$ 97,624,280</u>	<u>\$ 122,396,120</u>	<u>\$ 177,753,685</u>	<u>\$ 199,011,542</u>	<u>\$ 235,888,867</u>
All Other Governmental Funds										
Nonspendable	\$ 510,000	\$ -	\$ -	\$ -	\$ 17,812	\$ 8,971	\$ 15,193	\$ 13,220	\$ 23,722	\$ 17,996
Restricted	2,564,488	84,402,426	33,179,505	121,713,619	47,098,773	12,909,487	83,445,742	60,955,879	96,907,357	95,052,443
Committed	38,332,485	31,648,792	21,643,756	22,823,801	24,657,983	17,790,229	6,595,594	9,917,453	10,095,432	16,035,599
Assigned	797,361	3,202,731	6,411,469	1,446,067	1,655,365	4,043,024	1,506,451	2,019,537	3,409,448	3,986,139
Unassigned	(55,116)	(287,944)	(57,671)	(5,167,699)	(43,414)	(246,357)	(43,733,796)	(38,175,378)	(68,733,252)	(64,398,752)
Total all other governmental funds	<u>\$ 42,149,218</u>	<u>\$ 118,966,005</u>	<u>\$ 61,177,059</u>	<u>\$ 140,815,788</u>	<u>\$ 73,386,519</u>	<u>\$ 34,505,354</u>	<u>\$ 47,829,184</u>	<u>\$ 34,730,711</u>	<u>\$ 41,702,707</u>	<u>\$ 50,693,425</u>

Note:  
The County implemented GASB Statement No. 54 "Fund Balance Reporting and Governmental Fund Type Definitions" in fiscal year 2011

**CABARRUS COUNTY, NORTH CAROLINA**  
**CHANGES IN FUND BALANCES, GOVERNMENTAL FUNDS**  
**LAST TEN FISCAL YEARS**  
**(MODIFIED ACCRUAL BASIS OF ACCOUNTING)**

**TABLE 4**

	Fiscal Year									
	2015	2016	2017	2018	2019	2020	2021	2022	2023	2024
<b>Revenues</b>										
Ad valorem taxes	\$ 139,912,235	\$ 146,665,438	\$ 157,805,766	\$ 161,348,060	\$ 173,272,386	\$ 184,477,467	\$ 221,315,376	\$ 229,781,677	\$ 238,446,693	\$ 247,900,319
Other taxes and licenses	43,368,922	44,990,458	48,482,477	48,676,368	52,653,957	53,794,595	63,462,569	73,810,699	79,768,578	80,329,142
Intergovernmental	24,935,222	26,718,675	28,531,275	25,033,587	28,435,191	28,933,554	38,025,479	62,458,252	52,627,846	66,266,834
Permits and fees	6,610,335	6,187,633	5,966,475	7,371,875	6,840,659	8,625,692	10,712,602	10,813,501	9,320,563	10,004,041
Sales and services	10,882,609	11,813,400	12,695,122	13,552,117	13,892,819	14,316,244	14,166,150	15,820,511	17,734,830	20,420,771
Investment earnings	211,522	476,243	976,381	1,933,054	3,790,853	2,451,326	221,507	(1,764,744)	9,832,726	18,497,059
Donations	506,259	696,118	559,896	571,705	602,438	415,049	373,042	10,426	1,895,587	356,683
Miscellaneous	444,037	1,078,357	386,890	1,099,121	1,162,952	699,466	368,219	1,387,731	397,183	440,823
<b>Total Revenues</b>	<b>226,871,141</b>	<b>238,626,322</b>	<b>255,404,282</b>	<b>259,585,887</b>	<b>280,651,255</b>	<b>293,713,393</b>	<b>348,644,944</b>	<b>392,318,053</b>	<b>410,024,006</b>	<b>444,215,672</b>
<b>Expenditures</b>										
General Government	19,636,478	21,462,463	21,664,835	24,150,818	24,833,675	28,855,817	32,201,956	40,143,798	40,148,533	41,979,935
Public Safety	36,187,257	39,466,706	41,058,868	43,217,050	47,306,560	53,137,616	61,746,314	68,662,875	76,848,412	82,286,880
Economic & Phy Dev	4,407,764	4,660,358	4,500,973	6,405,953	4,739,493	4,569,919	6,376,847	4,690,346	4,903,357	10,342,262
Environmental Prot.	399,128	377,117	610,380	438,565	1,332,525	637,270	855,939	19,639	64,527	300
Human Services	36,126,712	36,356,523	37,003,442	35,573,296	37,390,443	39,276,647	44,507,630	59,503,565	62,322,641	62,709,723
Education	71,063,433	96,042,477	144,665,606	141,487,058	151,618,111	129,247,085	7,729,279	121,259,242	140,498,917	9,836,686
Culture and recreation	5,415,569	6,276,076	6,569,071	6,822,720	6,902,789	7,394,923	127,347,464	8,496,111	9,292,264	146,234,197
Capital Outlay	3,056,097	3,454,088	7,782,211	9,092,657	17,131,454	15,251,155	31,467,518	66,546,674	48,320,300	74,945,550
Debt Service:										
Principal	26,590,644	28,546,548	31,553,890	35,259,074	38,292,875	36,803,683	36,278,886	35,176,452	46,217,092	38,951,390
Interest	15,277,809	10,832,777	13,384,878	13,792,808	15,543,086	13,905,019	12,332,752	11,989,272	15,693,671	16,901,221
<b>Total Expenditures</b>	<b>218,160,891</b>	<b>247,475,133</b>	<b>308,794,154</b>	<b>316,239,999</b>	<b>345,091,011</b>	<b>329,079,134</b>	<b>360,844,585</b>	<b>416,487,974</b>	<b>444,309,714</b>	<b>484,188,144</b>
Excess of revenues over (under) expenditures	8,710,250	(8,848,811)	(53,389,872)	(56,654,112)	(64,439,756)	(35,365,741)	(12,199,641)	(24,169,921)	(34,285,708)	(39,972,472)
<b>Other Financing Sources (Uses)</b>										
Issuance of Debt	-	-	-	-	-	6,017,493	63,226,409	170,624,153	61,969,517	84,810,829
Lease Financing issue	-	-	-	-	652,796	-	-	5,881,913	-	594,018
Subscription Liabilities issued	-	-	-	-	-	-	-	-	1,167,916	954,965
Transfers in	18,047,562	42,964,933	45,408,477	24,803,710	46,946,432	59,829,310	59,318,739	86,835,829	39,721,576	28,011,951
Transfers out	(18,197,562)	(42,964,933)	(45,408,477)	(24,803,710)	(46,744,748)	(59,623,588)	(58,220,857)	(91,240,205)	(40,343,448)	(28,531,248)
Limited Obligation Bonds Issued	134,235,000	73,785,000	-	125,500,000	-	-	-	-	-	-
Premium from Limited Obligation Bonds	-	11,159,452	-	8,374,879	-	-	-	-	-	-
Disbursements for Debt Instruments	(133,494,948)	-	-	-	-	-	-	-	-	-
Disbursements to Escrow Agent	-	-	-	-	-	-	(14,188,795)	(105,672,677)	-	-
Issuance of lease	-	-	841,553	930,000	-	-	-	-	-	-
<b>Total other financing sources (uses)</b>	<b>590,052</b>	<b>84,944,452</b>	<b>841,553</b>	<b>134,804,879</b>	<b>854,480</b>	<b>6,223,215</b>	<b>50,135,496</b>	<b>66,429,013</b>	<b>62,515,561</b>	<b>85,840,515</b>
<b>Net change in fund balances</b>	<b>\$ 9,300,302</b>	<b>\$ 76,095,641</b>	<b>\$ (52,548,319)</b>	<b>\$ 78,150,767</b>	<b>\$ (63,585,276)</b>	<b>\$ (29,142,526)</b>	<b>\$ 37,935,855</b>	<b>\$ 42,259,092</b>	<b>\$ 28,229,853</b>	<b>\$ 45,868,043</b>
Debt service as a percentage of noncapital expenditures	19.46%	16.14%	14.93%	15.97%	16.42%	16.16%	14.76%	13.48%	15.63%	12.97%

**CABARRUS COUNTY, NORTH CAROLINA**  
**ASSESSED VALUE AND ACTUAL VALUE OF TAXABLE PROPERTY**  
**LAST TEN FISCAL YEARS**

**TABLE 5**

<b>Fiscal Year</b>	<b>Real Property</b>	<b>Personal Property</b>	<b>Public Service Companies <sup>(2)</sup></b>	<b>Total Assessed Valuation</b>	<b>County Total Direct Tax Rate <sup>(3)</sup></b>
2015	\$ 16,133,208,737	\$ 3,251,500,679	\$ 311,870,162	\$ 19,696,579,578	\$ 0.7000
2016	16,451,336,581	3,452,698,898	377,571,137	20,281,606,616	0.7000
2017 (1)	17,490,495,184	3,673,234,986	381,343,745	21,545,073,915	0.7000
2018	18,030,699,506	3,874,032,498	407,469,337	22,312,201,341	0.7000
2019	18,654,406,653	4,031,847,588	420,009,900	23,106,264,141	0.7200
2020	19,335,275,287	4,392,660,440	456,471,377	24,184,407,104	0.7400
2021 (1)	23,576,844,027	4,786,125,942	462,090,236	28,825,060,205	0.7400
2022	24,553,335,415	4,993,040,074	465,531,976	30,011,907,465	0.7400
2023	25,284,715,521	5,471,809,275	507,055,204	31,263,580,000	0.7400
2024	26,109,127,127	5,825,313,628	549,095,855	32,483,536,610	0.7400

**Notes:**

- <sup>(1)</sup> Cabarrus County typically reassesses property every four years. Increases or decreases in value are due to revaluation
- <sup>(2)</sup> Public service companies' valuations are provided to the County by the North Carolina Department of Revenue and include both real and personal property
- <sup>(3)</sup> The County total direct tax rate is per \$100 of assessed valuation include both real and personal property



**CABARRUS COUNTY, NORTH CAROLINA  
DIRECT AND OVERLAPPING PROPERTY TAX RATES  
LAST TEN FISCAL YEARS**

**TABLE 6**

	Fiscal Year										
	2015	2016	2017 (1)	2018	2019	2020	2021 (1)	2022	2023	2024	
<b>County Total Direct Rate</b> <sup>(2)</sup>	\$ 0.7000	\$ 0.7000	\$ 0.7000	\$ 0.7000	\$ 0.7200	\$ 0.7400	\$ 0.7400	\$ 0.7400	\$ 0.7400	\$ 0.7400	\$ 0.7400
<b>Fire Protection Districts</b> <sup>(3)</sup>	0.0651	0.0722	0.0751	0.0848	0.0947	0.0975	0.0975	0.0988	0.1022	0.1076	
<b>Municipal Rates:</b> <sup>(4)</sup>											
Concord	0.4800	0.4800	0.4800	0.4800	0.4800	0.4800	0.4800	0.4800	0.4800	0.4800	
Kannapolis	0.6000	0.6300	0.6300	0.6300	0.6300	0.6300	0.6300	0.6300	0.6300	0.6300	
Harrisburg	0.1585	0.1585	0.1585	0.1585	0.3550	0.3550	0.3550	0.3550	0.4350	0.4350	
Mt. Pleasant	0.5050	0.5050	0.5050	0.5050	0.5050	0.5050	0.5050	0.5050	0.5050	0.5050	
Midland	0.2000	0.2000	0.2000	0.2000	0.2000	0.2200	0.2200	0.2200	0.2200	0.2200	
Locust	0.3600	0.3600	0.3600	0.3600	0.3600	0.3600	0.3600	0.3600	0.3600	0.3600	
Huntersville	*	*	*	*	*	*	*	0.2400	0.2400	0.1760	

\*No rate available

Notes:

- (1) Real property was revalued on January 1
- (2) All taxable property is subject to the County total direct rate. Cabarrus County has a unified tax rate; it has no components to display
- (3) Most property in the unincorporated areas is subject to one of sixteen fire protection district taxes. The fire protection districts direct rate is a combined rate as the impact of each individual fire district is considered insignificant. The average tax rate for the districts is recorded above. The Cabarrus County Board of Commissioners set each fire district rate. This rate, combined with the County rate, is the totally overlapping tax rate
- (4) Municipalities set their own direct rate. This rate, combined with the County rate, is the total overlapping tax rate

**CABARRUS COUNTY, NORTH CAROLINA  
PRINCIPAL PROPERTY TAXPAYERS  
CURRENT YEAR AND NINE YEARS AGO**

**TABLE 7**

Taxpayer	Type of Business	Fiscal Year 2024			Fiscal Year 2015		
		Assessed Valuation	Rank	Percentage of Total Assessed Valuation	Assessed Valuation	Rank	Percentage of Total Assessed Valuation
Corning Inc	Manufacturing	\$ 432,691,872	1	1.47%	\$ 266,279,985	2	0.90%
Mall at Concord Mills LP	Retail Center	229,966,930	2	0.78%	251,925,150	3	0.85%
Duke Energy Corp	Public Service - Utilities	221,472,514	3	0.75%	111,343,353	6	0.38%
Charlotte Motor Speedway Inc	Sports - Racing	197,735,998	4	0.67%	217,597,915	4	0.74%
Hendrick Motorsports Inc	Sports - Racing	161,166,006	5	0.55%			0.00%
Castle & Cooke NC LLC / David H Murdock	Real Estate - Commercial	150,850,623	6	0.51%	336,839,451	1	1.14%
Celgard LLC	Manufacturing	150,810,964	7	0.51%	215,075,787	5	0.73%
Weinstein Properties	Real Estate - Residential	134,609,350	8	0.46%	94,517,490	8	0.32%
Hendrick Automotive	Auto race team	133,058,388	9	0.45%	102,998,689	7	0.35%
Eli Lilly and Company	Pharmaceutical	130,727,318	10	0.44%			0.00%
Phillip Morris (Altria)	Cigarette Manufacturer	-		-	92,875,818	9	0.32%
Great Wolf Lodge of the Carolinas	Amusement Water Park	-		-	92,467,316	10	0.31%
Totals		<u>\$ 1,943,089,963</u>		<u>6.59%</u>	<u>\$ 1,781,920,954</u>		<u>6.04%</u>

Source:  
Cabarrus County Tax Administration Department

**CABARRUS COUNTY, NORTH CAROLINA  
PROPERTY TAX LEVIES AND COLLECTIONS  
LAST TEN FISCAL YEARS**

**TABLE 8**

Fiscal Year	Taxes Levied for the Fiscal Year			Total Adjusted Levy	Collected within the Fiscal Year of the Levy		Collections in Subsequent Years	Total Collections to Date		Uncollected
	(Original Levy)	Discoveries	Releases		Amount	Percentage of Adjusted Levy		Amount	Percentage of Adjusted Levy	
2015	\$ 137,821,405	\$ 1,364,427	\$ (240,129)	\$ 138,945,703	\$ 135,223,699	97.32%	\$ 3,665,312	\$ 138,889,011	99.96%	\$ 56,692
2016	142,057,414	1,711,206	(261,433)	143,507,187	140,909,405	98.19%	2,552,959	143,462,364	99.97%	44,823
2017	151,766,267	2,984,909	(1,731,216)	153,019,960	151,567,896	99.05%	1,406,127	152,974,023	99.97%	45,937
2018	156,492,609	1,730,690	(720,773)	157,502,526	155,797,502	98.92%	1,224,488	157,021,990	99.69%	480,536
2019	166,041,841	2,611,618	(439,783)	168,213,676	167,031,329	99.30%	1,077,496	168,108,825	99.94%	104,851
2020	178,561,795	2,217,488	(333,442)	180,445,841	178,156,835	98.73%	1,989,536	180,146,371	99.83%	299,470
2021	213,614,252	2,754,382	(869,313)	215,499,321	213,522,265	99.08%	1,783,100	215,305,365	99.91%	193,956
2022	220,834,717	1,860,481	(389,941)	222,305,257	220,927,405	99.38%	1,151,976	222,079,381	99.90%	225,876
2023	230,521,312	1,957,263	(706,193)	231,772,382	230,226,400	99.33%	966,958	231,193,358	99.75%	579,024
2024	239,431,671	1,826,575	(569,417)	240,688,829	239,340,145	99.44%	-	239,340,145	99.44%	1,348,684

Source:  
Cabarrus County Finance Department

**CABARRUS COUNTY, NORTH CAROLINA**  
**RATIOS OF GENERAL BONDED DEBT OUTSTANDING**  
**LAST TEN FISCAL YEARS**

**TABLE 9**

<b>Fiscal Year</b>	<b>General Obligation Bonds <sup>(1)</sup></b>	<b>Percentage of Actual Taxable Value of Property <sup>(2)</sup></b>	<b>Per Capita <sup>(3)</sup></b>
2015	\$ 82,447,259	0.42%	429
2016	73,900,237	0.36%	376
2017	65,546,821	0.27%	325
2018	57,460,041	0.26%	278
2019	50,318,541	0.22%	238
2020	43,893,541	0.18%	203
2021	36,745,541	0.13%	162
2022	29,479,041	0.10%	127
2023	22,122,541	0.07%	94
2024	14,741,041	0.05%	65

**Notes:**

<sup>(1)</sup> Details regarding the County's outstanding debt can be found in the notes to the financial statements

<sup>(2)</sup> See Table 5 for total assessed value of property

<sup>(3)</sup> See Table 13 for population data

**CABARRUS COUNTY, NORTH CAROLINA  
RATIOS OF OUTSTANDING DEBT BY TYPE  
LAST TEN FISCAL YEARS**

**TABLE 10**

Fiscal Year	Governmental Activities						Total Primary Government	Per Capita <sup>(2)</sup>	Percentage of Personal Income <sup>(2)</sup>
	General Obligation Bonds <sup>(1)</sup>	Certificates of Participation/Limited Obligation Bonds	Installment Financing	Notes Payable	Capital Leases	Leases			
2015	\$ 82,447,259	\$ 238,439,690	\$ 2,822,780	\$ 457,323	\$ 132,994	\$ -	\$ 324,300,046	\$ 1,688	4.38%
2016	73,900,237	301,695,995	2,745,710	365,858	-	-	378,707,800	1,925	4.57%
2017	65,546,821	276,304,369	3,166,929	274,393	334,814	-	345,627,326	1,715	3.80%
2018	57,460,041	380,726,387	3,909,320	182,928	334,814	-	442,613,490	2,140	4.63%
2019	50,318,541	347,902,739	3,407,393	91,463	713,127	-	402,433,263	1,904	3.99%
2020	43,132,041	322,857,803	2,900,998	-	442,302	-	369,333,144	1,706	3.28%
2021	36,745,541	341,351,782	2,389,979	-	334,435	-	380,821,737	1,677	3.07%
2022	29,479,041	377,498,997	2,438,718	-	-	4,911,157	414,327,913	1,791	3.21%
2023	22,122,541	399,840,531	2,225,806	-	-	3,757,265	427,946,143	1,815	*
2024	14,741,041	452,543,377	1,132,525	-	-	3,263,775	471,680,718	1,976	*

**Notes:**

(1) Details regarding the County's outstanding debt can be found in the notes to the financial statements

(2) See Table 13 for personal income and population data. These ratios are calculated using data from the prior calendar year

\* Calendar year 2024 personal income is not yet available to calculate the percentage of personal income for fiscal year 2024

**CABARRUS COUNTY, NORTH CAROLINA**  
**DIRECT AND OVERLAPPING GOVERNMENTAL ACTIVITIES DEBT**  
**AS OF JUNE 30, 2024**

**TABLE 11**

<b>Governmental Unit <sup>(1)</sup></b>	<b>Outstanding Debt <sup>(2)</sup></b>	<b>Estimated Percentage Applicable <sup>(3)</sup></b>	<b>Amount Applicable to Primary Government</b>
City of Concord	\$ 64,952,650	45.44%	\$ 29,512,514
City of Kannapolis	158,006,677	19.24%	30,404,279
Town of Harrisburg	16,304,903	9.92%	1,616,689
Town of Mt. Pleasant	9,968,095	0.61%	60,421
City of Locust	-	0.28%	-
Town of Midland	434,748	2.94%	12,791
Subtotal, overlapping debt			61,606,693
Cabarrus County direct debt			472,555,184
Total direct and overlapping debt			<u>\$ 534,161,877</u>

**Notes:**

- <sup>(1)</sup> Overlapping governments are those that coincide, at least in part, with geographic boundaries within the County. This schedule estimates the portion of the outstanding debt of those overlapping governments that is borne by the property taxpayers of Cabarrus County. This process recognizes that, when considering the County's ability to issue and repay long-term debt, the entire debt burden borne by the property taxpayers should be taken into account. However, this does not imply that every taxpayer is a resident, and therefore responsible for repaying the debt, of each overlapping government.
- <sup>(2)</sup> Total outstanding Governmental activities debt is provided by each governmental unit.
- <sup>(3)</sup> The percentage of the overlapping debt is calculated by dividing the governmental unit's assessed valuation by the County's assessed valuation (overlapping portion of the government's revenue base / total revenue base of the overlapping government).

**CABARRUS COUNTY, NORTH CAROLINA  
LEGAL DEBT MARGIN INFORMATION  
LAST TEN FISCAL YEARS**

**TABLE 12**

	Fiscal Year									
	2015	2016	2017	2018	2019	2020	2021	2022	2023	2024
Assessed Value of Property	\$ 19,696,579,578	\$ 20,281,606,616	\$ 21,545,073,915	\$ 22,312,201,341	\$ 23,108,571,747	\$ 24,184,407,104	\$ 28,825,060,205	\$ 30,011,907,465	\$ 31,263,580,000	\$ 32,483,536,610
Debt Limit, 8% of Assessed Value (Statutory Limitation)	1,575,726,366	1,622,528,529	1,723,605,913	1,784,976,107	1,848,685,740	1,934,752,568	2,306,004,816	2,400,952,597	2,501,086,400	2,598,682,929
Debt applicable to debt limitations:										
Total Bonded Debt	82,447,259	73,900,237	65,546,821	57,460,041	50,318,541	43,132,041	36,745,541	29,479,041	22,122,541	14,741,041
Total Notes Payable	457,323	365,858	274,393	182,928	91,463	-	-	-	-	-
Total Capital Leases	133,013	-	334,814	334,814	713,127	442,302	334,435	-	-	-
Total Leases	-	-	-	-	-	-	-	4,911,157	4,574,892	3,263,775
Total Subscription Liabilities	-	-	-	-	-	-	-	-	2,225,806	2,006,991
Total Installment Financing	2,822,780	2,745,710	3,166,929	3,909,320	3,407,393	2,900,998	2,389,979	2,438,718	817,628	1,132,525
Total Certificates of Participation/ Limited Obligation Bonds	238,439,690	301,695,995	276,304,369	380,726,387	347,902,739	322,857,803	341,351,782	377,498,997	399,840,531	452,543,377
Total debt applicable to limitations	324,300,065	378,707,800	345,627,326	442,613,490	402,433,263	369,333,144	380,821,737	414,327,913	429,581,398	473,687,709
Legal debt limit	\$ 1,251,426,301	\$ 1,243,820,729	\$ 1,377,978,587	\$ 1,342,362,617	\$ 1,446,252,477	\$ 1,565,419,424	\$ 1,925,183,079	\$ 1,986,624,684	\$ 2,071,505,002	\$ 2,124,995,220
Total net debt applicable to the limit as a percentage of debt limit	\$ 1,251,426,301 20.38%	\$ 1,243,820,729 23.34%	\$ 1,377,978,587 20.05%	\$ 1,342,362,617 24.80%	\$ 1,446,252,477 21.77%	\$ 1,565,419,424 19.09%	\$ 1,925,183,079 16.51%	\$ 1,986,624,684 17.26%	\$ 2,071,505,002 17.18%	\$ 2,124,995,220 18.23%

Note:  
NC Statute GS159-55 limits the County's outstanding debt to 8% of the appraised value of property subject to taxation. The following deductions are made from gross debt to arrive at net debt applicable to the limit: money held for payment of principal debt incurred for water, sewer, gas, or electric power purposes; uncollected special assessments, funding and refunding bonds not yet issued; and revenue bonds. The legal debt margin is the difference between the debt limit and the county's net debt outstanding applicable to the limit, and represents the county's legal borrowing authority

**CABARRUS COUNTY, NORTH CAROLINA  
 DEMOGRAPHIC AND ECONOMIC STATISTICS  
 LAST TEN FISCAL YEARS**

**TABLE 13**

<b>Year</b>	<b>Population<sup>(1)</sup></b>	<b>Personal Income<sup>(2)</sup> (Dollars in Thousands)</b>	<b>Per Capita Personal Income<sup>(2)</sup></b>	<b>Public School Enrollment<sup>(3)</sup></b>	<b>Unemployment Rate<sup>(4)</sup></b>	<b>Number of Building Inspections Performed<sup>(5)</sup></b>
2015	192,103	\$ 7,399,908	\$ 38,521	34,609	5.5%	46,267
2016	196,762	8,286,025	41,103	35,376	4.8%	55,741
2017	201,590	9,085,784	43,920	36,669	4.1%	57,485
2018	206,872	9,556,853	45,220	33,877	3.9%	61,400
2019	211,342	10,089,975	46,415	32,955	3.8%	64,131
2020	216,453	11,260,526	49,592	33,579	7.6%	71,036
2021	227,065	12,407,280	53,647	32,555	4.4%	72,520
2022	231,726	12,910,767	54,754	33,565	3.4%	65,142
2023	235,797	13,556,305	57,492	34,674	3.3%	64,470
2024	240,016	14,098,557	60,367	34,877	3.5%	75,413

**Notes:**

<sup>(1)</sup> United States Census Bureau

<sup>(2)</sup> Bureau of Economic Analysis, U.S. Department of Commerce. Figures are for the prior calendar year

<sup>(3)</sup> Public Schools of North Carolina/State Board of Education reported the County Official Statements

<sup>(4)</sup> N.C. Department of Commerce Labor & Economic Analysis as of June 30th

<sup>(5)</sup> Total number of inspections performed by Cabarrus County Inspections Department. Does not include inspections by municipalities.



**CABARRUS COUNTY, NORTH CAROLINA  
PRINCIPAL EMPLOYERS  
CURRENT YEAR AND NINE YEARS AGO**

**TABLE 14**

Employer	2024			2015		
	Employees	Rank	Percentage of Total County Employment	Employees	Rank	Percentage of Total County Employment
Atrium Health Cabarrus	4,500	1	3.91%	4,500	1	4.86%
Cabarrus County Schools	4,300	2	3.73%	3,800	2	4.11%
Cabarrus County	1,280	3	1.11%	950	4	1.03%
City of Concord	1,100	4	0.95%	901	5	0.97%
Amazon.com Inc	1,000	5	0.87%			0.00%
Walmart SuperCenter	965	6	0.84%			0.00%
Shoe Show Inc	800	7	0.69%	800	7	0.86%
Hendrick Motorsports	600	8	0.52%			0.00%
Eli Lilly & Co	600	9	0.52%			0.00%
Westrock Coffee Co LLC	600	10	0.52%			0.00%
North Carolina Research Campus	-	-	0.00%	1,000	3	1.08%
Connexions	-	-	0.00%	900	6	0.97%
State of North Carolina			0.00%	770	8	0.83%
Kannapolis City Schools	-	-	-	750	9	0.81%
S&D Coffee and Tea	-	-	-	625	10	0.68%
<b>Total</b>	<b>15,745</b>		<b>13.67%</b>	<b>14,996</b>		<b>16.21%</b>

Source:

NC Employment Security Commission, Cabarrus County Economic Development Corporation and FY 2015 ACFR

**CABARRUS COUNTY, NORTH CAROLINA**  
**FULL-TIME EQUIVALENT COUNTY GOVERNMENT EMPLOYEES BY FUNCTION**  
**LAST TEN FISCAL YEARS**

**TABLE 15**

Function/Program	Fiscal Year									
	2015	2016	2017	2018	2019	2020	2021	2022	2023	2024
General Government	168	171	176	180	190	192	205	220	237	246
Cultural and Recreation	68	69	71	74	76	78	81	82	86	116
Public Safety	453	472	496	505	514	524	582	597	609	627
Economic and Physical Development	15	18	19	19	19	19	19	20	21	22
Human Services	302	308	317	330	340	347	356	372	392	389
Environmental Protection	7	7	7	8	9	9	9	9	10	10
<b>Total</b>	<b>1,013</b>	<b>1,045</b>	<b>1,086</b>	<b>1,116</b>	<b>1,148</b>	<b>1,169</b>	<b>1,252</b>	<b>1,300</b>	<b>1,355</b>	<b>1,410</b>

Note:

Vacant positions are included in the above numbers. Full-time personnel work 2,080 hours per year (less vacation and sick leave)

Source:

Cabarrus County Finance Department

**CABARRUS COUNTY, NORTH CAROLINA  
OPERATING INDICATORS BY FUNCTIONAL AREA  
LAST TEN FISCAL YEARS**

**TABLE 16**

Functional Area	Fiscal Year									
	2015	2016	2017	2018	2019	2020	2021	2022	2023	2024
General Government										
Tax Collection Rate	97.32%	98.19%	99.05%	98.92%	99.30%	98.73%	99.08%	99.38%	99.33%	99.44%
Land Records Recorded <sup>(1)</sup>	32,188	33,207	35,324	32,719	32,668	44,916	55,845	40,375	27,600	27,500
Culture & Recreation										
Circulation of Library Materials-All Branches	668,249	675,234	771,850	812,539	848,068	758,135	716,997	800,130	958,987	816,742
Acres of Park Land-Developed/Undeveloped <sup>(4)</sup>	381/310	356/257	356/257	356/27	356/270	553/100	553/715	507/668	507/668	521/784
Public Safety										
Sheriff Average Response Time (includes Fire and EMS)	6:41	6:48	6:52	7:28	7:34	6:01	7:13	7:40	7:13	7:27
Detention Center Average Daily Population	326	285	336	347	351	303	202	276	321.31	343
Animals Picked Up (Animal Shelter)	2,865	2,955	2,596	2,685	3,414	2,815	2,585	2,698	3,274	2,524
Building Inspections Completed	46,267	55,966	57,167	62,516	64,129	71,036	72,520	65,142	64,470	75,413
EMS Average Response Time Countywide	7	7	7	7.5	7.4	7.4	8.2	7.98	8.1	7.90
Economic & Physical Development										
Construction Permits Issued	15,217	16,971	16,183	18,152	18,762	20,807	20,078	18,490	18,734	20,645
Zoning Permits Issued	450	444	536	538	406	544	652	599	553	462
Human Services										
Veteran /Dependent Contacts	9,477	9,610	9,852	10,241	9,142	8,506	9,807	9,506	10,291	11,039
Human Service Transportation Trips <sup>(2)</sup>	87,544	92,402	81,353	74,158	75,501	65,309	52,682	54,588	58,430	61,374
Family Medicaid Cases	9,805	18,662	17,197	17,197	19,050	22,401	22,276	25,480	30,122	48,930
Adult Medicaid Cases <sup>(3)</sup>	7,090	10,817	8,326	7,234	9,525	9,804	9,915	9,998	8,096	8,043
WFFA (formerly AFDC)	193	273	235	203	209	301	163	136	115	99
Child Protective Service Reports Investigated	1,217	1,748	1,185	1,953	2,066	2,043	1,380	1,678	1,802	1,922
Adoptions Completed	12	16	10	7	13	13	15	30	25	18
Food Stamp Cases	11,288	11,450	12,150	9,564	8,573	9,153	11,494	12,592	12,086	10,667
Adult Protective Services Reports	388	380	388	411	381	422	394	421	450	515
Environmental Protection										
Tons of MSW and C&D Waste Managed	16,511	16,126	15,327	16,845	19,097	21,089	19,952	17,347	18,404	25,351
Tons of Recyclable Materials Collected	3,114	3,461	3,774	3,700	3,200	4,787	4,659	4,268	4,827	4,896
Education <sup>(5)</sup>										
Per Pupil Current Expense Funding	\$ 1,608.00	\$ 1,699.00	\$ 1,866.59	\$ 1,850.22	\$ 1,887.69	\$ 1,878.48	\$ 2,040.84	\$ 2,068.13	\$ 2,167.27	\$ 2,297.86
Per Pupil Capital Outlay Funding	\$ 58.27	\$ 137.18	\$ 182.14	\$ 129.36	\$ 29.73	\$ 26.71	\$ 27.21	\$ 27.22	\$ 26.77	\$ 26.21
Per Pupil Debt Service Funding	\$ 857.03	\$ 848.80	\$ 1,010.11	\$ 1,067.35	\$ 1,085.19	\$ 697.43	\$ 968.53	\$ 883.64	\$ 1,067.92	\$ 872.49
Per Pupil - Server Space	\$ 2.30	\$ 2.28	\$ 2.28	\$ 1.18	\$ 1.09	\$ 1.08	\$ 1.10	\$ 1.10	\$ 1.08	\$ 1.06
Per Pupil - Fines & Forfeitures	\$ 41.07	\$ 41.35	\$ 40.75	\$ 39.17	\$ 37.40	\$ 34.99	\$ 28.60	\$ 39.51	\$ 39.64	\$ 44.12
Per Pupil - School Nurses	\$ 55.33	\$ 64.59	\$ 68.87	\$ 71.93	\$ 69.38	\$ 72.81	\$ 86.48	\$ 98.20	\$ 103.39	\$ 111.44

**Source:** County Departments

**Notes:** <sup>(1)</sup> Data is Calendar Year from Register of Deeds Department

<sup>(2)</sup> County Department Starting in 2004, previously under DSS and private contractor

<sup>(3)</sup> Social Security began managing SSI Medicaid cases in 1998; Medicaid income limits changed to 100% of poverty 2001

<sup>(4)</sup> Acreage reflects WW Flowe deeded to Concord, 13 additional acres at Wallace Park, and 50 undeveloped acres at Vietnam Veterans Park no longer part of the acreage

<sup>(5)</sup> FY23 is restated.

- Data Not Available, \* Estimate

**CABARRUS COUNTY, NORTH CAROLINA  
CAPITAL ASSET STATISTICS BY FUNCTION/PROGRAM  
LAST TEN FISCAL YEARS**

**TABLE 17**

Function/Program	Fiscal Year									
	2015	2016	2017	2018	2019	2020	2021	2022	2023	2024
<b>Parks <sup>(1)</sup></b>										
Park facility <sup>(4)</sup>	5	5	6	6	6	6	7	6	6	7
Tennis courts	6	6	6	6	6	6	6	6	2	2
Pickleball Courts										12
Volleyball Courts										5
Picnic shelters <sup>(3)</sup>	28	28	29	29	29	25	25	25	12	18
Enclosed Shelters										5
Softball fields	8	8	8	8	4	4	4	4	25	4
Baseball Fields										3
Playgrounds	10	10	11	11	13	13	13	13	4	10
Outdoor Fitness Equip										4
Soccer Fields	11	11	11	11	11	11	11	11	13	11
Active Living Centers										2
Bocce Courts										4
Shuffleboard Courts										4
Camping cabins	6	6	6	6	6	6	6	6	11	11
Tent sites	7	7	7	7	7	7	7	7	6	6
Bathhouse for campgrounds	1	1	1	1	1	1	1	1	7	7
Swimming Pool	1	1	1	1	1	1	1	1	1	1
Pool Bathhouse	1	1	1	1	1	1	1	1	1	1
<b>Fire protection <sup>(1)</sup></b>										
Fire Departments <sup>(2)</sup>	11	11	11	11	11	11	11	11	12	15
<b>Sheriff <sup>(1)</sup></b>										
Stations	1	1	1	1	1	1	1	1	1	1
Substations	5	5	5	5	5	5	5	5	5	5
Patrol units	181	170	173	202	214	192	213	242	243	245

**Notes:**

<sup>(1)</sup> Data obtained from the County Departments of Parks, Emergency Management, and Sheriff

<sup>(2)</sup> Three stations (Concord, Kannapolis, Harrisburg) have become municipal departments and are not under the control of the County

<sup>(3)</sup> 25 shelters reflects a decrease of 4 due to the Barn at FLP being burned down

<sup>(4)</sup> 6 Park facilities reflects WW Flowe has been deeded to City of Concord, St Stephens Property has been added to the inventory, Pharr Mill Road Park which is operated by Town of Harrisburg

# COMPLIANCE SECTION

---

---



# MARTIN ♦ STARNES & ASSOCIATES, CPAs, P.A.

*"A Professional Association of Certified Public Accountants and Management Consultants"*

## **Report on Internal Control Over Financial Reporting and on Compliance and Other Matters Based on an Audit of Financial Statements Performed in Accordance with *Government Auditing Standards***

### **Independent Auditor's Report**

To the Board of Commissioners  
Cabarrus County  
Concord, North Carolina

We have audited, in accordance with the auditing standards generally accepted in the United States of America and the standards applicable to financial audits contained in *Government Auditing Standards* issued by the Comptroller General of the United States (*Government Auditing Standards*), the accompanying financial statements of the governmental activities, the business-type activities, the discretely presented component unit, each major fund, and the aggregate remaining fund information of Cabarrus County, North Carolina, as of and for the year ended June 30, 2024, and the related notes to the financial statements, which collectively comprise the County's basic financial statements, and have issued our report thereon dated February 14, 2025. Our report includes a reference to other auditors who audited the financial statements of the Public Health Authority of Cabarrus County (Cabarrus Health Alliance), as described in our report on Cabarrus County's financial statements. This report does not include the results of the other auditors' testing of internal control over financial reporting or compliance and other matters that are reported on separately by those auditors.

### **Report on Internal Control Over Financial Reporting**

In planning and performing our audit of the financial statements, we considered Cabarrus County's internal control over financial reporting (internal control) as a basis for designing audit procedures that are appropriate in the circumstances for the purpose of expressing our opinions on the financial statements, but not for the purpose of expressing an opinion on the effectiveness of Cabarrus County's internal control. Accordingly, we do not express an opinion on the effectiveness of Cabarrus County's internal control.

A *deficiency in internal control* exists when the design or operation of a control does not allow management or employees, in the normal course of performing their assigned functions, to prevent, or detect and correct, misstatements on a timely basis. A *material weakness* is a deficiency, or combination of deficiencies, in internal control, such that there is a reasonable possibility that a material misstatement of the entity's financial statements will not be

prevented, or detected and corrected, on a timely basis. A *significant deficiency* is a deficiency, or a combination of deficiencies, in internal control that is less severe than a material weakness, yet important enough to merit attention by those charged with governance.

Our consideration of internal control was for the limited purpose described in the first paragraph of this section and was not designed to identify all deficiencies in internal control that might be material weaknesses or significant deficiencies. Given these limitations, during our audit, we did not identify any deficiencies in internal control that we consider to be material weaknesses. However, material weaknesses may exist that were not identified.

### **Report on Compliance and Other Matters**

As part of obtaining reasonable assurance about whether Cabarrus County’s financial statements are free from material misstatement, we performed tests of its compliance with certain provisions of laws, regulations, contracts, and grant agreements, non-compliance with which could have a direct and material effect on the financial statements. However, providing an opinion on compliance with those provisions was not an objective of our audit, and accordingly, we do not express such an opinion. The results of our tests disclosed no instances of non-compliance or other matters that are required to be reported under *Government Auditing Standards*.

### **Purpose of this Report**

The purpose of this report is solely to describe the scope of our testing of internal control and compliance and the results of that testing, and not to provide an opinion on the effectiveness of the County’s internal control or on compliance. This report is an integral part of an audit performed in accordance with *Government Auditing Standards* in considering the County’s internal control and compliance. Accordingly, this communication is not suitable for any other purpose.

*Martin Starnes & Associates, CPAs, P.A.*

Martin Starnes & Associates, CPAs, P.A.  
Hickory, North Carolina  
February 14, 2025



# MARTIN ♦ STARNES & ASSOCIATES, CPAs, P.A.

*"A Professional Association of Certified Public Accountants and Management Consultants"*

## **Report on Compliance for Each Major Federal Program and Report on Internal Control Over Compliance Required by the Uniform Guidance and the State Single Audit Implementation Act**

### **Independent Auditor's Report**

To the Board of Commissioners  
Cabarrus County  
Concord, North Carolina

#### **Report on Compliance for Each Major Federal Program**

##### ***Opinion on Each Major Federal Program***

We have audited Cabarrus County, North Carolina's, compliance with the types of compliance requirements identified as subject to audit in the OMB *Compliance Supplement* and the *Audit Manual for Governmental Auditors in North Carolina*, issued by the Local Government Commission that could have a direct and material effect on each of Cabarrus County's major federal programs for the year ended June 30, 2024. Cabarrus County's major federal programs are identified in the summary of auditor's results section of the accompanying Schedule of Findings, Responses, and Questioned Costs.

In our opinion, Cabarrus County complied, in all material respects, with the compliance requirements referred to above that could have a direct and material effect on each of its major federal programs for the year ended June 30, 2024.

##### ***Basis for Opinion on Each Major Federal Program***

We conducted our audit of compliance in accordance with auditing standards generally accepted in the United States of America (GAAS); the standards applicable to financial audits contained in *Government Auditing Standards*, issued by the Comptroller General of the United States (*Government Auditing Standards*); and the audit requirements of Title 2 U.S. *Code of Federal Regulations Part 200, Uniform Administrative Requirements, Cost Principles, and Audit Requirements for Federal Awards* (Uniform Guidance) and the State Single Audit Implementation Act. Our responsibilities under those standards and the Uniform Guidance are further described in the Auditor's Responsibilities for the Audit of Compliance section of our report.

We are required to be independent of Cabarrus County and to meet our other ethical responsibilities in accordance with relevant ethical requirements relating to our audit. We believe that the audit evidence we have obtained is sufficient and appropriate to provide a basis for our opinion on compliance for each major federal program. Our audit does not provide a legal determination of Cabarrus County's compliance with the compliance requirements referred to above.

### ***Responsibilities of Management for Compliance***

Management is responsible for compliance with the requirements referred to above and for the design, implementation, and maintenance of effective internal control over compliance with the requirements of laws, statutes, regulations, rules and provisions of contracts or grant agreements applicable to Cabarrus County's federal programs.

### ***Auditor's Responsibilities for the Audit of Compliance***

Our objectives are to obtain reasonable assurance about whether material non-compliance with the compliance requirements referred to above occurred, whether due to fraud or error, and express an opinion on Cabarrus County's compliance based on our audit. Reasonable assurance is a high level of assurance but is not absolute assurance and, therefore, is not a guarantee that an audit conducted in accordance with GAAS, *Government Auditing Standards*, the Uniform Guidance, and the State Single Audit Implementation Act will always detect material non-compliance when it exists. The risk of not detecting material non-compliance resulting from fraud is higher than for that resulting from error, as fraud may involve collusion, forgery, intentional omissions, misrepresentations, or the override of internal control. Non-compliance with the compliance requirements referred to above is considered material if there is a substantial likelihood that, individually or in the aggregate, it would influence the judgment made by a reasonable user of the report on compliance about Cabarrus County's compliance with the requirements of each major federal program as a whole.

In performing an audit in accordance with GAAS, *Government Auditing Standards*, the Uniform Guidance, and the State Single Audit Implementation Act we:

- exercise professional judgment and maintain professional skepticism throughout the audit;
- identify and assess the risks of material non-compliance, whether due to fraud or error, and design and perform audit procedures responsive to those risks. Such procedures include examining, on a test basis, evidence regarding Cabarrus County's compliance with the compliance requirements referred to above and performing such other procedures as we considered necessary in the circumstances;
- obtain an understanding of Cabarrus County's internal control over compliance relevant to the audit in order to design audit procedures that are appropriate in the circumstances and to test and report on internal control over compliance in accordance with the Uniform Guidance and the State Single Audit Implementation Act, but not for the purpose of expressing an opinion on the effectiveness of Cabarrus County's internal control over compliance. Accordingly, no such opinion is expressed.

We are required to communicate with those charged with governance regarding, among other matters, the planned scope and timing of the audit and any significant deficiencies and material weaknesses in internal control over compliance that we identified during the audit.

## Report on Internal Control over Compliance

A *deficiency in internal control over compliance* exists when the design or operation of a control over compliance does not allow management or employees, in the normal course of performing their assigned functions, to prevent, or detect and correct, non-compliance with a type of compliance requirement of a federal program on a timely basis. A *material weakness in internal control over compliance* is a deficiency, or combination of deficiencies, in internal control over compliance, such that there is reasonable possibility that material non-compliance with a type of compliance requirement of a federal program will not be prevented, or detected and corrected, on a timely basis. A *significant deficiency in internal control over compliance* is a deficiency, or a combination of deficiencies, in internal control over compliance with a type of compliance requirement of a federal program that is less severe than a material weakness in internal control over compliance, yet important enough to merit attention by those charged with governance.

Our consideration of internal control over compliance was for the limited purpose described in Auditor's Responsibilities for the Audit of Compliance section above and was not designed to identify all deficiencies in internal control over compliance that might be material weaknesses or significant deficiencies in internal control over compliance. Given these limitations, during our audit we did not identify any deficiencies in internal control over compliance that we consider to be material weaknesses, as defined above. However, material weaknesses or significant deficiencies in internal control over compliance may exist that were not identified.

Our audit was not designed for the purpose of expressing an opinion on the effectiveness of internal control over compliance. Accordingly, no such opinion is expressed.

The purpose of this report on internal control over compliance is solely to describe the scope of our testing of internal control over compliance and the results of that testing based on the requirements of the Uniform Guidance. Accordingly, this report is not suitable for any other purpose.

*Martin Starnes & Associates, CPAs, P.A.*

Martin Starnes & Associates, CPAs, P.A.  
Hickory, North Carolina  
February 14, 2025



# MARTIN ♦ STARNES & ASSOCIATES, CPAs, P.A.

*"A Professional Association of Certified Public Accountants and Management Consultants"*

## **Report on Compliance for Each Major State Program and Report on Internal Control Over Compliance Required by the Uniform Guidance and the State Single Audit Implementation Act**

### **Independent Auditor's Report**

To the Board of Commissioners  
Cabarrus County  
Concord, North Carolina

#### **Report on Compliance for Each Major State Program**

##### ***Opinion on Each Major State Program***

We have audited Cabarrus County, North Carolina's, compliance with the types of compliance requirements identified as subject to audit in the OMB *Compliance Supplement* and the *Audit Manual for Governmental Auditors in North Carolina*, issued by the Local Government Commission that could have a direct and material effect on each of Cabarrus County's major state programs for the year ended June 30, 2024. Cabarrus County's major state programs are identified in the summary of auditor's results section of the accompanying Schedule of Findings, Responses, and Questioned Costs.

In our opinion, Cabarrus County complied, in all material respects, with the compliance requirements referred to above that could have a direct and material effect on each of its major state programs for the year ended June 30, 2024.

##### ***Basis for Opinion on Each Major State Program***

We conducted our audit of compliance in accordance with auditing standards generally accepted in the United States of America (GAAS); the standards applicable to financial audits contained in *Government Auditing Standards*, issued by the Comptroller General of the United States (*Government Auditing Standards*); the audit requirements of Title 2 U.S. *Code of Federal Regulations Part 200, Uniform Administrative Requirements, Cost Principles, and Audit Requirements for Federal Awards* (Uniform Guidance) and the State Single Audit Implementation Act. Our responsibilities under those standards and the Uniform Guidance are further described in the Auditor's Responsibilities for the Audit of Compliance section of our report.

We are required to be independent of Cabarrus County and to meet our other ethical responsibilities, in accordance with relevant ethical requirements relating to our audit. We believe that the audit evidence we have obtained is sufficient and appropriate to provide a reasonable basis for our opinion on compliance for each major state program. Our audit does not provide a legal determination of Cabarrus County's compliance with the compliance requirements referred to above.

### ***Responsibilities of Management for Compliance***

Management is responsible for compliance with the requirements referred to above and for the design, implementation, and maintenance of effective internal control over compliance with the requirements of laws, statutes, regulations, rules and provisions of contracts or grant agreements applicable to Cabarrus County's state programs.

### ***Auditor's Responsibilities for the Audit of Compliance***

Our objectives are to obtain reasonable assurance about whether material non-compliance with the compliance requirements referred to above occurred, whether due to fraud or error, and express an opinion on Cabarrus County's compliance based on our audit. Reasonable assurance is a high level of assurance but is not absolute assurance and, therefore, is not a guarantee that an audit conducted in accordance with GAAS, *Government Auditing Standards*, the Uniform Guidance, and the State Single Audit Implementation Act will always detect material non-compliance when it exists. The risk of not detecting material non-compliance resulting from fraud is higher than for that resulting from error, as fraud may involve collusion, forgery, intentional omissions, misrepresentations, or the override of internal control. Non-compliance with the compliance requirements referred to above is considered material if there is a substantial likelihood that, individually or in the aggregate, it would influence the judgment made by a reasonable user of the report on compliance about Cabarrus County's compliance with the requirements of each major state program as a whole.

In performing an audit in accordance with GAAS, *Government Auditing Standards*, the Uniform Guidance, and the State Single Audit Implementation Act, we:

- exercise professional judgment and maintain professional skepticism throughout the audit;
- identify and assess the risks of material non-compliance, whether due to fraud or error, and design and perform audit procedures responsive to those risks. Such procedures include examining, on a test basis, evidence regarding Cabarrus County's compliance with the compliance requirements referred to above and performing such other procedures as we considered necessary in the circumstances;
- obtain an understanding of Cabarrus County's internal control over compliance relevant to the audit in order to design audit procedures that are appropriate in the circumstances and to test and report on internal control over compliance in accordance with the Uniform Guidance and the State Single Audit Implementation Act, but not for the purpose of expressing an opinion on the effectiveness of Cabarrus County's internal control over compliance. Accordingly, no such opinion is expressed.

We are required to communicate with those charged with governance regarding, among other matters, the planned scope and timing of the audit and any significant deficiencies and material weaknesses in internal control over compliance that we identified during the audit.

## Report on Internal Control Over Compliance

A *deficiency in internal control over compliance* exists when the design or operation of a control over compliance does not allow management or employees, in the normal course of performing their assigned functions, to prevent, or detect and correct, non-compliance with a type of compliance requirement of a state program on a timely basis. A *material weakness in internal control over compliance* is a deficiency, or combination of deficiencies, in internal control over compliance, such that there is a reasonable possibility that material non-compliance with a type of compliance requirement of a state program will not be prevented, or detected and corrected, on a timely basis. A *significant deficiency in internal control over compliance* is a deficiency, or combination of deficiencies, in internal over compliance with a type of compliance requirement of a state program that is less severe than a material weakness in internal control over compliance, yet important enough to merit attention by those charged with governance.

Our consideration of internal control over compliance was for the limited purpose described in Auditor's Responsibilities for the Audit of Compliance section above and was not designed to identify all deficiencies in internal control over compliance that might be material weaknesses or significant deficiencies in internal control over compliance. Given these limitations, during our audit we did not identify any deficiencies in internal control over compliance that we consider to be material weaknesses, as defined above. However, material weaknesses or significant deficiencies in internal control over compliance may exist that were not identified.

Our audit was not designed for the purpose of expressing an opinion on the effectiveness of internal control over compliance. Accordingly, no such opinion is expressed.

The purpose of this report on internal control over compliance is solely to describe the scope of our testing of internal control over compliance and the results of that testing based on the requirements of the Uniform Guidance. Accordingly, this report is not suitable for any other purpose.

*Martin Starnes & Associates, CPAs, P.A.*

Martin Starnes & Associates, CPAs, P.A.  
Hickory, North Carolina  
February 14, 2025





**CABARRUS COUNTY, NORTH CAROLINA**

**SCHEDULE OF FINDINGS, RESPONSES, AND QUESTIONED COSTS  
FOR THE YEAR ENDED JUNE 30, 2024**

**1. Summary of Auditor's Results**

**Financial Statements**

Type of report the auditor issued on whether the financial statements audited were prepared in accordance to GAAP: Unmodified

Internal control over financial reporting:

- Material weakness identified? No
- Significant deficiency identified? None reported

Non-compliance material to financial statements noted? No

**Federal Awards**

Internal control over major federal programs:

- Material weakness identified? No
- Significant deficiency identified? None reported

Type of auditor's report issued on compliance for major federal programs Unmodified

Any audit findings disclosed that are required to be reported in accordance with 2 CFR 200.516(a)? No

**CABARRUS COUNTY, NORTH CAROLINA**

**SCHEDULE OF FINDINGS, RESPONSES, AND QUESTIONED COSTS  
FOR THE YEAR ENDED JUNE 30, 2024**

**1. Summary of Auditor’s Results (continued)**

Identification of major federal programs:

<u>Program Name</u>	<u>AL#</u>
COVID-19 -Coronavirus State and Local Fiscal Recovery Funds	21.027
Social Services Block Grant (SSBG)	93.667
Medicaid Cluster	93.778
Supplemental Nutrition Assistance Program (SNAP) Cluster	10.561
Low-Income Home Energy Assistance	93.568
Foster Care, Adoption, and Guardianship Assistance Program Cluster	93.658, 93.659

Dollar threshold used to distinguish between Type A and Type B programs	\$781,369
---	-----------

Auditee qualified as low-risk auditee?	Yes
--	-----

**State Awards**

Internal control over major state programs:

- |                                      |               |
|--------------------------------------|---------------|
| • Material weakness identified?      | No            |
| • Significant deficiency identified? | None reported |

Type of auditor’s report issued on compliance for major state programs	Unmodified
--	------------

Any audit findings disclosed that are required to be reported in accordance with the State Single Audit Implementation Act?	No
---	----

**CABARRUS COUNTY, NORTH CAROLINA**

**SCHEDULE OF FINDINGS, RESPONSES, AND QUESTIONED COSTS  
FOR THE YEAR ENDED JUNE 30, 2024**

**1. Summary of Auditor’s Results (continued)**

Identification of major state programs:

**Program Name**

Medicaid Cluster  
Social Services Block Grant (SSBG)  
Foster Care, Adoption, and Guardianship Assistance Program Cluster  
General Fund Appropriation

Auditee qualified as low-risk auditee? Yes

**2. Findings Related to the Audit of the Basic Financial Statements**

None reported.

**3. Findings and Questioned Costs Related to the Audit of Federal Awards**

None reported.

**4. Findings and Questioned Costs Related to the Audit of State Awards**

None reported.

**CABARRUS COUNTY, NORTH CAROLINA**

**SCHEDULE OF PRIOR YEAR AUDIT FINDINGS  
FOR THE YEAR ENDED JUNE 30, 2024**

None

CABARRUS COUNTY, NORTH CAROLINA  
 SCHEDULE OF EXPENDITURES OF FEDERAL AND STATE AWARDS  
 For the Fiscal Year Ended June 30, 2024

Grantor/Pass Through Grantor/Program Title	Federal AL Number	State/Pass Through Grantor's Number	Federal Direct and Pass Through Expenditures	State Expenditures	Passed-through to Sub recipients	Local Expenditures
<b>FEDERAL AWARDS</b>						
<b>U.S. DEPARTMENT OF AGRICULTURE</b>						
Passed Through N.C. Department of Health and Human Services:						
Division of Social Services:						
Administration:						
Supplemental Nutrition Assistance Program (SNAP) Cluster:						
State Administrative Matching Grants						
for the Supplemental Nutrition Assistance Program						
	10.561	WC302	\$ 2,674,285	\$ -	\$ -	\$ 2,674,285
COVID-19 -State Administrative Non-Matching Grants						
for the Supplemental Nutrition Assistance Program (ARP & CAA)						
	10.561	WC302	54,159	-	-	-
Total Supplemental Nutrition Assistance Program (SNAP) Cluster						
			<u>2,728,444</u>	-	-	<u>2,674,285</u>
Total U.S. Department of Agriculture						
			<u>2,728,444</u>	-	-	<u>2,674,285</u>
<b>U.S. DEPARTMENT OF JUSTICE</b>						
Direct Program:						
Homeland Security						
State Criminal Alien Assistance Program						
	16.606	NC CABARRUS	154,367	-	-	-
Total U.S. Dept. of Justice						
			<u>154,367</u>	-	-	-
<b>U.S. DEPARTMENT OF TRANSPORTATION</b>						
Passed-through the N.C. Department of Transportation:						
Formula Grants for Rural Areas and Tribal Transit Program - Administrative						
	20.509	23-CT-042	-	407,338	-	45,261
COVID-19 - Formula Grants for Rural Areas and Tribal Transit Program						
	20.509	23-CT-042	140,697	8,793	-	26,383
Highway Safety Cluster						
State and Community Highway Safety Program - TRAFU						
	20.600	PT-20-06.28	168,195	-	-	48,776
National Priority Safety Programs - GHSP						
	20.616	M9MT-2021-16-03	4,159	-	-	-
Total Highway Safety Cluster						
			<u>172,354</u>	-	-	<u>48,776</u>
Passed-through Toxcel LLC						
National Highway Traffic Safety Administration (NHTSA)						
Discretionary Safety Grants and Cooperative Agreements						
	20.614	DTNH2217000040/693JJ921F000183	6,581	-	-	-
Total Passed-through Toxcel LLC						
			<u>6,581</u>	-	-	-
Transit Services Programs Cluster						
Enhanced Mobility of Seniors and Individuals with Disabilities (Elderly & Handicapped Transportation)						
	20.513	NC 2022-044-01	30,362	-	-	30,362
Total Transit Services Programs Cluster						
			<u>30,362</u>	-	-	<u>30,362</u>
Total U.S. Department of Transportation						
			<u>349,994</u>	416,131	-	<u>150,782</u>
<b>U.S. DEPARTMENT OF TREASURY</b>						
Direct Program:						
COVID 19- Coronavirus State & Local Fiscal Recovery Funds						
	21.027		6,949,688	-	6,858,869	-
Total U.S. Department of Treasury						
			<u>6,949,688</u>	-	<u>6,858,869</u>	-

**CABARRUS COUNTY, NORTH CAROLINA**  
**SCHEDULE OF EXPENDITURES OF FEDERAL AND STATE AWARDS**  
**For the Fiscal Year Ended June 30, 2024**

Grantor/Pass Through Grantor/Program Title	Federal AL Number	State/Pass Through Grantor's Number	Federal Direct and Pass Through Expenditures	State Expenditures	Passed-through to Sub recipients	Local Expenditures
<b>U.S. DEPARTMENT OF HOMELAND SECURITY</b>						
Passed-through N.C. Department of Public Safety:						
Division of Emergency Management						
Emergency Management Performance Grants	97.042	EMA-2020-EP-00009	81,573	-	-	-
Total U.S. Department of Homeland Security			<u>81,573</u>	-	-	-
<b>U.S. DEPARTMENT OF HEALTH AND HUMAN SERVICES</b>						
Division of Aging and Adult Services						
Passed-through Centralina Council of Governments:						
National Family Caregiver Support, Title III, Part E	93.052	FY23 Region F County 013	56,029	3,736	-	6,641
Special Programs for the Aging, Title III, Part D, Disease Prevention and Health Promotion Services	93.043	FY23 Region F County 013	7,650	450	-	900
<u>Aging Cluster:</u>						
Passed-through Centralina Council of Governments:						
Special Programs for the Aging - Title III, Part C						
Nutrition Services	93.045	FY23 Region F County 013	179,180	10,540	-	21,080
COVID-19 - Special Programs for the Aging, Title III, Part C, Nutrition Services	93.045	FY23 Region F County 013	27,625	4,875	-	3,611
Special Programs for the Aging - Title III, Part B						
Grants for Supportive Services and Senior Centers:						
Transportation Grant	93.044	FY23 Region F County 013	61,232	135,068	-	21,811
Adult Day Services	93.044	FY23 Region F County 013	59,580	110,691	-	18,919
In-Home Aide I&II	93.044	FY23 Region F County 013	59,655	110,829	-	18,943
Housing   Housing Improvement	93.044	FY23 Region F County 013	21,171	39,333	-	6,723
Senior Center Operations Grant	93.044	FY23 Region F County 013	35,332	65,640	-	11,219
COVID-19 - ARPA	93.044	FY23 Region F County 013	93,673	16,530	-	-
Nutrition Services Incentive Program	93.053	FY23 Region F County 013	16,348	-	-	-
Total Aging Cluster			<u>553,796</u>	493,506	-	102,306
Total Division of Aging and Adult Services			<u>617,475</u>	497,692	-	109,847
Passed Through N.C. Department of Health and Human Services:						
Division of Social Services:						
Temporary Assistance for Needy Families (TANF)						
Temporary Assistance for Needy Families (TANF) State Programs						
Administration:						
Temporary Assistance Needy Families (TANF)	93.558	G2001NCTANF + G2101NCTANF	228,528	-	-	352,680
Services:						
Temporary Assistance Needy Families (TANF)	93.558	G2001NCTANF + G2101NCTANF	1,386,044	-	-	1,609,412
Total TANF			<u>1,614,572</u>	-	-	1,962,092
Child Support Services	93.563	WC302	1,943,340	-	-	1,001,131
<b>U.S. DEPARTMENT OF HEALTH AND HUMAN SERVICES (continued)</b>						
Low-Income Home Energy Assistance:						
Weatherization Assistance and Heating and Air Repair	93.568	G20B1NCLIEA & G21B1NCLIEA	100,629	-	-	-
Crisis Intervention Program	93.568	G20B1NCLIEA & G21B1NCLIEA	1,252	-	-	-
COVID-19 - Cares Act Funding - LIHWAP ARPA Admin	93.568	2101NCE5C6	158	-	-	-
COVID-19 - Cares Act Funding - LIHWAP ARPA	93.568	2001NCE5C3	34,208	-	-	-
Total Low-Income Home Energy Assistance			<u>136,247</u>	-	-	-

CABARRUS COUNTY, NORTH CAROLINA  
SCHEDULE OF EXPENDITURES OF FEDERAL AND STATE AWARDS  
For the Fiscal Year Ended June 30, 2024

Grantor/Pass Through Grantor/Program Title	Federal AL Number	State/Pass Through Grantor's Number	Federal Direct and Pass Through Expenditures	State Expenditures	Passed-through to Sub recipients	Local Expenditures
Passed through NCDHHS/ NC Department of Environmental Quality						
Low-Income Home Energy Assistance:						
Weatherization Assistance for Low Income Persons	93.568	21B1NCLIEA	190,702	-	-	-
Heating and Air Repair and Replacement Program	93.568	21B1NCLIEA	262,277	-	-	-
Total NCDHHS / NC Dept of Environmental Quality			<u>452,979</u>	-	-	-
Total Low-Income Energy Assistance						
			<u>589,226</u>	-	-	-
Special Children Adoption Fund Cluster (note 4)						
Stephanie Tubbs Jones Child Welfare Services Program	93.645	G1901NCCWSS & G2001NCCWSS	46,906	1,692	-	-
Mary Lee Allen Promoting Safe and Stable Families Program	93.556	G2001NCFPSS	45,931	-	-	-
Total Special Children Adoption Fund Cluster (note 4 )			<u>92,837</u>	<u>1,692</u>	-	-
John H. Chafee Foster Care Program for Successful Transition to Adulthood						
Administration	93.674	G1901NC1420 & G2001NC1420	19,562	4,890	-	-
Direct Benefit Payment	93.674	G1901NC1420 & G2001NC1420	1,119	-	-	-
Total John H. Chafee Foster Care Program for Successful Transition to Adulthood Program			<u>20,681</u>	<u>4,890</u>	-	-
Social Service Block Grant (SSGB) - In Home Services						
Adult Day Care (Division of Adult and Aging Services)	93.667	G2001NCSOSR	57,162	19,475	-	6,590
In-Home Services	93.667	G2001NCSOSR	87,928	-	-	12,524
Adult Protective Services	93.667	G2001NCSOSR	-	-	-	3,348
Child Protective Services - TANF to SSBG	93.667	G2001NCSOSR	494,393	-	-	-
Social Services Block Grant Administration	93.667	G2001NCSOSR	501,118	-	-	117,029
Total Social Services Block Grant (SSBG) In Home Services			<u>1,140,601</u>	<u>19,475</u>	-	<u>139,491</u>
Total Division of Social Services - Other Programs						
			<u>5,401,257</u>	<u>26,057</u>	-	<u>3,102,714</u>
Passed Through N.C. Department of Health and Human Services:						
Division of Social Services:						
Foster Care, Adoption, and Guardianship Assistance Program Cluster (Note 4):						
Admin:						
Foster Care Title IV - E Administration	93.658	2001NCFOST	26,297	-	-	3,136
Foster Care Title IV - E Child Protective Services	93.658	2001NCFOST	192,631	85,304	-	86,515
Foster Care Title IV - E Foster Care and Training	93.658	2001NCFOST	11,757	-	-	3,496
Foster Care Title IV - E Foster Care and Off Training	93.658	2001NCFOST	606,502	-	-	121,908
Adoption Assistance- Training	93.659	WC302	5,981	-	-	5,981
Direct Benefits:						
Foster Care - Title IV-E	93.658	2001NCFOST	488,880	173,860	-	137,631
Total Foster Care, Adoption and Guardianship Assistance Program Cluster (Note 4)						
			<u>1,332,048</u>	<u>259,164</u>	-	<u>358,667</u>

**CABARRUS COUNTY, NORTH CAROLINA**  
**SCHEDULE OF EXPENDITURES OF FEDERAL AND STATE AWARDS**  
**For the Fiscal Year Ended June 30, 2024**

Grantor/Pass Through Grantor/Program Title	Federal AL Number	State/Pass Through Grantor's Number	Federal Direct and Pass Through Expenditures	State Expenditures	Passed-through to Sub recipients	Local Expenditures
Passed Through N.C. Department of Health and Human Services:						
Subsidized Child Care Program Cluster (Note 4):						
Child Care Development Fund Cluster:						
Division of Social Services:						
Child Care Mandatory and Matching Funds of the						
Childcare Development Fund - Administration						
	93.596	WC302	385,865	-	-	-
Total Subsidized Child Care Program Cluster (Note 4)/Child Care Development						
Fund Cluster						
			<u>385,865</u>	-	-	-
Division of Social Services:						
Medicaid Cluster:						
Medical Assistance Program						
	93.778	WC302	6,988,797	140,263	-	3,252,635
Medical Assistance Program						
	93.778	WC302	81,853	75,071	-	6,782
Total Medicaid Cluster						
			<u>7,070,650</u>	<u>215,334</u>	-	<u>3,259,417</u>
Division of Social Services:						
Administration						
Children's Health Insurance Program - N.C. Health Choice						
	93.767	CHIP	767,323	17,641	-	218,722
Total Children's Health Insurance Program - N.C. Health Choice						
			<u>767,323</u>	<u>17,641</u>	-	<u>218,722</u>
Total U.S. Department of Health and Human Services						
			<u>15,574,618</u>	<u>1,015,888</u>	-	<u>7,049,367</u>
<b>U.S. DEPARTMENT OF ENERGY</b>						
Passed Through N.C. Department of Environmental Quality						
Weatherization Assistance for Low-Income Persons						
	81.042	DEEE0007939	74,102	-	-	-
Total U.S. Department of Energy						
			<u>74,102</u>	-	-	-
<b>U.S. Department of Housing and Urban Development</b>						
Passed through N.C. Department of Commerce						
Division of Community Planning and Development						
HOME Investment Partnership Program						
	14.239	M-20-DC-37-0209	132,859	-	-	48,957
Total U.S. Department of Housing and Urban Development						
			<u>132,859</u>	-	-	<u>48,957</u>
<b>TOTAL FEDERAL AWARDS</b>			<u>26,045,645</u>	<u>1,432,019</u>	<u>6,858,869</u>	<u>9,923,391</u>
<b>STATE AWARDS</b>						
<b>N.C. DEPARTMENT OF HEALTH AND HUMAN SERVICES</b>						
Division of Social Services:						
Direct Benefits - Foster Care At-Risk Maximization						
		XXXX	-	10,742	-	3,713
Direct Benefits - Extended FC/MAX Non IV-E						
		XXXX	-	20,200	-	-
Direct Benefits - Foster Care at Risk						
		XXXX	-	3,268	-	-
Direct Benefits - Foster Care Kinship						
		XXXX	-	33,178	-	33,178
Direct Benefits - State Family Foster Max						
		XXXX	-	-	-	28,442
Direct Benefits - State Foster Home						
		XXXX	-	249,612	-	214,915
Direct Benefits - SFHF Maximization						
		XXXX	-	709,285	-	254,686
Child Welfare/CPS/CS						
		XXXX	-	190,481	-	-
Non-Allocating County Cost						
		XXXX	-	-	-	1,612,915
DCD Smart Start						
		XXXX	-	59,775	-	-
Work First Non Reimbursement						
		XXXX	-	-	-	<u>2,179,437</u>
Total Division of Social Services						
			-	<u>1,276,541</u>	-	<u>4,327,286</u>



**CABARRUS COUNTY, NORTH CAROLINA**  
**SCHEDULE OF EXPENDITURES OF FEDERAL AND STATE AWARDS**  
**For the Fiscal Year Ended June 30, 2024**

Grantor/Pass Through Grantor/Program Title	Federal AL Number	State/Pass Through Grantor's Number	Federal Direct and Pass Through Expenditures	State Expenditures	Passed-through to Sub recipients	Local Expenditures
Division of Aging and Adult Services						
Passed through Centralina Council of Governments						
Fan /Heat Program			-	1,063	-	-
Senior Center Operations Grant   General Purpose			-	7,435	-	-
Total Division of Aging and Adult Services			-	8,498	-	-
General Fund Appropriation - Substance Use Network		Fund Code 1110	-	631,545	631,545	-
General Fund Appropriation - Substance Use Network Block Grant			-	1,000,000	1,000,000	-
Total General Fund Appropriations			-	1,631,545	1,631,545	-
Total N. C. Department of Health and Human Services			-	2,916,584	1,631,545	4,327,286
<b>N.C DEPARTMENT OF ENVIRONMENTAL QUALITY</b>						
Division of Waste Management:						
Electronics Recycling Management Funds		XXXX	-	4,153	-	-
Total Division of Waste Management			-	4,153	-	-
Division of Environmental Assistance and Customer Service						
Soil and Water Conservation		XXXX	-	3,600	-	-
Soil and Water Conservation - Water Quality Cost Share Grant		XXXX	-	23,185	-	-
Total NC Department of Environmental Quality			-	30,938	-	-
<b>N.C. DEPARTMENT OF PUBLIC SAFETY</b>						
Division of Juvenile Justice and Delinquency Prevention:						
Juvenile Crime Prevention Programs:						
Shift Mentoring		XXXX	-	54,500	54,500	-
JCPC Admin		XXXX	-	15,352	15,352	-
Get Hired-Youth Employability		XXXX	-	59,840	59,840	-
Kids at Work		XXXX	-	60,933	60,933	-
Sex Offender		XXXX	-	2,127	2,127	-
Teen Court		XXXX	-	78,811	78,811	-
Teen Court Resolve Program		XXXX	-	66,000	66,000	-
Youth Style Fitness		XXXX	-	45,603	45,603	-
YDI Afterschool Academy		XXXX	-	22,313	22,313	-
YDI Family Life Skills Academy		XXXX	-	52,601	52,601	-
Cabarrus County:						
State Directed Grant (Human Trafficking)		NC APPROPRIATIONS ACT OF 2022, HOUSE Bill 103, SECTION 5.3(a)-(c) & SECTION 5.4.(a)-(b)) MOA 2371045	-	154,338	-	-
Tier II			-	1,000	-	-
Total N.C. Department of Public Safety			-	613,418	458,080	-
<b>N.C. DEPARTMENT OF INSURANCE</b>						
Division of Seniors Health Insurance Information Program						
SHIIP Grant		XXXX	-	22,555	-	-
Total N.C. Department of Insurance			-	22,555	-	-

CABARRUS COUNTY, NORTH CAROLINA  
SCHEDULE OF EXPENDITURES OF FEDERAL AND STATE AWARDS  
For the Fiscal Year Ended June 30, 2024

Grantor/Pass Through Grantor/Program Title	Federal AL Number	State/Pass Through Grantor's Number	Federal Direct and Pass Through Expenditures	State Expenditures	Passed-through to Sub recipients	Local Expenditures
<b>N.C. OFFICE OF STATE BUDGET AND MANAGEMENT (OSBM)</b>						
State Capital Infrastructure Fund (SCIF)						
SCIF - Courthouse		20092	-	7,500,000	-	-
SCIF - Behavioral Health Facility		20094	-	1,464,885	-	-
General Fund Appropriations						
General Fund Appropriations - Bomb Squad		20095	-	65,781	-	-
General Fund Appropriations - Paving Pilot Project		20096	-	5,000,000	5,000,000	-
General Fund Appropriations - Wellness & Bomb Squad		20097	-	9,319	-	-
Total N.C. Office of State Budget and Management (OSBM)			-	14,039,985	5,000,000	-
<b>N.C. DEPARTMENT OF CULTURAL AND NATURAL RESOURCES</b>						
Division of State Library						
State Aid to Libraries		DCR-4	-	265,242	-	4,735,733
Total N.C. Department of Cultural and Natural Resources			-	265,242	-	4,735,733
<b>N.C. DEPARTMENT OF ADMINISTRATION</b>						
Veterans Service Grant			-	2,174	-	-
Total N.C. Department of Administration			-	2,174	-	-
<b>N.C. DEPARTMENT OF TRANSPORTATION</b>						
Rural Operating Assistance Program (ROAP):						
ROAP Elderly and Disabled Transportation Assistance Program (E&DTAP)		DOT-16CL	-	110,862	-	-
ROAP Rural General Public Program (RGP)		DOT-16CL	-	9,212	-	-
Total Rural Operating Assistance Program (ROAP)			-	120,074	-	-
Rural State Operating Program (RSOP)		DOT-11	-	180,885	-	-
Total N.C. Department of Transportation			-	300,959	-	-
<b>N.C. DEPARTMENT OF PUBLIC INSTRUCTION</b>						
Public School Building Capital Fund						
Lottery proceeds			-	2,452,700	-	-
Total N.C. Department of Public Instruction			-	2,452,700	-	-
Other Financial Assistance:						
<b>N.C. DEPARTMENT OF JUSTICE</b>						
Opioid Settlement Fund (Note 5)			-	431,131	-	-
<b>TOTAL STATE AWARDS</b>			-	21,075,686	7,089,625	9,063,019
<b>TOTAL FEDERAL AND STATE AWARDS</b>			\$ 26,045,645	\$ 22,507,705	\$ 13,948,494	\$ 18,986,410

CABARRUS COUNTY, NORTH CAROLINA  
 SCHEDULE OF EXPENDITURES OF FEDERAL AND STATE AWARDS  
 For the Fiscal Year Ended June 30, 2024

Grantor/Pass Through Grantor/Program Title	Federal AL Number	State/Pass Through Grantor's Number	Federal Direct and Pass Through Expenditures	State Expenditures	Passed-through to Sub recipients	Local Expenditures
---	-------------------------	---	--	-----------------------	--	-----------------------

**NOTES TO THE SCHEDULE OF EXPENDITURES OF FEDERAL AND STATE AWARDS:**

**1. Basis of Presentation**

The accompanying Schedule of Expenditures of Federal and State Awards (SEFSA) includes the federal and state grant activity of Cabarrus County under the programs of the federal government and the state of North Carolina for the year ended June 30, 2024. The information in this SEFSA is presented in accordance with the requirements of Title 2 U.S. *Code of Federal Regulations Part 200, Uniform Administrative Requirements, Cost Principles, and Audit Requirements for Federal Awards* and the State Single Audit Implementation Act. Because the schedule presents only a selected portion of the operations of Cabarrus County, it is not intended to and does not present the financial position, changes in net position or cash flows of Cabarrus County.

**2. Summary of Significant Accounting Policies**

Expenditures reported in the SEFSA are reported on the modified accrual basis of accounting. Such expenditures are recognized following the cost principles contained in Uniform Guidance, wherein certain types of expenditures are not allowable or are limited as to reimbursement.

**3. Indirect Cost Rate**

Cabarrus County has elected not to use the 10-percent de Minimis indirect cost rate as allowed under the Uniform Guidance.

**4. Cluster of Programs**

The following are clustered by the NC Department of Health and Human Services and are treated separately for state audit requirement purposes: Foster Care, Adoption and Guardianship Assistance Program, Special Children Adoption Fund, and Subsidized Child Care Program.

**5. Opioid Settlement Fund**

The NC Department of Justice does not consider Opioid Settlement Funds either Federal or State Financial assistance since they are from a settlement with private major drug companies. Since these funds are subject to the State Single Audit Implementation Act, they are reported as "Other Financial Assistance" on the SEFSA, and considered State Awards for State single audit requirements.

